

<p>Prøve</p>	<table style="width:100%; border-collapse: collapse;"> <tr><td style="width:10%;">1:</td><td style="width:40%;">9.8</td><td style="width:50%; text-align:right;">↙</td></tr> <tr><td>2:</td><td>10.0</td><td style="text-align:right;">↙</td></tr> <tr><td>3:</td><td>*10.8</td><td style="text-align:right;">↓</td></tr> <tr><td>4:</td><td>*10.7</td><td style="text-align:right;">↙</td></tr> <tr><td>5:</td><td>10.3</td><td style="text-align:right;">↑</td></tr> <tr><td>6:</td><td>10.0</td><td style="text-align:right;">↙</td></tr> <tr><td>7:</td><td>*10.7</td><td style="text-align:right;">↙</td></tr> </table>	1:	9.8	↙	2:	10.0	↙	3:	*10.8	↓	4:	*10.7	↙	5:	10.3	↑	6:	10.0	↙	7:	*10.7	↙
1:	9.8	↙																				
2:	10.0	↙																				
3:	*10.8	↓																				
4:	*10.7	↙																				
5:	10.3	↑																				
6:	10.0	↙																				
7:	*10.7	↙																				
<table style="width:100%; border-collapse: collapse;"> <tr> <td style="width:10%; text-align:left;">Serie</td> <td style="width:40%;"></td> <td style="width:50%; text-align:right;">69.0</td> </tr> <tr> <td style="text-align:left;">Total</td> <td></td> <td style="text-align:right;">0.0</td> </tr> </table>		Serie		69.0	Total		0.0															
Serie		69.0																				
Total		0.0																				

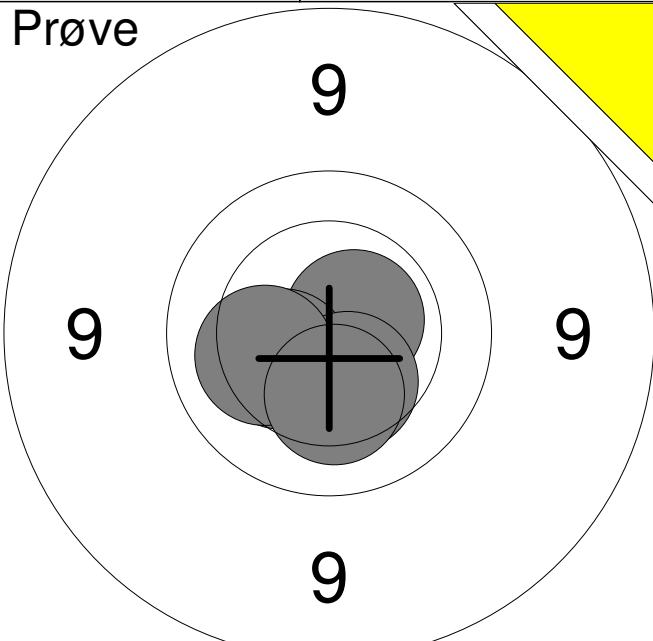
<p>20 Skud</p>	<table style="width:100%; border-collapse: collapse;"> <tr><td style="width:10%;">1:</td><td style="width:40%;">*10.8</td><td style="width:50%; text-align:right;">↑</td></tr> <tr><td>2:</td><td>10.6</td><td style="text-align:right;">↑</td></tr> <tr><td>3:</td><td>10.5</td><td style="text-align:right;">↙</td></tr> <tr><td>4:</td><td>9.9</td><td style="text-align:right;">↓</td></tr> <tr><td>5:</td><td>10.6</td><td style="text-align:right;">↓</td></tr> <tr><td>6:</td><td>*10.6</td><td style="text-align:right;">↓</td></tr> <tr><td>7:</td><td>*10.8</td><td style="text-align:right;">↙</td></tr> <tr><td>8:</td><td>10.5</td><td style="text-align:right;">↙</td></tr> <tr><td>9:</td><td>10.4</td><td style="text-align:right;">↗</td></tr> <tr><td>10:</td><td>*10.7</td><td style="text-align:right;">↙</td></tr> </table>	1:	*10.8	↑	2:	10.6	↑	3:	10.5	↙	4:	9.9	↓	5:	10.6	↓	6:	*10.6	↓	7:	*10.8	↙	8:	10.5	↙	9:	10.4	↗	10:	*10.7	↙
1:	*10.8	↑																													
2:	10.6	↑																													
3:	10.5	↙																													
4:	9.9	↓																													
5:	10.6	↓																													
6:	*10.6	↓																													
7:	*10.8	↙																													
8:	10.5	↙																													
9:	10.4	↗																													
10:	*10.7	↙																													
<table style="width:100%; border-collapse: collapse;"> <tr> <td style="width:10%; text-align:left;">Serie</td> <td style="width:40%;"></td> <td style="width:50%; text-align:right;">99.0</td> </tr> <tr> <td style="text-align:left;">Total</td> <td></td> <td style="text-align:right;">99.0</td> </tr> </table>		Serie		99.0	Total		99.0																								
Serie		99.0																													
Total		99.0																													

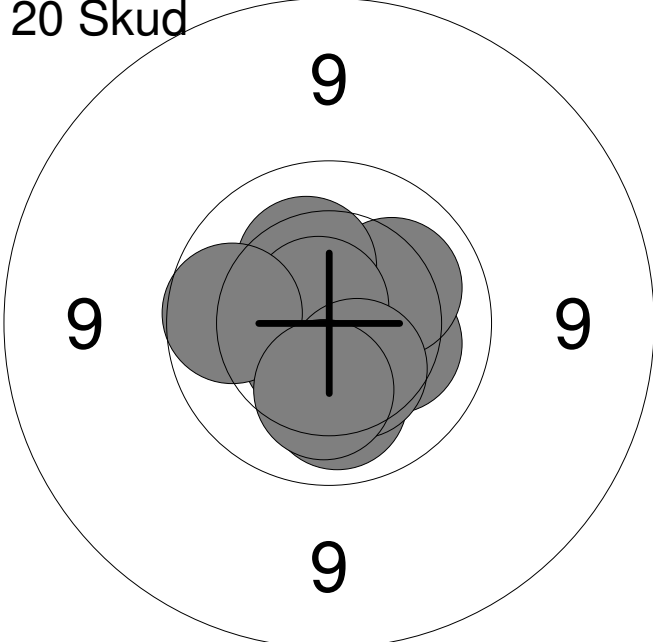
<p>20 Skud</p>	<table style="width:100%; border-collapse: collapse;"> <tr><td style="width:10%;">11:</td><td style="width:40%;">10.5</td><td style="width:50%; text-align:right;">↑</td></tr> <tr><td>12:</td><td>10.4</td><td style="text-align:right;">↗</td></tr> <tr><td>13:</td><td>10.3</td><td style="text-align:right;">→</td></tr> <tr><td>14:</td><td>10.5</td><td style="text-align:right;">↗</td></tr> <tr><td>15:</td><td>*10.9</td><td style="text-align:right;">↓</td></tr> <tr><td>16:</td><td>9.6</td><td style="text-align:right;">→</td></tr> <tr><td>17:</td><td>10.3</td><td style="text-align:right;">↗</td></tr> <tr><td>18:</td><td>*10.7</td><td style="text-align:right;">→</td></tr> <tr><td>19:</td><td>*10.6</td><td style="text-align:right;">↑</td></tr> <tr><td>20:</td><td>*10.6</td><td style="text-align:right;">↘</td></tr> </table>	11:	10.5	↑	12:	10.4	↗	13:	10.3	→	14:	10.5	↗	15:	*10.9	↓	16:	9.6	→	17:	10.3	↗	18:	*10.7	→	19:	*10.6	↑	20:	*10.6	↘
11:	10.5	↑																													
12:	10.4	↗																													
13:	10.3	→																													
14:	10.5	↗																													
15:	*10.9	↓																													
16:	9.6	→																													
17:	10.3	↗																													
18:	*10.7	→																													
19:	*10.6	↑																													
20:	*10.6	↘																													
<table style="width:100%; border-collapse: collapse;"> <tr> <td style="width:10%; text-align:left;">Serie</td> <td style="width:40%;"></td> <td style="width:50%; text-align:right;">99.0</td> </tr> <tr> <td style="text-align:left;">Total</td> <td></td> <td style="text-align:right;">198.0</td> </tr> </table>		Serie		99.0	Total		198.0																								
Serie		99.0																													
Total		198.0																													

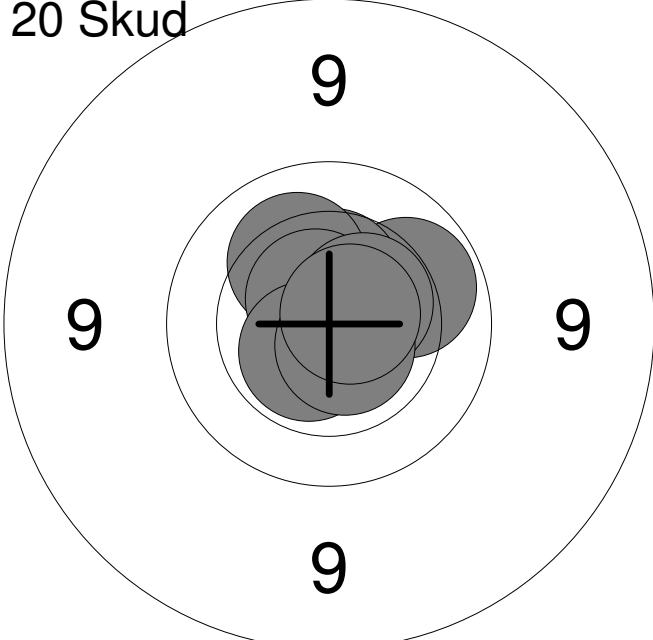
<p>Prøve</p>	<table style="width:100%; border-collapse: collapse;"> <tr><td>1:</td><td>9.4</td><td>↘</td></tr> <tr><td>2:</td><td>10.3</td><td>↙</td></tr> <tr><td>3:</td><td>9.2</td><td>↘</td></tr> <tr><td>4:</td><td>8.8</td><td>→</td></tr> <tr><td>5:</td><td>9.8</td><td>↙</td></tr> <tr><td>6:</td><td>9.7</td><td>→</td></tr> <tr><td>7:</td><td>9.0</td><td>↙</td></tr> <tr><td>8:</td><td>8.7</td><td>→</td></tr> <tr><td>9:</td><td>9.2</td><td>→</td></tr> <tr><td>10:</td><td>10.4</td><td>↗</td></tr> </table> <table border="1" style="width:100%; border-collapse: collapse; margin-top: 5px;"> <tr> <td style="width:80%;">Serie</td> <td style="text-align: right;">90.0</td> </tr> <tr> <td>Total</td> <td style="text-align: right;">0.0</td> </tr> </table>	1:	9.4	↘	2:	10.3	↙	3:	9.2	↘	4:	8.8	→	5:	9.8	↙	6:	9.7	→	7:	9.0	↙	8:	8.7	→	9:	9.2	→	10:	10.4	↗	Serie	90.0	Total	0.0
1:	9.4	↘																																	
2:	10.3	↙																																	
3:	9.2	↘																																	
4:	8.8	→																																	
5:	9.8	↙																																	
6:	9.7	→																																	
7:	9.0	↙																																	
8:	8.7	→																																	
9:	9.2	→																																	
10:	10.4	↗																																	
Serie	90.0																																		
Total	0.0																																		

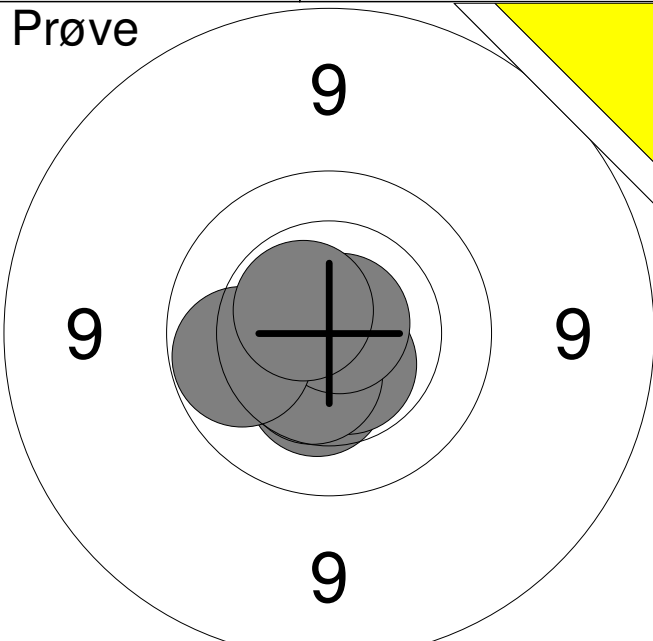
<p>20 Skud</p>	<table style="width:100%; border-collapse: collapse;"> <tr><td>1:</td><td>9.4</td><td>→</td></tr> <tr><td>2:</td><td>9.6</td><td>→</td></tr> <tr><td>3:</td><td>10.3</td><td>↘</td></tr> <tr><td>4:</td><td>10.0</td><td>↗</td></tr> <tr><td>5:</td><td>10.1</td><td>↙</td></tr> <tr><td>6:</td><td>9.8</td><td>↗</td></tr> <tr><td>7:</td><td>9.9</td><td>↗</td></tr> <tr><td>8:</td><td>9.8</td><td>↘</td></tr> <tr><td>9:</td><td>9.7</td><td>→</td></tr> <tr><td>10:</td><td>9.3</td><td>↙</td></tr> </table> <table border="1" style="width:100%; border-collapse: collapse; margin-top: 5px;"> <tr> <td style="width:80%;">Serie</td> <td style="text-align: right;">93.0</td> </tr> <tr> <td>Total</td> <td style="text-align: right;">93.0</td> </tr> </table>	1:	9.4	→	2:	9.6	→	3:	10.3	↘	4:	10.0	↗	5:	10.1	↙	6:	9.8	↗	7:	9.9	↗	8:	9.8	↘	9:	9.7	→	10:	9.3	↙	Serie	93.0	Total	93.0
1:	9.4	→																																	
2:	9.6	→																																	
3:	10.3	↘																																	
4:	10.0	↗																																	
5:	10.1	↙																																	
6:	9.8	↗																																	
7:	9.9	↗																																	
8:	9.8	↘																																	
9:	9.7	→																																	
10:	9.3	↙																																	
Serie	93.0																																		
Total	93.0																																		

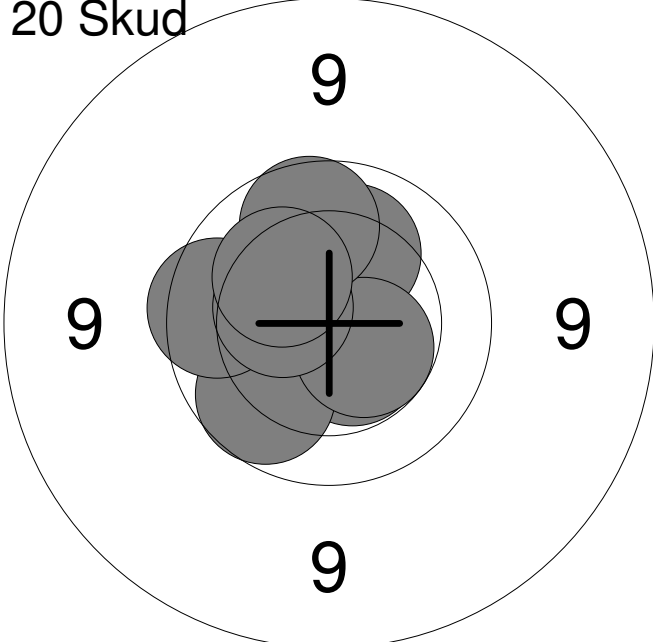
<p>20 Skud</p>	<table style="width:100%; border-collapse: collapse;"> <tr><td>11:</td><td>9.2</td><td>↘</td></tr> <tr><td>12:</td><td>10.2</td><td>→</td></tr> <tr><td>13:</td><td>10.4</td><td>↗</td></tr> <tr><td>14:</td><td>10.3</td><td>↗</td></tr> <tr><td>15:</td><td>9.6</td><td>↙</td></tr> <tr><td>16:</td><td>8.9</td><td>↙</td></tr> <tr><td>17:</td><td>9.1</td><td>↙</td></tr> <tr><td>18:</td><td>9.2</td><td>→</td></tr> <tr><td>19:</td><td>9.2</td><td>↙</td></tr> <tr><td>20:</td><td>9.1</td><td>↙</td></tr> </table> <table border="1" style="width:100%; border-collapse: collapse; margin-top: 5px;"> <tr> <td style="width:80%;">Serie</td> <td style="text-align: right;">92.0</td> </tr> <tr> <td>Total</td> <td style="text-align: right;">185.0</td> </tr> </table>	11:	9.2	↘	12:	10.2	→	13:	10.4	↗	14:	10.3	↗	15:	9.6	↙	16:	8.9	↙	17:	9.1	↙	18:	9.2	→	19:	9.2	↙	20:	9.1	↙	Serie	92.0	Total	185.0
11:	9.2	↘																																	
12:	10.2	→																																	
13:	10.4	↗																																	
14:	10.3	↗																																	
15:	9.6	↙																																	
16:	8.9	↙																																	
17:	9.1	↙																																	
18:	9.2	→																																	
19:	9.2	↙																																	
20:	9.1	↙																																	
Serie	92.0																																		
Total	185.0																																		

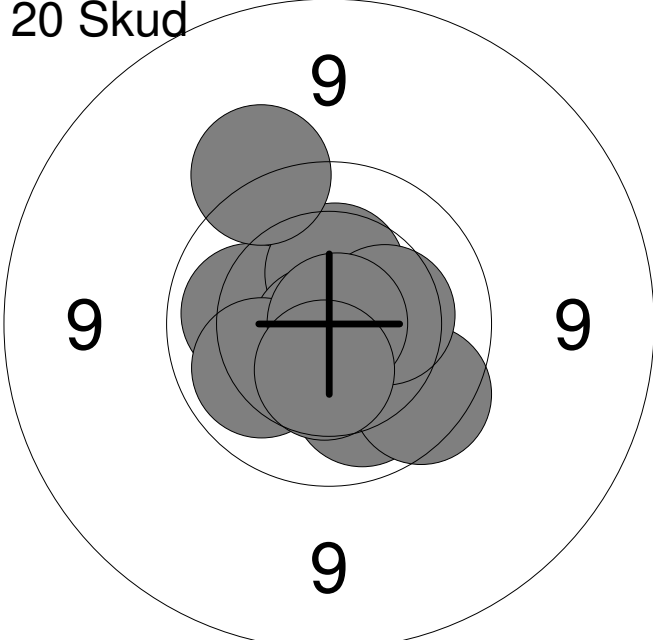
<p>Prøve</p> 	<table style="width:100%; border-collapse: collapse;"> <tr><td>1:</td><td>*10.6</td><td>↗</td></tr> <tr><td>2:</td><td>10.4</td><td>↖</td></tr> <tr><td>3:</td><td>10.4</td><td>↓</td></tr> <tr><td>4:</td><td>10.2</td><td>↖</td></tr> <tr><td>5:</td><td>10.3</td><td>↓</td></tr> </table> <hr/> <table style="width:100%; border-collapse: collapse;"> <tr> <td style="width:80%;">Serie</td> <td style="text-align: right;">50.0</td> </tr> <tr> <td>Total</td> <td style="text-align: right;">0.0</td> </tr> </table>	1:	*10.6	↗	2:	10.4	↖	3:	10.4	↓	4:	10.2	↖	5:	10.3	↓	Serie	50.0	Total	0.0
1:	*10.6	↗																		
2:	10.4	↖																		
3:	10.4	↓																		
4:	10.2	↖																		
5:	10.3	↓																		
Serie	50.0																			
Total	0.0																			

<p>20 Skud</p> 	<table style="width:100%; border-collapse: collapse;"> <tr><td>1:</td><td>*10.6</td><td>↖</td></tr> <tr><td>2:</td><td>10.2</td><td>↓</td></tr> <tr><td>3:</td><td>10.2</td><td>→</td></tr> <tr><td>4:</td><td>10.2</td><td>↗</td></tr> <tr><td>5:</td><td>10.3</td><td>↗</td></tr> <tr><td>6:</td><td>*10.7</td><td>↗</td></tr> <tr><td>7:</td><td>10.1</td><td>↓</td></tr> <tr><td>8:</td><td>10.4</td><td>↓</td></tr> <tr><td>9:</td><td>9.9</td><td>←</td></tr> <tr><td>10:</td><td>10.2</td><td>↓</td></tr> </table> <hr/> <table style="width:100%; border-collapse: collapse;"> <tr> <td style="width:80%;">Serie</td> <td style="text-align: right;">99.0</td> </tr> <tr> <td>Total</td> <td style="text-align: right;">99.0</td> </tr> </table>	1:	*10.6	↖	2:	10.2	↓	3:	10.2	→	4:	10.2	↗	5:	10.3	↗	6:	*10.7	↗	7:	10.1	↓	8:	10.4	↓	9:	9.9	←	10:	10.2	↓	Serie	99.0	Total	99.0
1:	*10.6	↖																																	
2:	10.2	↓																																	
3:	10.2	→																																	
4:	10.2	↗																																	
5:	10.3	↗																																	
6:	*10.7	↗																																	
7:	10.1	↓																																	
8:	10.4	↓																																	
9:	9.9	←																																	
10:	10.2	↓																																	
Serie	99.0																																		
Total	99.0																																		

<p>20 Skud</p> 	<table style="width:100%; border-collapse: collapse;"> <tr><td>11:</td><td>*10.6</td><td>↗</td></tr> <tr><td>12:</td><td>*10.7</td><td>↗</td></tr> <tr><td>13:</td><td>10.0</td><td>→</td></tr> <tr><td>14:</td><td>10.5</td><td>↑</td></tr> <tr><td>15:</td><td>10.2</td><td>↗</td></tr> <tr><td>16:</td><td>*10.6</td><td>↗</td></tr> <tr><td>17:</td><td>*10.6</td><td>↖</td></tr> <tr><td>18:</td><td>*10.5</td><td>↗</td></tr> <tr><td>19:</td><td>*10.7</td><td>↓</td></tr> <tr><td>20:</td><td>*10.7</td><td>↗</td></tr> </table> <hr/> <table style="width:100%; border-collapse: collapse;"> <tr> <td style="width:80%;">Serie</td> <td style="text-align: right;">100.0</td> </tr> <tr> <td>Total</td> <td style="text-align: right;">199.0</td> </tr> </table>	11:	*10.6	↗	12:	*10.7	↗	13:	10.0	→	14:	10.5	↑	15:	10.2	↗	16:	*10.6	↗	17:	*10.6	↖	18:	*10.5	↗	19:	*10.7	↓	20:	*10.7	↗	Serie	100.0	Total	199.0
11:	*10.6	↗																																	
12:	*10.7	↗																																	
13:	10.0	→																																	
14:	10.5	↑																																	
15:	10.2	↗																																	
16:	*10.6	↗																																	
17:	*10.6	↖																																	
18:	*10.5	↗																																	
19:	*10.7	↓																																	
20:	*10.7	↗																																	
Serie	100.0																																		
Total	199.0																																		

<p>Prøve</p> 	<table style="width:100%; border-collapse: collapse;"> <tr><td style="width:10%;">1:</td><td style="width:15%;">10.4</td><td style="width:10%; text-align: right;">↓</td></tr> <tr><td>2:</td><td>*10.6</td><td style="text-align: right;">↓</td></tr> <tr><td>3:</td><td>10.5</td><td style="text-align: right;">↓</td></tr> <tr><td>4:</td><td>*10.8</td><td style="text-align: right;">↗</td></tr> <tr><td>5:</td><td>10.0</td><td style="text-align: right;">←</td></tr> <tr><td>6:</td><td>*10.6</td><td style="text-align: right;">↖</td></tr> </table> <table border="1" style="width:100%; border-collapse: collapse; margin-top: 5px;"> <tr> <td style="width:80%;">Serie</td> <td style="text-align: right;">60.0</td> </tr> <tr> <td>Total</td> <td style="text-align: right;">0.0</td> </tr> </table>	1:	10.4	↓	2:	*10.6	↓	3:	10.5	↓	4:	*10.8	↗	5:	10.0	←	6:	*10.6	↖	Serie	60.0	Total	0.0
1:	10.4	↓																					
2:	*10.6	↓																					
3:	10.5	↓																					
4:	*10.8	↗																					
5:	10.0	←																					
6:	*10.6	↖																					
Serie	60.0																						
Total	0.0																						

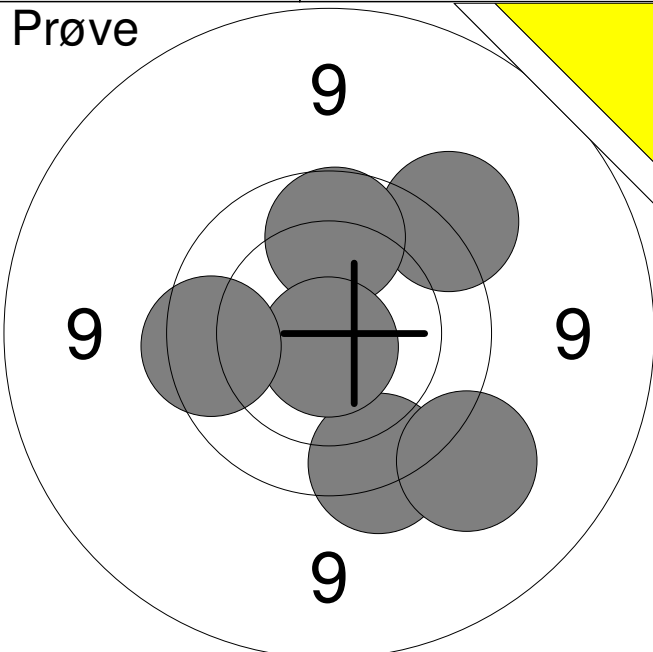
<p>20 Skud</p> 	<table style="width:100%; border-collapse: collapse;"> <tr><td style="width:10%;">1:</td><td style="width:15%;">*10.7</td><td style="width:10%; text-align: right;">←</td></tr> <tr><td>2:</td><td>*10.5</td><td style="text-align: right;">↓</td></tr> <tr><td>3:</td><td>10.4</td><td style="text-align: right;">↑</td></tr> <tr><td>4:</td><td>10.2</td><td style="text-align: right;">↑</td></tr> <tr><td>5:</td><td>9.9</td><td style="text-align: right;">↘</td></tr> <tr><td>6:</td><td>9.8</td><td style="text-align: right;">←</td></tr> <tr><td>7:</td><td>*10.5</td><td style="text-align: right;">↓</td></tr> <tr><td>8:</td><td>10.4</td><td style="text-align: right;">↗</td></tr> <tr><td>9:</td><td>9.9</td><td style="text-align: right;">↑</td></tr> <tr><td>10:</td><td>10.2</td><td style="text-align: right;">↖</td></tr> </table> <table border="1" style="width:100%; border-collapse: collapse; margin-top: 5px;"> <tr> <td style="width:80%;">Serie</td> <td style="text-align: right;">97.0</td> </tr> <tr> <td>Total</td> <td style="text-align: right;">97.0</td> </tr> </table>	1:	*10.7	←	2:	*10.5	↓	3:	10.4	↑	4:	10.2	↑	5:	9.9	↘	6:	9.8	←	7:	*10.5	↓	8:	10.4	↗	9:	9.9	↑	10:	10.2	↖	Serie	97.0	Total	97.0
1:	*10.7	←																																	
2:	*10.5	↓																																	
3:	10.4	↑																																	
4:	10.2	↑																																	
5:	9.9	↘																																	
6:	9.8	←																																	
7:	*10.5	↓																																	
8:	10.4	↗																																	
9:	9.9	↑																																	
10:	10.2	↖																																	
Serie	97.0																																		
Total	97.0																																		

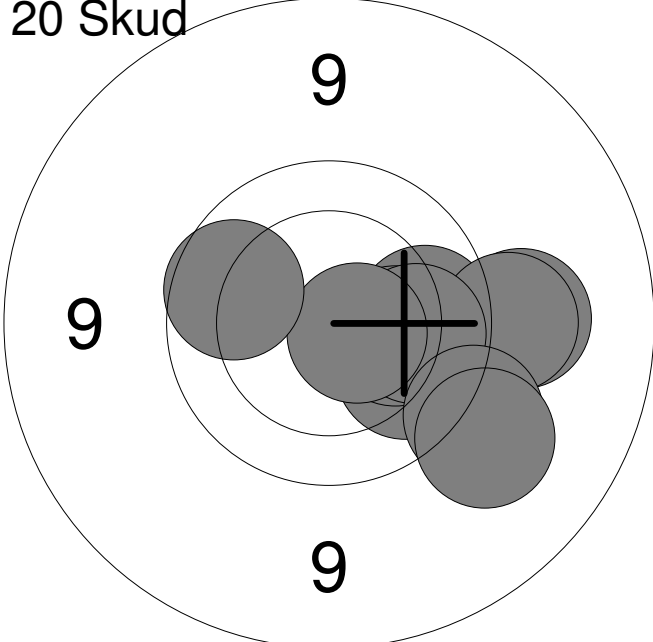
<p>20 Skud</p> 	<table style="width:100%; border-collapse: collapse;"> <tr><td style="width:10%;">11:</td><td style="width:15%;">10.1</td><td style="width:10%; text-align: right;">↓</td></tr> <tr><td>12:</td><td>10.1</td><td style="text-align: right;">←</td></tr> <tr><td>13:</td><td>10.4</td><td style="text-align: right;">↑</td></tr> <tr><td>14:</td><td>9.8</td><td style="text-align: right;">↘</td></tr> <tr><td>15:</td><td>*10.8</td><td style="text-align: right;">↘</td></tr> <tr><td>16:</td><td>10.3</td><td style="text-align: right;">→</td></tr> <tr><td>17:</td><td>9.5</td><td style="text-align: right;">↗</td></tr> <tr><td>18:</td><td>10.1</td><td style="text-align: right;">↘</td></tr> <tr><td>19:</td><td>*10.9</td><td style="text-align: right;">→</td></tr> <tr><td>20:</td><td>10.4</td><td style="text-align: right;">↓</td></tr> </table> <table border="1" style="width:100%; border-collapse: collapse; margin-top: 5px;"> <tr> <td style="width:80%;">Serie</td> <td style="text-align: right;">98.0</td> </tr> <tr> <td>Total</td> <td style="text-align: right;">195.0</td> </tr> </table>	11:	10.1	↓	12:	10.1	←	13:	10.4	↑	14:	9.8	↘	15:	*10.8	↘	16:	10.3	→	17:	9.5	↗	18:	10.1	↘	19:	*10.9	→	20:	10.4	↓	Serie	98.0	Total	195.0
11:	10.1	↓																																	
12:	10.1	←																																	
13:	10.4	↑																																	
14:	9.8	↘																																	
15:	*10.8	↘																																	
16:	10.3	→																																	
17:	9.5	↗																																	
18:	10.1	↘																																	
19:	*10.9	→																																	
20:	10.4	↓																																	
Serie	98.0																																		
Total	195.0																																		

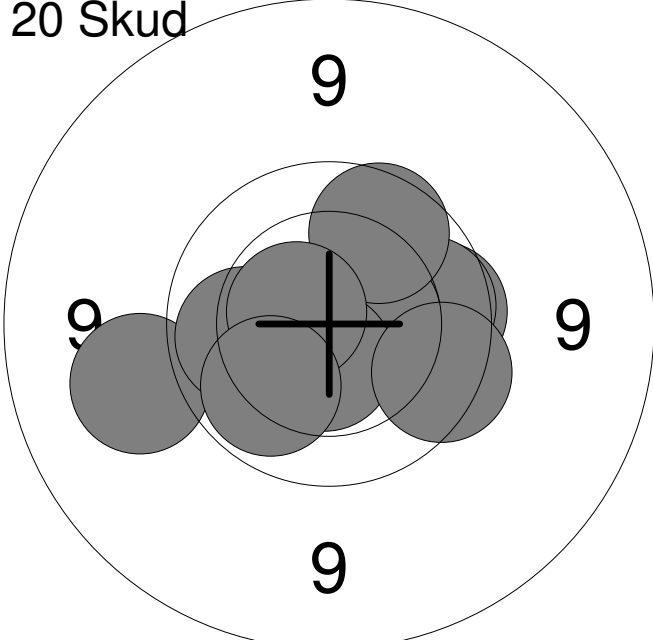
<p>Prøve</p>	<table style="width:100%; border-collapse: collapse;"> <tr><td style="text-align:right;">1:</td><td style="text-align:left;">9.4</td><td style="text-align:right;">↙</td></tr> <tr><td style="text-align:right;">2:</td><td style="text-align:left;">10.4</td><td style="text-align:right;">↙</td></tr> <tr><td style="text-align:right;">3:</td><td style="text-align:left;">*10.5</td><td style="text-align:right;">→</td></tr> <tr><td style="text-align:right;">4:</td><td style="text-align:left;">10.3</td><td style="text-align:right;">↘</td></tr> <tr><td style="text-align:right;">5:</td><td style="text-align:left;">*10.7</td><td style="text-align:right;">↗</td></tr> </table> <table border="1" style="width:100%; border-collapse: collapse; margin-top: 5px;"> <tr> <td style="width:80%;">Serie</td> <td style="text-align:right;">49.0</td> </tr> <tr> <td>Total</td> <td style="text-align:right;">0.0</td> </tr> </table>	1:	9.4	↙	2:	10.4	↙	3:	*10.5	→	4:	10.3	↘	5:	*10.7	↗	Serie	49.0	Total	0.0
1:	9.4	↙																		
2:	10.4	↙																		
3:	*10.5	→																		
4:	10.3	↘																		
5:	*10.7	↗																		
Serie	49.0																			
Total	0.0																			

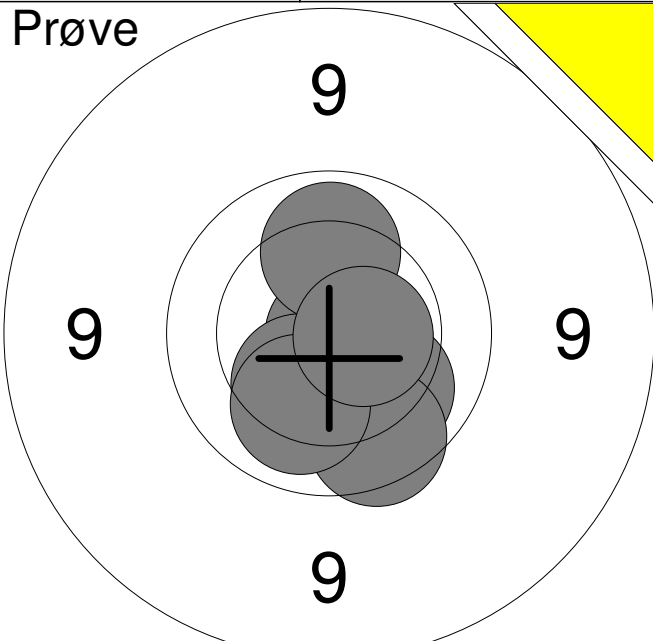
<p>20 Skud</p>	<table style="width:100%; border-collapse: collapse;"> <tr><td style="text-align:right;">1:</td><td style="text-align:left;">*10.6</td><td style="text-align:right;">↙</td></tr> <tr><td style="text-align:right;">2:</td><td style="text-align:left;">10.4</td><td style="text-align:right;">↙</td></tr> <tr><td style="text-align:right;">3:</td><td style="text-align:left;">*10.8</td><td style="text-align:right;">↗</td></tr> <tr><td style="text-align:right;">4:</td><td style="text-align:left;">9.9</td><td style="text-align:right;">↑</td></tr> <tr><td style="text-align:right;">5:</td><td style="text-align:left;">10.3</td><td style="text-align:right;">↙</td></tr> <tr><td style="text-align:right;">6:</td><td style="text-align:left;">10.5</td><td style="text-align:right;">↙</td></tr> <tr><td style="text-align:right;">7:</td><td style="text-align:left;">10.3</td><td style="text-align:right;">↙</td></tr> <tr><td style="text-align:right;">8:</td><td style="text-align:left;">*10.5</td><td style="text-align:right;">←</td></tr> <tr><td style="text-align:right;">9:</td><td style="text-align:left;">10.4</td><td style="text-align:right;">↙</td></tr> <tr><td style="text-align:right;">10:</td><td style="text-align:left;">10.2</td><td style="text-align:right;">↙</td></tr> </table> <table border="1" style="width:100%; border-collapse: collapse; margin-top: 5px;"> <tr> <td style="width:80%;">Serie</td> <td style="text-align:right;">99.0</td> </tr> <tr> <td>Total</td> <td style="text-align:right;">99.0</td> </tr> </table>	1:	*10.6	↙	2:	10.4	↙	3:	*10.8	↗	4:	9.9	↑	5:	10.3	↙	6:	10.5	↙	7:	10.3	↙	8:	*10.5	←	9:	10.4	↙	10:	10.2	↙	Serie	99.0	Total	99.0
1:	*10.6	↙																																	
2:	10.4	↙																																	
3:	*10.8	↗																																	
4:	9.9	↑																																	
5:	10.3	↙																																	
6:	10.5	↙																																	
7:	10.3	↙																																	
8:	*10.5	←																																	
9:	10.4	↙																																	
10:	10.2	↙																																	
Serie	99.0																																		
Total	99.0																																		

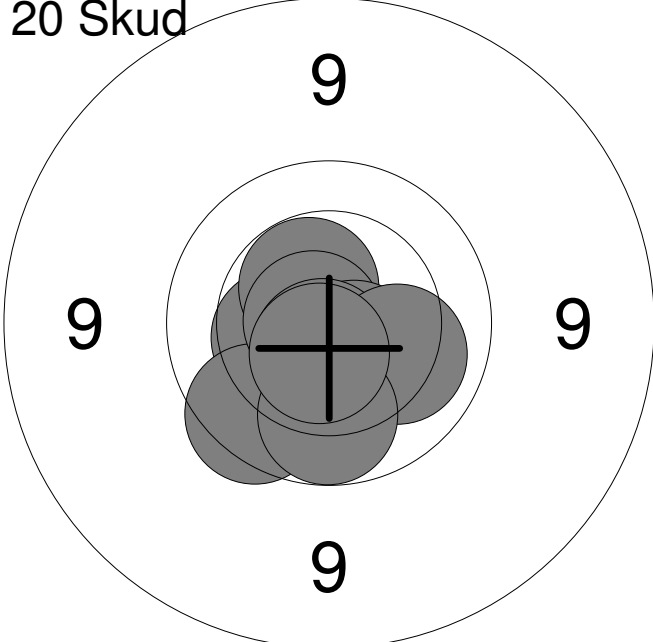
<p>20 Skud</p>	<table style="width:100%; border-collapse: collapse;"> <tr><td style="text-align:right;">11:</td><td style="text-align:left;">10.2</td><td style="text-align:right;">←</td></tr> <tr><td style="text-align:right;">12:</td><td style="text-align:left;">10.4</td><td style="text-align:right;">↗</td></tr> <tr><td style="text-align:right;">13:</td><td style="text-align:left;">*10.5</td><td style="text-align:right;">←</td></tr> <tr><td style="text-align:right;">14:</td><td style="text-align:left;">10.4</td><td style="text-align:right;">↙</td></tr> <tr><td style="text-align:right;">15:</td><td style="text-align:left;">10.4</td><td style="text-align:right;">↙</td></tr> <tr><td style="text-align:right;">16:</td><td style="text-align:left;">10.4</td><td style="text-align:right;">↗</td></tr> <tr><td style="text-align:right;">17:</td><td style="text-align:left;">9.7</td><td style="text-align:right;">↗</td></tr> <tr><td style="text-align:right;">18:</td><td style="text-align:left;">*10.6</td><td style="text-align:right;">↙</td></tr> <tr><td style="text-align:right;">19:</td><td style="text-align:left;">9.7</td><td style="text-align:right;">↗</td></tr> <tr><td style="text-align:right;">20:</td><td style="text-align:left;">10.2</td><td style="text-align:right;">↙</td></tr> </table> <table border="1" style="width:100%; border-collapse: collapse; margin-top: 5px;"> <tr> <td style="width:80%;">Serie</td> <td style="text-align:right;">98.0</td> </tr> <tr> <td>Total</td> <td style="text-align:right;">197.0</td> </tr> </table>	11:	10.2	←	12:	10.4	↗	13:	*10.5	←	14:	10.4	↙	15:	10.4	↙	16:	10.4	↗	17:	9.7	↗	18:	*10.6	↙	19:	9.7	↗	20:	10.2	↙	Serie	98.0	Total	197.0
11:	10.2	←																																	
12:	10.4	↗																																	
13:	*10.5	←																																	
14:	10.4	↙																																	
15:	10.4	↙																																	
16:	10.4	↗																																	
17:	9.7	↗																																	
18:	*10.6	↙																																	
19:	9.7	↗																																	
20:	10.2	↙																																	
Serie	98.0																																		
Total	197.0																																		

<p>Prøve</p> 	<table style="width:100%; border-collapse: collapse;"> <tr><td style="text-align: right;">1:</td><td style="text-align: right;">9.5</td><td style="text-align: right;">↗</td></tr> <tr><td style="text-align: right;">2:</td><td style="text-align: right;">9.9</td><td style="text-align: right;">↑</td></tr> <tr><td style="text-align: right;">3:</td><td style="text-align: right;">9.7</td><td style="text-align: right;">↘</td></tr> <tr><td style="text-align: right;">4:</td><td style="text-align: right;">9.4</td><td style="text-align: right;">↘</td></tr> <tr><td style="text-align: right;">5:</td><td style="text-align: right;">*10.8</td><td style="text-align: right;">↓</td></tr> <tr><td style="text-align: right;">6:</td><td style="text-align: right;">9.8</td><td style="text-align: right;">←</td></tr> </table> <hr/> <table style="width:100%; border-collapse: collapse;"> <tr> <td style="width:80%;">Serie</td> <td style="text-align: right;">55.0</td> </tr> <tr> <td>Total</td> <td style="text-align: right;">0.0</td> </tr> </table>	1:	9.5	↗	2:	9.9	↑	3:	9.7	↘	4:	9.4	↘	5:	*10.8	↓	6:	9.8	←	Serie	55.0	Total	0.0
1:	9.5	↗																					
2:	9.9	↑																					
3:	9.7	↘																					
4:	9.4	↘																					
5:	*10.8	↓																					
6:	9.8	←																					
Serie	55.0																						
Total	0.0																						

<p>20 Skud</p> 	<table style="width:100%; border-collapse: collapse;"> <tr><td style="text-align: right;">1:</td><td style="text-align: right;">9.3</td><td style="text-align: right;">→</td></tr> <tr><td style="text-align: right;">2:</td><td style="text-align: right;">10.0</td><td style="text-align: right;">↘</td></tr> <tr><td style="text-align: right;">3:</td><td style="text-align: right;">9.9</td><td style="text-align: right;">→</td></tr> <tr><td style="text-align: right;">4:</td><td style="text-align: right;">9.4</td><td style="text-align: right;">→</td></tr> <tr><td style="text-align: right;">5:</td><td style="text-align: right;">10.2</td><td style="text-align: right;">→</td></tr> <tr><td style="text-align: right;">6:</td><td style="text-align: right;">10.0</td><td style="text-align: right;">→</td></tr> <tr><td style="text-align: right;">7:</td><td style="text-align: right;">9.5</td><td style="text-align: right;">↘</td></tr> <tr><td style="text-align: right;">8:</td><td style="text-align: right;">*10.6</td><td style="text-align: right;">↘</td></tr> <tr><td style="text-align: right;">9:</td><td style="text-align: right;">9.9</td><td style="text-align: right;">↑</td></tr> <tr><td style="text-align: right;">10:</td><td style="text-align: right;">9.3</td><td style="text-align: right;">↘</td></tr> </table> <hr/> <table style="width:100%; border-collapse: collapse;"> <tr> <td style="width:80%;">Serie</td> <td style="text-align: right;">94.0</td> </tr> <tr> <td>Total</td> <td style="text-align: right;">94.0</td> </tr> </table>	1:	9.3	→	2:	10.0	↘	3:	9.9	→	4:	9.4	→	5:	10.2	→	6:	10.0	→	7:	9.5	↘	8:	*10.6	↘	9:	9.9	↑	10:	9.3	↘	Serie	94.0	Total	94.0
1:	9.3	→																																	
2:	10.0	↘																																	
3:	9.9	→																																	
4:	9.4	→																																	
5:	10.2	→																																	
6:	10.0	→																																	
7:	9.5	↘																																	
8:	*10.6	↘																																	
9:	9.9	↑																																	
10:	9.3	↘																																	
Serie	94.0																																		
Total	94.0																																		

<p>20 Skud</p> 	<table style="width:100%; border-collapse: collapse;"> <tr><td style="text-align: right;">11:</td><td style="text-align: right;">9.8</td><td style="text-align: right;">→</td></tr> <tr><td style="text-align: right;">12:</td><td style="text-align: right;">9.9</td><td style="text-align: right;">→</td></tr> <tr><td style="text-align: right;">13:</td><td style="text-align: right;">*10.5</td><td style="text-align: right;">→</td></tr> <tr><td style="text-align: right;">14:</td><td style="text-align: right;">9.3</td><td style="text-align: right;">←</td></tr> <tr><td style="text-align: right;">15:</td><td style="text-align: right;">10.0</td><td style="text-align: right;">←</td></tr> <tr><td style="text-align: right;">16:</td><td style="text-align: right;">9.9</td><td style="text-align: right;">↗</td></tr> <tr><td style="text-align: right;">17:</td><td style="text-align: right;">*10.5</td><td style="text-align: right;">↘</td></tr> <tr><td style="text-align: right;">18:</td><td style="text-align: right;">*10.6</td><td style="text-align: right;">↗</td></tr> <tr><td style="text-align: right;">19:</td><td style="text-align: right;">9.8</td><td style="text-align: right;">↘</td></tr> <tr><td style="text-align: right;">20:</td><td style="text-align: right;">10.0</td><td style="text-align: right;">↘</td></tr> </table> <hr/> <table style="width:100%; border-collapse: collapse;"> <tr> <td style="width:80%;">Serie</td> <td style="text-align: right;">95.0</td> </tr> <tr> <td>Total</td> <td style="text-align: right;">189.0</td> </tr> </table>	11:	9.8	→	12:	9.9	→	13:	*10.5	→	14:	9.3	←	15:	10.0	←	16:	9.9	↗	17:	*10.5	↘	18:	*10.6	↗	19:	9.8	↘	20:	10.0	↘	Serie	95.0	Total	189.0
11:	9.8	→																																	
12:	9.9	→																																	
13:	*10.5	→																																	
14:	9.3	←																																	
15:	10.0	←																																	
16:	9.9	↗																																	
17:	*10.5	↘																																	
18:	*10.6	↗																																	
19:	9.8	↘																																	
20:	10.0	↘																																	
Serie	95.0																																		
Total	189.0																																		

<p>Prøve</p> 	<table style="width:100%; border-collapse: collapse;"> <tr><td style="width:10%;">1:</td><td style="width:15%;">*10.9</td><td style="width:10%; text-align:right;">↘</td></tr> <tr><td>2:</td><td>10.3</td><td style="text-align:right;">↙</td></tr> <tr><td>3:</td><td>10.1</td><td style="text-align:right;">↘</td></tr> <tr><td>4:</td><td>10.1</td><td style="text-align:right;">↑</td></tr> <tr><td>5:</td><td>9.8</td><td style="text-align:right;">↘</td></tr> <tr><td>6:</td><td>10.1</td><td style="text-align:right;">↙</td></tr> <tr><td>7:</td><td>*10.6</td><td style="text-align:right;">→</td></tr> </table> <table border="1" style="width:100%; border-collapse: collapse; margin-top: 5px;"> <tr> <td style="width:80%;">Serie</td> <td style="text-align:right;">69.0</td> </tr> <tr> <td>Total</td> <td style="text-align:right;">0.0</td> </tr> </table>	1:	*10.9	↘	2:	10.3	↙	3:	10.1	↘	4:	10.1	↑	5:	9.8	↘	6:	10.1	↙	7:	*10.6	→	Serie	69.0	Total	0.0
1:	*10.9	↘																								
2:	10.3	↙																								
3:	10.1	↘																								
4:	10.1	↑																								
5:	9.8	↘																								
6:	10.1	↙																								
7:	*10.6	→																								
Serie	69.0																									
Total	0.0																									

<p>20 Skud</p> 	<table style="width:100%; border-collapse: collapse;"> <tr><td style="width:10%;">1:</td><td style="width:15%;">10.4</td><td style="width:10%; text-align:right;">←</td></tr> <tr><td>2:</td><td>*10.8</td><td style="text-align:right;">↙</td></tr> <tr><td>3:</td><td>9.8</td><td style="text-align:right;">↘</td></tr> <tr><td>4:</td><td>*10.5</td><td style="text-align:right;">↗</td></tr> <tr><td>5:</td><td>*10.8</td><td style="text-align:right;">←</td></tr> <tr><td>6:</td><td>*10.6</td><td style="text-align:right;">↘</td></tr> <tr><td>7:</td><td>*10.7</td><td style="text-align:right;">↙</td></tr> <tr><td>8:</td><td>10.1</td><td style="text-align:right;">↘</td></tr> <tr><td>9:</td><td>10.0</td><td style="text-align:right;">↓</td></tr> <tr><td>10:</td><td>*10.6</td><td style="text-align:right;">↙</td></tr> </table> <table border="1" style="width:100%; border-collapse: collapse; margin-top: 5px;"> <tr> <td style="width:80%;">Serie</td> <td style="text-align:right;">99.0</td> </tr> <tr> <td>Total</td> <td style="text-align:right;">99.0</td> </tr> </table>	1:	10.4	←	2:	*10.8	↙	3:	9.8	↘	4:	*10.5	↗	5:	*10.8	←	6:	*10.6	↘	7:	*10.7	↙	8:	10.1	↘	9:	10.0	↓	10:	*10.6	↙	Serie	99.0	Total	99.0
1:	10.4	←																																	
2:	*10.8	↙																																	
3:	9.8	↘																																	
4:	*10.5	↗																																	
5:	*10.8	←																																	
6:	*10.6	↘																																	
7:	*10.7	↙																																	
8:	10.1	↘																																	
9:	10.0	↓																																	
10:	*10.6	↙																																	
Serie	99.0																																		
Total	99.0																																		

<p>20 Skud</p> 	<table style="width:100%; border-collapse: collapse;"> <tr><td style="width:10%;">11:</td><td style="width:15%;">10.3</td><td style="width:10%; text-align:right;">←</td></tr> <tr><td>12:</td><td>10.1</td><td style="text-align:right;">↙</td></tr> <tr><td>13:</td><td>*10.6</td><td style="text-align:right;">↘</td></tr> <tr><td>14:</td><td>10.2</td><td style="text-align:right;">↘</td></tr> <tr><td>15:</td><td>*10.9</td><td style="text-align:right;">↗</td></tr> <tr><td>16:</td><td>*10.7</td><td style="text-align:right;">↗</td></tr> <tr><td>17:</td><td>*10.6</td><td style="text-align:right;">↘</td></tr> <tr><td>18:</td><td>10.2</td><td style="text-align:right;">↙</td></tr> <tr><td>19:</td><td>10.1</td><td style="text-align:right;">↘</td></tr> <tr><td>20:</td><td>10.3</td><td style="text-align:right;">→</td></tr> </table> <table border="1" style="width:100%; border-collapse: collapse; margin-top: 5px;"> <tr> <td style="width:80%;">Serie</td> <td style="text-align:right;">100.0</td> </tr> <tr> <td>Total</td> <td style="text-align:right;">199.0</td> </tr> </table>	11:	10.3	←	12:	10.1	↙	13:	*10.6	↘	14:	10.2	↘	15:	*10.9	↗	16:	*10.7	↗	17:	*10.6	↘	18:	10.2	↙	19:	10.1	↘	20:	10.3	→	Serie	100.0	Total	199.0
11:	10.3	←																																	
12:	10.1	↙																																	
13:	*10.6	↘																																	
14:	10.2	↘																																	
15:	*10.9	↗																																	
16:	*10.7	↗																																	
17:	*10.6	↘																																	
18:	10.2	↙																																	
19:	10.1	↘																																	
20:	10.3	→																																	
Serie	100.0																																		
Total	199.0																																		

Hold
7

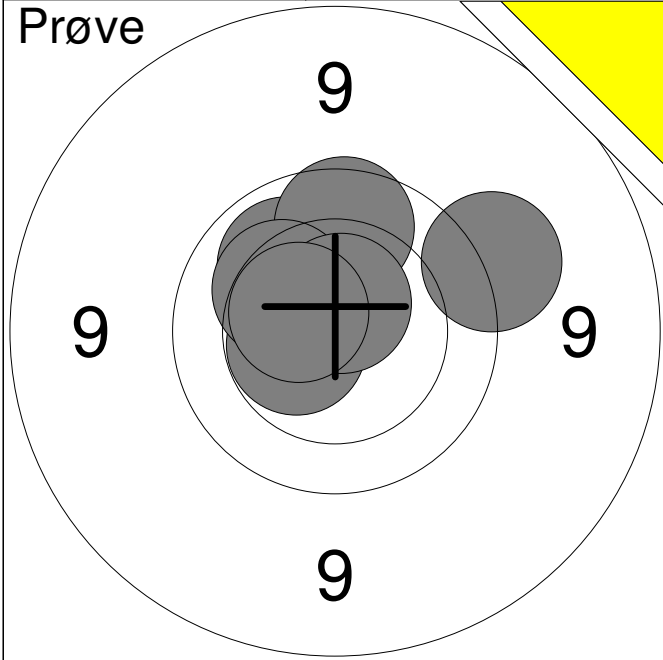
Skive
8

Sara Bloch

Sjørring Skytteforening

J1

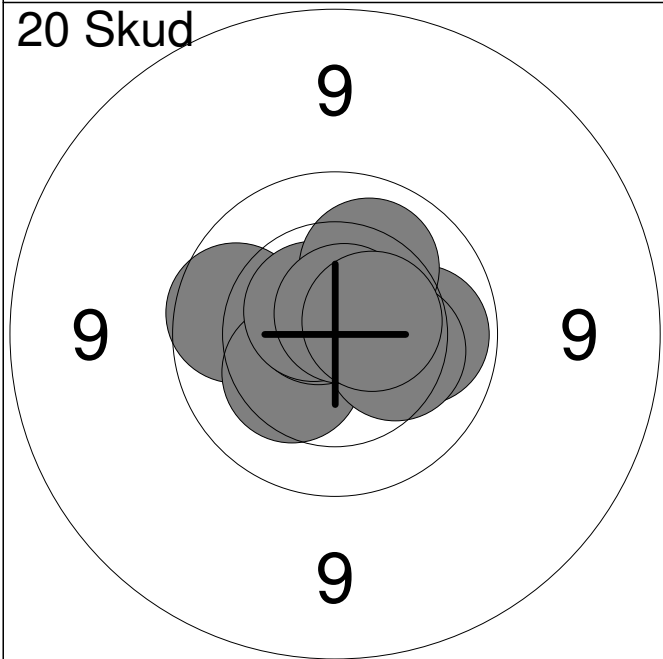
Prøve



1:	9.5	↗
2:	10.1	↖
3:	9.9	↑
4:	*10.5	↙
5:	10.2	↗
6:	*10.6	↑
7:	*10.5	↘

Serie	68.0
Total	0.0

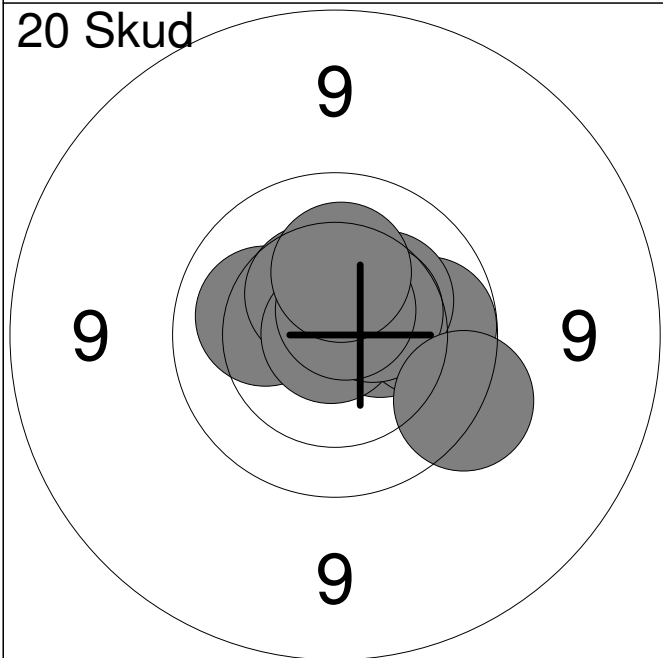
20 Skud



1:	*10.5	↙
2:	9.9	↙
3:	10.3	↙
4:	*10.7	↗
5:	10.0	→
6:	*10.6	↗
7:	10.3	→
8:	10.2	↗
9:	*10.7	↗
10:	*10.5	→

Serie	99.0
Total	99.0

20 Skud



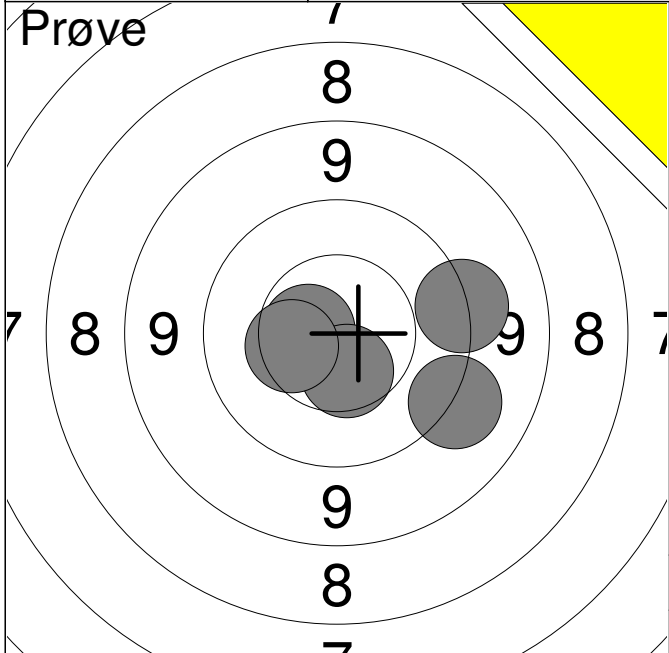
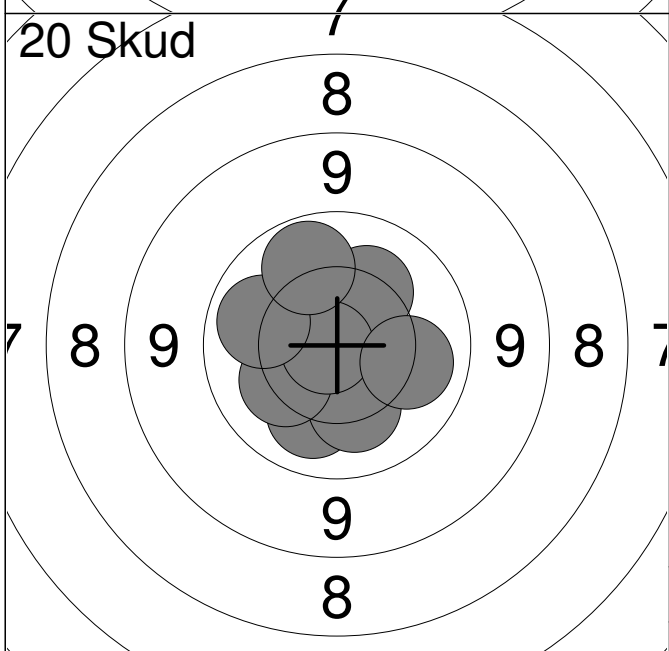
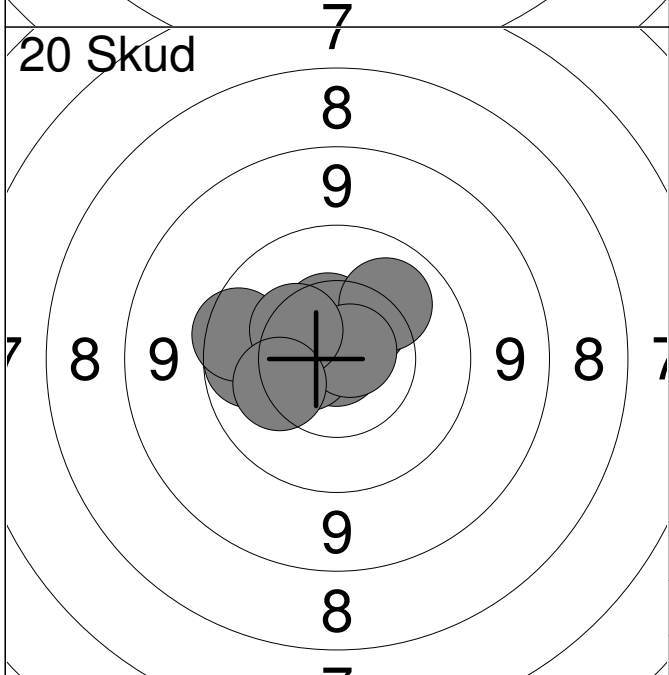
11:	10.5	→
12:	10.2	↙
13:	10.0	→
14:	10.3	↗
15:	10.5	↗
16:	*10.9	↙
17:	10.5	↗
18:	9.6	↘
19:	*10.7	↗
20:	10.3	↑

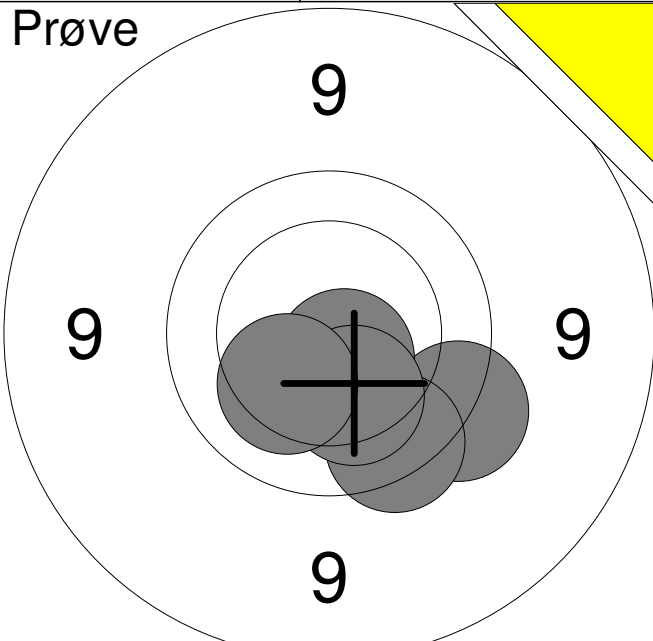
Serie	99.0
Total	198.0

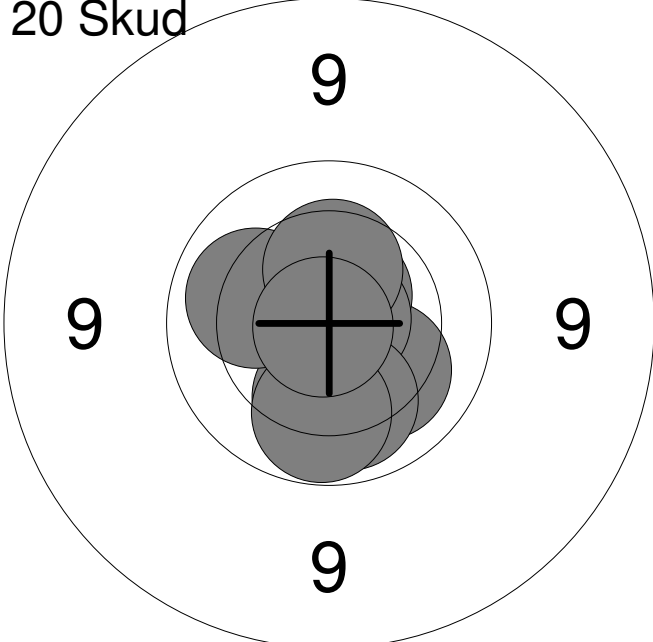
<p>Prøve</p>	<table style="width:100%; border-collapse: collapse;"> <tr><td style="text-align:right;">1:</td><td style="text-align:left;">10.3</td><td style="text-align:right;">←</td></tr> <tr><td style="text-align:right;">2:</td><td style="text-align:left;">10.4</td><td style="text-align:right;">↙</td></tr> <tr><td style="text-align:right;">3:</td><td style="text-align:left;">10.1</td><td style="text-align:right;">→</td></tr> <tr><td style="text-align:right;">4:</td><td style="text-align:left;">10.4</td><td style="text-align:right;">↑</td></tr> <tr><td style="text-align:right;">5:</td><td style="text-align:left;">*10.7</td><td style="text-align:right;">↘</td></tr> </table> <table border="1" style="width:100%; border-collapse: collapse; margin-top: 5px;"> <tr> <td style="width:80%;">Serie</td> <td style="text-align:right;">50.0</td> </tr> <tr> <td>Total</td> <td style="text-align:right;">0.0</td> </tr> </table>	1:	10.3	←	2:	10.4	↙	3:	10.1	→	4:	10.4	↑	5:	*10.7	↘	Serie	50.0	Total	0.0
1:	10.3	←																		
2:	10.4	↙																		
3:	10.1	→																		
4:	10.4	↑																		
5:	*10.7	↘																		
Serie	50.0																			
Total	0.0																			

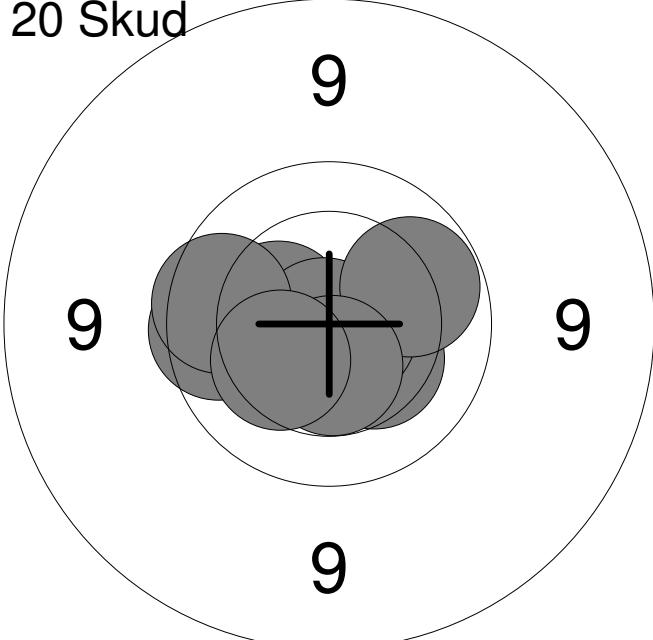
<p>20 Skud</p>	<table style="width:100%; border-collapse: collapse;"> <tr><td style="text-align:right;">1:</td><td style="text-align:left;">*10.6</td><td style="text-align:right;">↖</td></tr> <tr><td style="text-align:right;">2:</td><td style="text-align:left;">10.3</td><td style="text-align:right;">↙</td></tr> <tr><td style="text-align:right;">3:</td><td style="text-align:left;">10.2</td><td style="text-align:right;">↗</td></tr> <tr><td style="text-align:right;">4:</td><td style="text-align:left;">*10.8</td><td style="text-align:right;">↑</td></tr> <tr><td style="text-align:right;">5:</td><td style="text-align:left;">10.4</td><td style="text-align:right;">↙</td></tr> <tr><td style="text-align:right;">6:</td><td style="text-align:left;">10.2</td><td style="text-align:right;">↓</td></tr> <tr><td style="text-align:right;">7:</td><td style="text-align:left;">10.0</td><td style="text-align:right;">↙</td></tr> <tr><td style="text-align:right;">8:</td><td style="text-align:left;">*10.8</td><td style="text-align:right;">↑</td></tr> <tr><td style="text-align:right;">9:</td><td style="text-align:left;">10.5</td><td style="text-align:right;">←</td></tr> <tr><td style="text-align:right;">10:</td><td style="text-align:left;">*10.6</td><td style="text-align:right;">↗</td></tr> </table> <table border="1" style="width:100%; border-collapse: collapse; margin-top: 5px;"> <tr> <td style="width:80%;">Serie</td> <td style="text-align:right;">100.0</td> </tr> <tr> <td>Total</td> <td style="text-align:right;">100.0</td> </tr> </table>	1:	*10.6	↖	2:	10.3	↙	3:	10.2	↗	4:	*10.8	↑	5:	10.4	↙	6:	10.2	↓	7:	10.0	↙	8:	*10.8	↑	9:	10.5	←	10:	*10.6	↗	Serie	100.0	Total	100.0
1:	*10.6	↖																																	
2:	10.3	↙																																	
3:	10.2	↗																																	
4:	*10.8	↑																																	
5:	10.4	↙																																	
6:	10.2	↓																																	
7:	10.0	↙																																	
8:	*10.8	↑																																	
9:	10.5	←																																	
10:	*10.6	↗																																	
Serie	100.0																																		
Total	100.0																																		

<p>20 Skud</p>	<table style="width:100%; border-collapse: collapse;"> <tr><td style="text-align:right;">11:</td><td style="text-align:left;">9.9</td><td style="text-align:right;">↘</td></tr> <tr><td style="text-align:right;">12:</td><td style="text-align:left;">*10.5</td><td style="text-align:right;">↘</td></tr> <tr><td style="text-align:right;">13:</td><td style="text-align:left;">*10.8</td><td style="text-align:right;">↘</td></tr> <tr><td style="text-align:right;">14:</td><td style="text-align:left;">*10.7</td><td style="text-align:right;">↙</td></tr> <tr><td style="text-align:right;">15:</td><td style="text-align:left;">*10.6</td><td style="text-align:right;">←</td></tr> <tr><td style="text-align:right;">16:</td><td style="text-align:left;">*10.7</td><td style="text-align:right;">↙</td></tr> <tr><td style="text-align:right;">17:</td><td style="text-align:left;">10.2</td><td style="text-align:right;">↙</td></tr> <tr><td style="text-align:right;">18:</td><td style="text-align:left;">*10.8</td><td style="text-align:right;">↗</td></tr> <tr><td style="text-align:right;">19:</td><td style="text-align:left;">*10.7</td><td style="text-align:right;">←</td></tr> <tr><td style="text-align:right;">20:</td><td style="text-align:left;">10.3</td><td style="text-align:right;">↘</td></tr> </table> <table border="1" style="width:100%; border-collapse: collapse; margin-top: 5px;"> <tr> <td style="width:80%;">Serie</td> <td style="text-align:right;">99.0</td> </tr> <tr> <td>Total</td> <td style="text-align:right;">199.0</td> </tr> </table>	11:	9.9	↘	12:	*10.5	↘	13:	*10.8	↘	14:	*10.7	↙	15:	*10.6	←	16:	*10.7	↙	17:	10.2	↙	18:	*10.8	↗	19:	*10.7	←	20:	10.3	↘	Serie	99.0	Total	199.0
11:	9.9	↘																																	
12:	*10.5	↘																																	
13:	*10.8	↘																																	
14:	*10.7	↙																																	
15:	*10.6	←																																	
16:	*10.7	↙																																	
17:	10.2	↙																																	
18:	*10.8	↗																																	
19:	*10.7	←																																	
20:	10.3	↘																																	
Serie	99.0																																		
Total	199.0																																		

<p>Prøve</p> 	<table style="width:100%; border-collapse: collapse;"> <tr><td style="width:10%;">1:</td><td style="width:15%;">9.4</td><td style="width:10%; text-align: right;">→</td></tr> <tr><td>2:</td><td>9.3</td><td style="text-align: right;">↘</td></tr> <tr><td>3:</td><td>*10.6</td><td style="text-align: right;">←</td></tr> <tr><td>4:</td><td>10.5</td><td style="text-align: right;">↘</td></tr> <tr><td>5:</td><td>10.4</td><td style="text-align: right;">←</td></tr> <tr><td colspan="3"><hr/></td></tr> <tr><td>Serie</td><td></td><td style="text-align: right;">48.0</td></tr> <tr><td>Total</td><td></td><td style="text-align: right;">0.0</td></tr> </table>	1:	9.4	→	2:	9.3	↘	3:	*10.6	←	4:	10.5	↘	5:	10.4	←	<hr/>			Serie		48.0	Total		0.0															
1:	9.4	→																																						
2:	9.3	↘																																						
3:	*10.6	←																																						
4:	10.5	↘																																						
5:	10.4	←																																						
<hr/>																																								
Serie		48.0																																						
Total		0.0																																						
<p>20 Skud</p> 	<table style="width:100%; border-collapse: collapse;"> <tr><td style="width:10%;">1:</td><td style="width:15%;">10.1</td><td style="width:10%; text-align: right;">↘</td></tr> <tr><td>2:</td><td>10.5</td><td style="text-align: right;">↘</td></tr> <tr><td>3:</td><td>*10.6</td><td style="text-align: right;">←</td></tr> <tr><td>4:</td><td>10.2</td><td style="text-align: right;">↘</td></tr> <tr><td>5:</td><td>10.2</td><td style="text-align: right;">↙</td></tr> <tr><td>6:</td><td>10.3</td><td style="text-align: right;">↗</td></tr> <tr><td>7:</td><td>*10.8</td><td style="text-align: right;">←</td></tr> <tr><td>8:</td><td>10.1</td><td style="text-align: right;">→</td></tr> <tr><td>9:</td><td>10.1</td><td style="text-align: right;">←</td></tr> <tr><td>10:</td><td>10.0</td><td style="text-align: right;">↗</td></tr> <tr><td colspan="3"><hr/></td></tr> <tr><td>Serie</td><td></td><td style="text-align: right;">100.0</td></tr> <tr><td>Total</td><td></td><td style="text-align: right;">100.0</td></tr> </table>	1:	10.1	↘	2:	10.5	↘	3:	*10.6	←	4:	10.2	↘	5:	10.2	↙	6:	10.3	↗	7:	*10.8	←	8:	10.1	→	9:	10.1	←	10:	10.0	↗	<hr/>			Serie		100.0	Total		100.0
1:	10.1	↘																																						
2:	10.5	↘																																						
3:	*10.6	←																																						
4:	10.2	↘																																						
5:	10.2	↙																																						
6:	10.3	↗																																						
7:	*10.8	←																																						
8:	10.1	→																																						
9:	10.1	←																																						
10:	10.0	↗																																						
<hr/>																																								
Serie		100.0																																						
Total		100.0																																						
<p>20 Skud</p> 	<table style="width:100%; border-collapse: collapse;"> <tr><td style="width:10%;">11:</td><td style="width:15%;">10.4</td><td style="width:10%; text-align: right;">↗</td></tr> <tr><td>12:</td><td>10.5</td><td style="text-align: right;">↑</td></tr> <tr><td>13:</td><td>10.0</td><td style="text-align: right;">←</td></tr> <tr><td>14:</td><td>10.1</td><td style="text-align: right;">↗</td></tr> <tr><td>15:</td><td>*10.9</td><td style="text-align: right;">↘</td></tr> <tr><td>16:</td><td>*10.6</td><td style="text-align: right;">←</td></tr> <tr><td>17:</td><td>*10.8</td><td style="text-align: right;">↗</td></tr> <tr><td>18:</td><td>9.8</td><td style="text-align: right;">←</td></tr> <tr><td>19:</td><td>10.4</td><td style="text-align: right;">↗</td></tr> <tr><td>20:</td><td>10.2</td><td style="text-align: right;">←</td></tr> <tr><td colspan="3"><hr/></td></tr> <tr><td>Serie</td><td></td><td style="text-align: right;">99.0</td></tr> <tr><td>Total</td><td></td><td style="text-align: right;">199.0</td></tr> </table>	11:	10.4	↗	12:	10.5	↑	13:	10.0	←	14:	10.1	↗	15:	*10.9	↘	16:	*10.6	←	17:	*10.8	↗	18:	9.8	←	19:	10.4	↗	20:	10.2	←	<hr/>			Serie		99.0	Total		199.0
11:	10.4	↗																																						
12:	10.5	↑																																						
13:	10.0	←																																						
14:	10.1	↗																																						
15:	*10.9	↘																																						
16:	*10.6	←																																						
17:	*10.8	↗																																						
18:	9.8	←																																						
19:	10.4	↗																																						
20:	10.2	←																																						
<hr/>																																								
Serie		99.0																																						
Total		199.0																																						

<p>Prøve</p> 	<table style="width:100%; border-collapse: collapse;"> <tr><td style="width:10%;">1:</td><td style="width:15%;">9.6</td><td style="width:10%; text-align: right;">↘</td></tr> <tr><td>2:</td><td>9.7</td><td style="text-align: right;">↘</td></tr> <tr><td>3:</td><td>*10.6</td><td style="text-align: right;">↘</td></tr> <tr><td>4:</td><td>10.2</td><td style="text-align: right;">↘</td></tr> <tr><td>5:</td><td>10.2</td><td style="text-align: right;">↘</td></tr> <tr><td colspan="3"><hr/></td></tr> <tr><td>Serie</td><td></td><td style="text-align: right;">48.0</td></tr> <tr><td>Total</td><td></td><td style="text-align: right;">0.0</td></tr> </table>	1:	9.6	↘	2:	9.7	↘	3:	*10.6	↘	4:	10.2	↘	5:	10.2	↘	<hr/>			Serie		48.0	Total		0.0
1:	9.6	↘																							
2:	9.7	↘																							
3:	*10.6	↘																							
4:	10.2	↘																							
5:	10.2	↘																							
<hr/>																									
Serie		48.0																							
Total		0.0																							

<p>20 Skud</p> 	<table style="width:100%; border-collapse: collapse;"> <tr><td style="width:10%;">1:</td><td style="width:15%;">10.2</td><td style="width:10%; text-align: right;">↘</td></tr> <tr><td>2:</td><td>*10.6</td><td style="text-align: right;">↗</td></tr> <tr><td>3:</td><td>10.1</td><td style="text-align: right;">↘</td></tr> <tr><td>4:</td><td>*10.6</td><td style="text-align: right;">↗</td></tr> <tr><td>5:</td><td>*10.8</td><td style="text-align: right;">→</td></tr> <tr><td>6:</td><td>10.1</td><td style="text-align: right;">↖</td></tr> <tr><td>7:</td><td>10.4</td><td style="text-align: right;">↑</td></tr> <tr><td>8:</td><td>10.1</td><td style="text-align: right;">↘</td></tr> <tr><td>9:</td><td>10.0</td><td style="text-align: right;">↘</td></tr> <tr><td>10:</td><td>*10.9</td><td style="text-align: right;">↙</td></tr> <tr><td colspan="3"><hr/></td></tr> <tr><td>Serie</td><td></td><td style="text-align: right;">100.0</td></tr> <tr><td>Total</td><td></td><td style="text-align: right;">100.0</td></tr> </table>	1:	10.2	↘	2:	*10.6	↗	3:	10.1	↘	4:	*10.6	↗	5:	*10.8	→	6:	10.1	↖	7:	10.4	↑	8:	10.1	↘	9:	10.0	↘	10:	*10.9	↙	<hr/>			Serie		100.0	Total		100.0
1:	10.2	↘																																						
2:	*10.6	↗																																						
3:	10.1	↘																																						
4:	*10.6	↗																																						
5:	*10.8	→																																						
6:	10.1	↖																																						
7:	10.4	↑																																						
8:	10.1	↘																																						
9:	10.0	↘																																						
10:	*10.9	↙																																						
<hr/>																																								
Serie		100.0																																						
Total		100.0																																						

<p>20 Skud</p> 	<table style="width:100%; border-collapse: collapse;"> <tr><td style="width:10%;">11:</td><td style="width:15%;">10.3</td><td style="width:10%; text-align: right;">↘</td></tr> <tr><td>12:</td><td>*10.7</td><td style="text-align: right;">→</td></tr> <tr><td>13:</td><td>10.3</td><td style="text-align: right;">↙</td></tr> <tr><td>14:</td><td>10.4</td><td style="text-align: right;">↖</td></tr> <tr><td>15:</td><td>*10.9</td><td style="text-align: right;">↙</td></tr> <tr><td>16:</td><td>9.8</td><td style="text-align: right;">↖</td></tr> <tr><td>17:</td><td>9.8</td><td style="text-align: right;">↖</td></tr> <tr><td>18:</td><td>10.0</td><td style="text-align: right;">→</td></tr> <tr><td>19:</td><td>*10.5</td><td style="text-align: right;">↘</td></tr> <tr><td>20:</td><td>10.3</td><td style="text-align: right;">↙</td></tr> <tr><td colspan="3"><hr/></td></tr> <tr><td>Serie</td><td></td><td style="text-align: right;">98.0</td></tr> <tr><td>Total</td><td></td><td style="text-align: right;">198.0</td></tr> </table>	11:	10.3	↘	12:	*10.7	→	13:	10.3	↙	14:	10.4	↖	15:	*10.9	↙	16:	9.8	↖	17:	9.8	↖	18:	10.0	→	19:	*10.5	↘	20:	10.3	↙	<hr/>			Serie		98.0	Total		198.0
11:	10.3	↘																																						
12:	*10.7	→																																						
13:	10.3	↙																																						
14:	10.4	↖																																						
15:	*10.9	↙																																						
16:	9.8	↖																																						
17:	9.8	↖																																						
18:	10.0	→																																						
19:	*10.5	↘																																						
20:	10.3	↙																																						
<hr/>																																								
Serie		98.0																																						
Total		198.0																																						

<p>Prøve</p>	<table style="width:100%; border-collapse: collapse;"> <tr><td style="text-align: right;">1:</td><td style="text-align: right;">10.0</td><td style="text-align: right;">↗</td></tr> <tr><td style="text-align: right;">2:</td><td style="text-align: right;">*10.7</td><td style="text-align: right;">↗</td></tr> <tr><td style="text-align: right;">3:</td><td style="text-align: right;">9.8</td><td style="text-align: right;">↓</td></tr> <tr><td style="text-align: right;">4:</td><td style="text-align: right;">*10.5</td><td style="text-align: right;">↗</td></tr> <tr><td style="text-align: right;">5:</td><td style="text-align: right;">10.4</td><td style="text-align: right;">↑</td></tr> </table> <table border="1" style="width:100%; border-collapse: collapse; margin-top: 5px;"> <tr> <td style="width:80%;">Serie</td> <td style="text-align: right;">49.0</td> </tr> <tr> <td>Total</td> <td style="text-align: right;">0.0</td> </tr> </table>	1:	10.0	↗	2:	*10.7	↗	3:	9.8	↓	4:	*10.5	↗	5:	10.4	↑	Serie	49.0	Total	0.0
1:	10.0	↗																		
2:	*10.7	↗																		
3:	9.8	↓																		
4:	*10.5	↗																		
5:	10.4	↑																		
Serie	49.0																			
Total	0.0																			

<p>20 Skud</p>	<table style="width:100%; border-collapse: collapse;"> <tr><td style="text-align: right;">1:</td><td style="text-align: right;">9.6</td><td style="text-align: right;">↘</td></tr> <tr><td style="text-align: right;">2:</td><td style="text-align: right;">10.3</td><td style="text-align: right;">↗</td></tr> <tr><td style="text-align: right;">3:</td><td style="text-align: right;">9.4</td><td style="text-align: right;">↓</td></tr> <tr><td style="text-align: right;">4:</td><td style="text-align: right;">10.3</td><td style="text-align: right;">↘</td></tr> <tr><td style="text-align: right;">5:</td><td style="text-align: right;">9.9</td><td style="text-align: right;">↑</td></tr> <tr><td style="text-align: right;">6:</td><td style="text-align: right;">10.2</td><td style="text-align: right;">↗</td></tr> <tr><td style="text-align: right;">7:</td><td style="text-align: right;">10.2</td><td style="text-align: right;">↑</td></tr> <tr><td style="text-align: right;">8:</td><td style="text-align: right;">*10.6</td><td style="text-align: right;">↑</td></tr> <tr><td style="text-align: right;">9:</td><td style="text-align: right;">*10.6</td><td style="text-align: right;">↗</td></tr> <tr><td style="text-align: right;">10:</td><td style="text-align: right;">*10.8</td><td style="text-align: right;">↑</td></tr> </table> <table border="1" style="width:100%; border-collapse: collapse; margin-top: 5px;"> <tr> <td style="width:80%;">Serie</td> <td style="text-align: right;">97.0</td> </tr> <tr> <td>Total</td> <td style="text-align: right;">97.0</td> </tr> </table>	1:	9.6	↘	2:	10.3	↗	3:	9.4	↓	4:	10.3	↘	5:	9.9	↑	6:	10.2	↗	7:	10.2	↑	8:	*10.6	↑	9:	*10.6	↗	10:	*10.8	↑	Serie	97.0	Total	97.0
1:	9.6	↘																																	
2:	10.3	↗																																	
3:	9.4	↓																																	
4:	10.3	↘																																	
5:	9.9	↑																																	
6:	10.2	↗																																	
7:	10.2	↑																																	
8:	*10.6	↑																																	
9:	*10.6	↗																																	
10:	*10.8	↑																																	
Serie	97.0																																		
Total	97.0																																		

<p>20 Skud</p>	<table style="width:100%; border-collapse: collapse;"> <tr><td style="text-align: right;">11:</td><td style="text-align: right;">9.9</td><td style="text-align: right;">↘</td></tr> <tr><td style="text-align: right;">12:</td><td style="text-align: right;">9.9</td><td style="text-align: right;">↗</td></tr> <tr><td style="text-align: right;">13:</td><td style="text-align: right;">9.7</td><td style="text-align: right;">↗</td></tr> <tr><td style="text-align: right;">14:</td><td style="text-align: right;">9.9</td><td style="text-align: right;">↗</td></tr> <tr><td style="text-align: right;">15:</td><td style="text-align: right;">9.8</td><td style="text-align: right;">→</td></tr> <tr><td style="text-align: right;">16:</td><td style="text-align: right;">*10.7</td><td style="text-align: right;">↑</td></tr> <tr><td style="text-align: right;">17:</td><td style="text-align: right;">9.9</td><td style="text-align: right;">↑</td></tr> <tr><td style="text-align: right;">18:</td><td style="text-align: right;">*10.7</td><td style="text-align: right;">←</td></tr> <tr><td style="text-align: right;">19:</td><td style="text-align: right;">*10.6</td><td style="text-align: right;">↗</td></tr> <tr><td style="text-align: right;">20:</td><td style="text-align: right;">*10.5</td><td style="text-align: right;">→</td></tr> </table> <table border="1" style="width:100%; border-collapse: collapse; margin-top: 5px;"> <tr> <td style="width:80%;">Serie</td> <td style="text-align: right;">94.0</td> </tr> <tr> <td>Total</td> <td style="text-align: right;">191.0</td> </tr> </table>	11:	9.9	↘	12:	9.9	↗	13:	9.7	↗	14:	9.9	↗	15:	9.8	→	16:	*10.7	↑	17:	9.9	↑	18:	*10.7	←	19:	*10.6	↗	20:	*10.5	→	Serie	94.0	Total	191.0
11:	9.9	↘																																	
12:	9.9	↗																																	
13:	9.7	↗																																	
14:	9.9	↗																																	
15:	9.8	→																																	
16:	*10.7	↑																																	
17:	9.9	↑																																	
18:	*10.7	←																																	
19:	*10.6	↗																																	
20:	*10.5	→																																	
Serie	94.0																																		
Total	191.0																																		

<p>Prøve</p>	<table style="width:100%; border-collapse: collapse;"> <tr><td style="width:10%;">1:</td><td style="width:15%;">10.5</td><td style="width:10%; text-align: center;">↗</td></tr> <tr><td>2:</td><td>*10.9</td><td style="text-align: center;">↙</td></tr> <tr><td>3:</td><td>10.3</td><td style="text-align: center;">↗</td></tr> </table>	1:	10.5	↗	2:	*10.9	↙	3:	10.3	↗
1:	10.5	↗								
2:	*10.9	↙								
3:	10.3	↗								

Serie	30.0
Total	0.0

<p>20 Skud</p>	<table style="width:100%; border-collapse: collapse;"> <tr><td style="width:10%;">1:</td><td style="width:15%;">10.5</td><td style="width:10%; text-align: center;">↗</td></tr> <tr><td>2:</td><td>10.4</td><td style="text-align: center;">↗</td></tr> <tr><td>3:</td><td>10.5</td><td style="text-align: center;">↙</td></tr> <tr><td>4:</td><td>10.5</td><td style="text-align: center;">↗</td></tr> <tr><td>5:</td><td>10.4</td><td style="text-align: center;">↗</td></tr> <tr><td>6:</td><td>10.1</td><td style="text-align: center;">↗</td></tr> <tr><td>7:</td><td>*10.8</td><td style="text-align: center;">→</td></tr> <tr><td>8:</td><td>10.5</td><td style="text-align: center;">↘</td></tr> <tr><td>9:</td><td>10.1</td><td style="text-align: center;">↑</td></tr> <tr><td>10:</td><td>10.2</td><td style="text-align: center;">↗</td></tr> </table>	1:	10.5	↗	2:	10.4	↗	3:	10.5	↙	4:	10.5	↗	5:	10.4	↗	6:	10.1	↗	7:	*10.8	→	8:	10.5	↘	9:	10.1	↑	10:	10.2	↗
1:	10.5	↗																													
2:	10.4	↗																													
3:	10.5	↙																													
4:	10.5	↗																													
5:	10.4	↗																													
6:	10.1	↗																													
7:	*10.8	→																													
8:	10.5	↘																													
9:	10.1	↑																													
10:	10.2	↗																													

Serie	100.0
Total	100.0

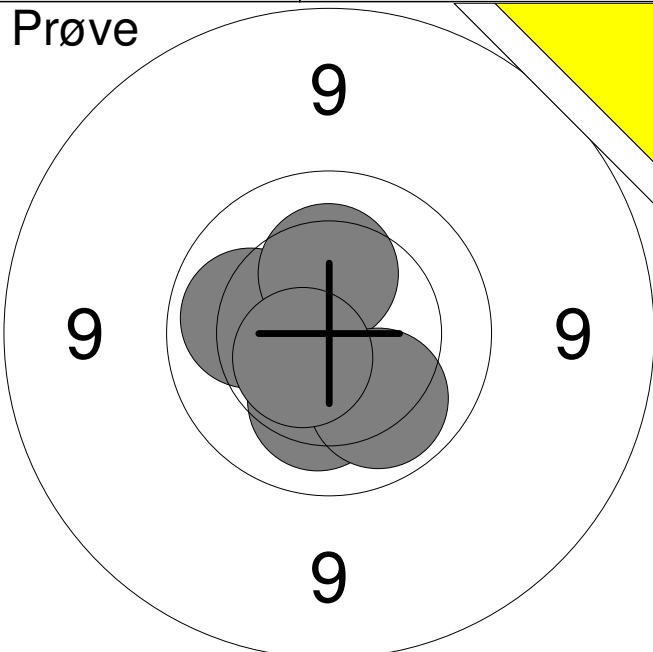
<p>20 Skud</p>	<table style="width:100%; border-collapse: collapse;"> <tr><td style="width:10%;">11:</td><td style="width:15%;">10.4</td><td style="width:10%; text-align: center;">↑</td></tr> <tr><td>12:</td><td>10.6</td><td style="text-align: center;">↗</td></tr> <tr><td>13:</td><td>10.1</td><td style="text-align: center;">↙</td></tr> <tr><td>14:</td><td>*10.9</td><td style="text-align: center;">←</td></tr> <tr><td>15:</td><td>*10.7</td><td style="text-align: center;">↘</td></tr> <tr><td>16:</td><td>10.4</td><td style="text-align: center;">↘</td></tr> <tr><td>17:</td><td>10.4</td><td style="text-align: center;">←</td></tr> <tr><td>18:</td><td>10.5</td><td style="text-align: center;">↙</td></tr> <tr><td>19:</td><td>10.6</td><td style="text-align: center;">→</td></tr> <tr><td>20:</td><td>9.7</td><td style="text-align: center;">↗</td></tr> </table>	11:	10.4	↑	12:	10.6	↗	13:	10.1	↙	14:	*10.9	←	15:	*10.7	↘	16:	10.4	↘	17:	10.4	←	18:	10.5	↙	19:	10.6	→	20:	9.7	↗
11:	10.4	↑																													
12:	10.6	↗																													
13:	10.1	↙																													
14:	*10.9	←																													
15:	*10.7	↘																													
16:	10.4	↘																													
17:	10.4	←																													
18:	10.5	↙																													
19:	10.6	→																													
20:	9.7	↗																													

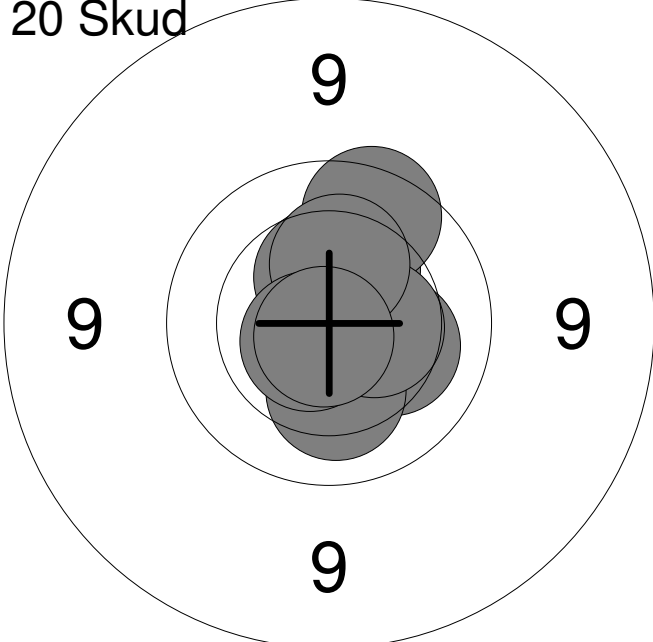
Serie	99.0
Total	199.0

<p>Prøve</p>	<table style="width:100%; border-collapse: collapse;"> <tr><td style="width:10%;">1:</td><td style="width:10%;">9.8</td><td style="width:10%; text-align: right;">↖</td></tr> <tr><td>2:</td><td>9.4</td><td style="text-align: right;">↖</td></tr> <tr><td>3:</td><td>9.9</td><td style="text-align: right;">↘</td></tr> <tr><td>4:</td><td>8.3</td><td style="text-align: right;">↙</td></tr> <tr><td>5:</td><td>9.5</td><td style="text-align: right;">↗</td></tr> <tr><td>6:</td><td>10.2</td><td style="text-align: right;">→</td></tr> <tr><td>7:</td><td>*10.9</td><td style="text-align: right;">↖</td></tr> </table> <table border="1" style="width:100%; border-collapse: collapse; margin-top: 5px;"> <tr> <td style="width:80%;">Serie</td> <td style="width:20%; text-align: right;">64.0</td> </tr> <tr> <td>Total</td> <td style="text-align: right;">0.0</td> </tr> </table>	1:	9.8	↖	2:	9.4	↖	3:	9.9	↘	4:	8.3	↙	5:	9.5	↗	6:	10.2	→	7:	*10.9	↖	Serie	64.0	Total	0.0
1:	9.8	↖																								
2:	9.4	↖																								
3:	9.9	↘																								
4:	8.3	↙																								
5:	9.5	↗																								
6:	10.2	→																								
7:	*10.9	↖																								
Serie	64.0																									
Total	0.0																									

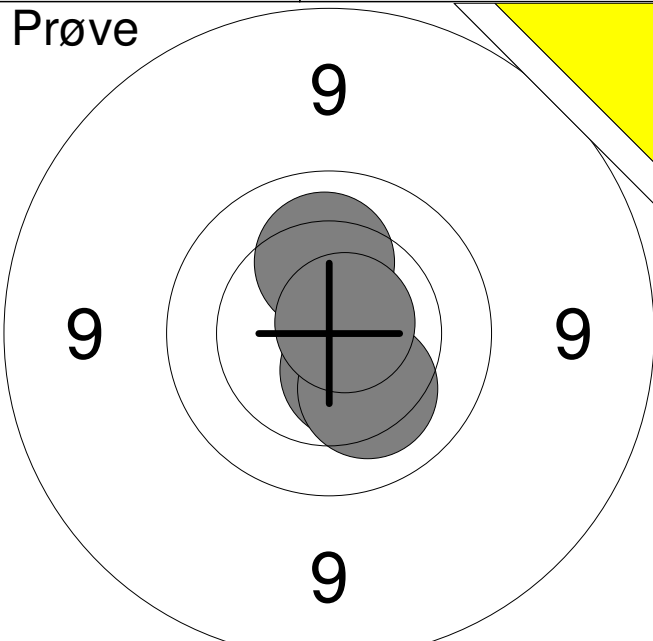
<p>20 Skud</p>	<table style="width:100%; border-collapse: collapse;"> <tr><td style="width:10%;">1:</td><td style="width:10%;">9.8</td><td style="width:10%; text-align: right;">↖</td></tr> <tr><td>2:</td><td>10.3</td><td style="text-align: right;">↘</td></tr> <tr><td>3:</td><td>9.8</td><td style="text-align: right;">↗</td></tr> <tr><td>4:</td><td>9.9</td><td style="text-align: right;">↘</td></tr> <tr><td>5:</td><td>10.2</td><td style="text-align: right;">↘</td></tr> <tr><td>6:</td><td>10.1</td><td style="text-align: right;">↗</td></tr> <tr><td>7:</td><td>9.9</td><td style="text-align: right;">→</td></tr> <tr><td>8:</td><td>9.8</td><td style="text-align: right;">↗</td></tr> <tr><td>9:</td><td>9.6</td><td style="text-align: right;">↘</td></tr> <tr><td>10:</td><td>*10.8</td><td style="text-align: right;">↑</td></tr> </table> <table border="1" style="width:100%; border-collapse: collapse; margin-top: 5px;"> <tr> <td style="width:80%;">Serie</td> <td style="width:20%; text-align: right;">94.0</td> </tr> <tr> <td>Total</td> <td style="text-align: right;">94.0</td> </tr> </table>	1:	9.8	↖	2:	10.3	↘	3:	9.8	↗	4:	9.9	↘	5:	10.2	↘	6:	10.1	↗	7:	9.9	→	8:	9.8	↗	9:	9.6	↘	10:	*10.8	↑	Serie	94.0	Total	94.0
1:	9.8	↖																																	
2:	10.3	↘																																	
3:	9.8	↗																																	
4:	9.9	↘																																	
5:	10.2	↘																																	
6:	10.1	↗																																	
7:	9.9	→																																	
8:	9.8	↗																																	
9:	9.6	↘																																	
10:	*10.8	↑																																	
Serie	94.0																																		
Total	94.0																																		

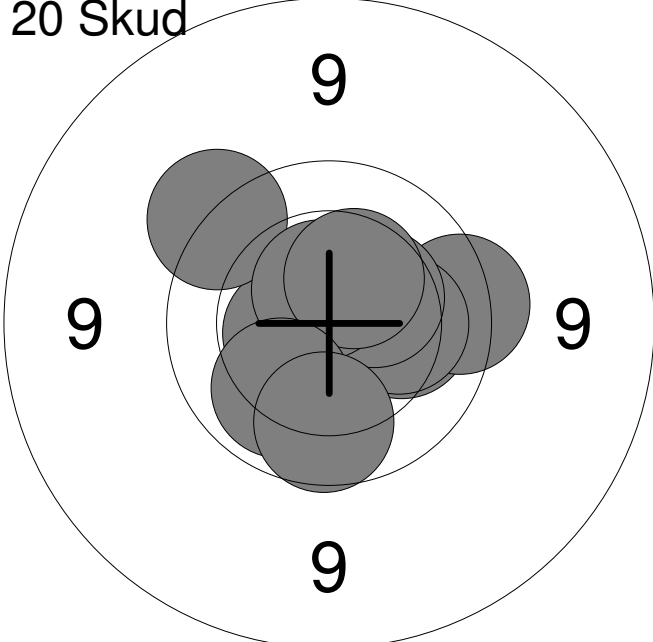
<p>20 Skud</p>	<table style="width:100%; border-collapse: collapse;"> <tr><td style="width:10%;">11:</td><td style="width:10%;">9.0</td><td style="width:10%; text-align: right;">↖</td></tr> <tr><td>12:</td><td>9.5</td><td style="text-align: right;">↗</td></tr> <tr><td>13:</td><td>9.7</td><td style="text-align: right;">↘</td></tr> <tr><td>14:</td><td>9.4</td><td style="text-align: right;">↖</td></tr> <tr><td>15:</td><td>10.0</td><td style="text-align: right;">↖</td></tr> <tr><td>16:</td><td>9.6</td><td style="text-align: right;">↖</td></tr> <tr><td>17:</td><td>*10.7</td><td style="text-align: right;">↖</td></tr> <tr><td>18:</td><td>10.3</td><td style="text-align: right;">↘</td></tr> <tr><td>19:</td><td>9.3</td><td style="text-align: right;">→</td></tr> <tr><td>20:</td><td>10.2</td><td style="text-align: right;">↗</td></tr> </table> <table border="1" style="width:100%; border-collapse: collapse; margin-top: 5px;"> <tr> <td style="width:80%;">Serie</td> <td style="width:20%; text-align: right;">94.0</td> </tr> <tr> <td>Total</td> <td style="text-align: right;">188.0</td> </tr> </table>	11:	9.0	↖	12:	9.5	↗	13:	9.7	↘	14:	9.4	↖	15:	10.0	↖	16:	9.6	↖	17:	*10.7	↖	18:	10.3	↘	19:	9.3	→	20:	10.2	↗	Serie	94.0	Total	188.0
11:	9.0	↖																																	
12:	9.5	↗																																	
13:	9.7	↘																																	
14:	9.4	↖																																	
15:	10.0	↖																																	
16:	9.6	↖																																	
17:	*10.7	↖																																	
18:	10.3	↘																																	
19:	9.3	→																																	
20:	10.2	↗																																	
Serie	94.0																																		
Total	188.0																																		

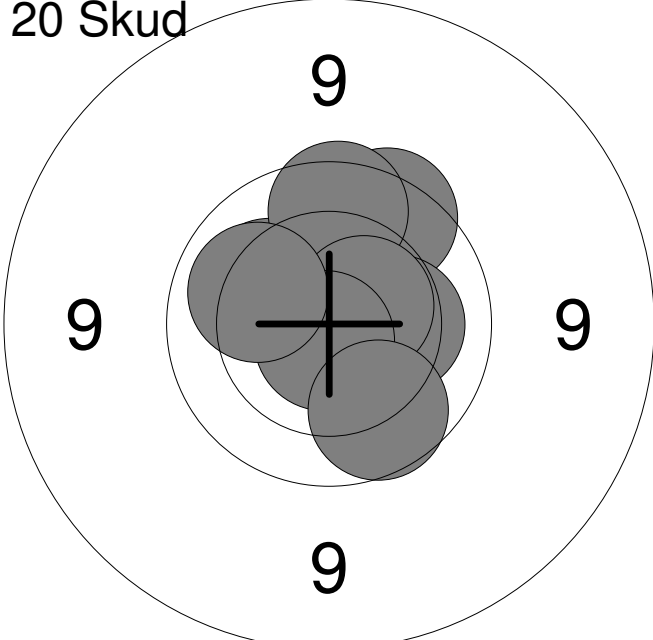
<p>Prøve</p> 	<table style="width:100%; border-collapse: collapse;"> <tr><td style="width:10%;">1:</td><td style="width:40%;">10.1</td><td style="width:50%; text-align: right;">←</td></tr> <tr><td>2:</td><td>10.2</td><td style="text-align: right;">↓</td></tr> <tr><td>3:</td><td>10.3</td><td style="text-align: right;">↑</td></tr> <tr><td>4:</td><td>10.1</td><td style="text-align: right;">↓</td></tr> <tr><td>5:</td><td>*10.6</td><td style="text-align: right;">↙</td></tr> </table> <table border="1" style="width:100%; border-collapse: collapse; margin-top: 10px;"> <tr> <td style="width:80%;">Serie</td> <td style="text-align: right;">50.0</td> </tr> <tr> <td>Total</td> <td style="text-align: right;">0.0</td> </tr> </table>	1:	10.1	←	2:	10.2	↓	3:	10.3	↑	4:	10.1	↓	5:	*10.6	↙	Serie	50.0	Total	0.0
1:	10.1	←																		
2:	10.2	↓																		
3:	10.3	↑																		
4:	10.1	↓																		
5:	*10.6	↙																		
Serie	50.0																			
Total	0.0																			

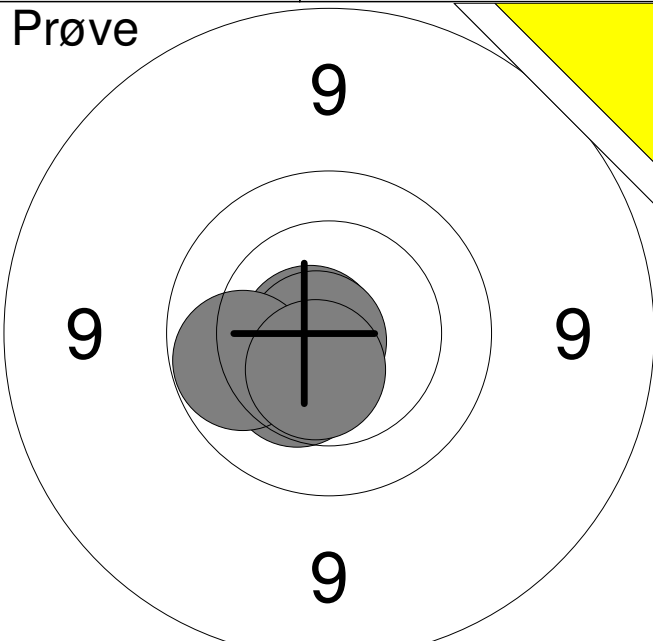
<p>20 Skud</p> 	<table style="width:100%; border-collapse: collapse;"> <tr><td style="width:10%;">1:</td><td style="width:40%;">10.2</td><td style="width:50%; text-align: right;">→</td></tr> <tr><td>2:</td><td>10.3</td><td style="text-align: right;">↑</td></tr> <tr><td>3:</td><td>*10.6</td><td style="text-align: right;">↗</td></tr> <tr><td>4:</td><td>9.8</td><td style="text-align: right;">↑</td></tr> <tr><td>5:</td><td>10.5</td><td style="text-align: right;">↑</td></tr> <tr><td>6:</td><td>10.2</td><td style="text-align: right;">↓</td></tr> <tr><td>7:</td><td>10.5</td><td style="text-align: right;">→</td></tr> <tr><td>8:</td><td>10.3</td><td style="text-align: right;">↑</td></tr> <tr><td>9:</td><td>*10.7</td><td style="text-align: right;">↙</td></tr> <tr><td>10:</td><td>*10.8</td><td style="text-align: right;">↓</td></tr> </table> <table border="1" style="width:100%; border-collapse: collapse; margin-top: 10px;"> <tr> <td style="width:80%;">Serie</td> <td style="text-align: right;">99.0</td> </tr> <tr> <td>Total</td> <td style="text-align: right;">99.0</td> </tr> </table>	1:	10.2	→	2:	10.3	↑	3:	*10.6	↗	4:	9.8	↑	5:	10.5	↑	6:	10.2	↓	7:	10.5	→	8:	10.3	↑	9:	*10.7	↙	10:	*10.8	↓	Serie	99.0	Total	99.0
1:	10.2	→																																	
2:	10.3	↑																																	
3:	*10.6	↗																																	
4:	9.8	↑																																	
5:	10.5	↑																																	
6:	10.2	↓																																	
7:	10.5	→																																	
8:	10.3	↑																																	
9:	*10.7	↙																																	
10:	*10.8	↓																																	
Serie	99.0																																		
Total	99.0																																		

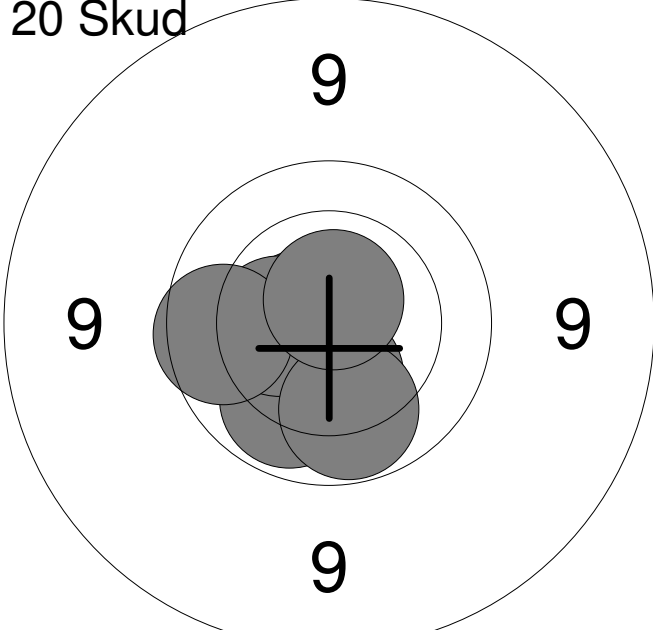
<p>20 Skud</p> 	<table style="width:100%; border-collapse: collapse;"> <tr><td style="width:10%;">11:</td><td style="width:40%;">*10.5</td><td style="width:50%; text-align: right;">↓</td></tr> <tr><td>12:</td><td>9.9</td><td style="text-align: right;">↓</td></tr> <tr><td>13:</td><td>*10.5</td><td style="text-align: right;">↗</td></tr> <tr><td>14:</td><td>10.3</td><td style="text-align: right;">→</td></tr> <tr><td>15:</td><td>*10.7</td><td style="text-align: right;">↙</td></tr> <tr><td>16:</td><td>*10.6</td><td style="text-align: right;">↓</td></tr> <tr><td>17:</td><td>10.3</td><td style="text-align: right;">↓</td></tr> <tr><td>18:</td><td>9.9</td><td style="text-align: right;">↘</td></tr> <tr><td>19:</td><td>10.2</td><td style="text-align: right;">↓</td></tr> <tr><td>20:</td><td>*10.6</td><td style="text-align: right;">↙</td></tr> </table> <table border="1" style="width:100%; border-collapse: collapse; margin-top: 10px;"> <tr> <td style="width:80%;">Serie</td> <td style="text-align: right;">98.0</td> </tr> <tr> <td>Total</td> <td style="text-align: right;">197.0</td> </tr> </table>	11:	*10.5	↓	12:	9.9	↓	13:	*10.5	↗	14:	10.3	→	15:	*10.7	↙	16:	*10.6	↓	17:	10.3	↓	18:	9.9	↘	19:	10.2	↓	20:	*10.6	↙	Serie	98.0	Total	197.0
11:	*10.5	↓																																	
12:	9.9	↓																																	
13:	*10.5	↗																																	
14:	10.3	→																																	
15:	*10.7	↙																																	
16:	*10.6	↓																																	
17:	10.3	↓																																	
18:	9.9	↘																																	
19:	10.2	↓																																	
20:	*10.6	↙																																	
Serie	98.0																																		
Total	197.0																																		

<p>Prøve</p> 	<table style="width:100%; border-collapse: collapse;"> <tr><td style="width:10%;">1:</td><td style="width:20%;">10.5</td><td style="width:10%; text-align: right;">↘</td></tr> <tr><td>2:</td><td>10.2</td><td style="text-align: right;">↑</td></tr> <tr><td>3:</td><td>10.2</td><td style="text-align: right;">↘</td></tr> <tr><td>4:</td><td>*10.7</td><td style="text-align: right;">↗</td></tr> </table> <table border="1" style="width:100%; border-collapse: collapse; margin-top: 5px;"> <tr> <td style="width:80%;">Serie</td> <td style="text-align: right;">40.0</td> </tr> <tr> <td>Total</td> <td style="text-align: right;">0.0</td> </tr> </table>	1:	10.5	↘	2:	10.2	↑	3:	10.2	↘	4:	*10.7	↗	Serie	40.0	Total	0.0
1:	10.5	↘															
2:	10.2	↑															
3:	10.2	↘															
4:	*10.7	↗															
Serie	40.0																
Total	0.0																

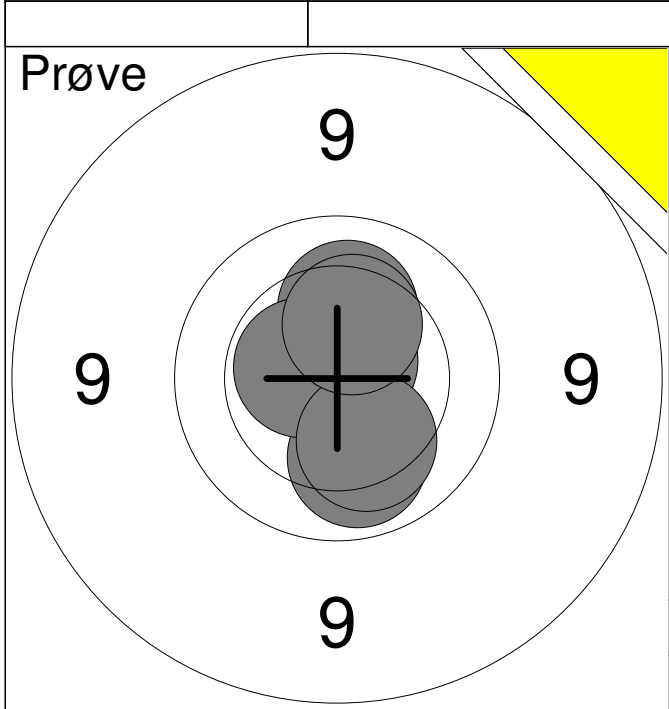
<p>20 Skud</p> 	<table style="width:100%; border-collapse: collapse;"> <tr><td style="width:10%;">1:</td><td style="width:20%;">10.2</td><td style="width:10%; text-align: right;">→</td></tr> <tr><td>2:</td><td>*10.5</td><td style="text-align: right;">←</td></tr> <tr><td>3:</td><td>9.7</td><td style="text-align: right;">→</td></tr> <tr><td>4:</td><td>10.2</td><td style="text-align: right;">→</td></tr> <tr><td>5:</td><td>10.4</td><td style="text-align: right;">↗</td></tr> <tr><td>6:</td><td>9.6</td><td style="text-align: right;">↗</td></tr> <tr><td>7:</td><td>*10.6</td><td style="text-align: right;">↑</td></tr> <tr><td>8:</td><td>10.4</td><td style="text-align: right;">↗</td></tr> <tr><td>9:</td><td>10.1</td><td style="text-align: right;">↙</td></tr> <tr><td>10:</td><td>9.9</td><td style="text-align: right;">↓</td></tr> </table> <table border="1" style="width:100%; border-collapse: collapse; margin-top: 5px;"> <tr> <td style="width:80%;">Serie</td> <td style="text-align: right;">97.0</td> </tr> <tr> <td>Total</td> <td style="text-align: right;">97.0</td> </tr> </table>	1:	10.2	→	2:	*10.5	←	3:	9.7	→	4:	10.2	→	5:	10.4	↗	6:	9.6	↗	7:	*10.6	↑	8:	10.4	↗	9:	10.1	↙	10:	9.9	↓	Serie	97.0	Total	97.0
1:	10.2	→																																	
2:	*10.5	←																																	
3:	9.7	→																																	
4:	10.2	→																																	
5:	10.4	↗																																	
6:	9.6	↗																																	
7:	*10.6	↑																																	
8:	10.4	↗																																	
9:	10.1	↙																																	
10:	9.9	↓																																	
Serie	97.0																																		
Total	97.0																																		

<p>20 Skud</p> 	<table style="width:100%; border-collapse: collapse;"> <tr><td style="width:10%;">11:</td><td style="width:20%;">*10.5</td><td style="width:10%; text-align: right;">→</td></tr> <tr><td>12:</td><td>10.2</td><td style="text-align: right;">↗</td></tr> <tr><td>13:</td><td>9.8</td><td style="text-align: right;">↗</td></tr> <tr><td>14:</td><td>10.2</td><td style="text-align: right;">→</td></tr> <tr><td>15:</td><td>*10.8</td><td style="text-align: right;">↓</td></tr> <tr><td>16:</td><td>9.8</td><td style="text-align: right;">↑</td></tr> <tr><td>17:</td><td>*10.5</td><td style="text-align: right;">↗</td></tr> <tr><td>18:</td><td>*10.8</td><td style="text-align: right;">↘</td></tr> <tr><td>19:</td><td>9.9</td><td style="text-align: right;">↘</td></tr> <tr><td>20:</td><td>10.1</td><td style="text-align: right;">↖</td></tr> </table> <table border="1" style="width:100%; border-collapse: collapse; margin-top: 5px;"> <tr> <td style="width:80%;">Serie</td> <td style="text-align: right;">97.0</td> </tr> <tr> <td>Total</td> <td style="text-align: right;">194.0</td> </tr> </table>	11:	*10.5	→	12:	10.2	↗	13:	9.8	↗	14:	10.2	→	15:	*10.8	↓	16:	9.8	↑	17:	*10.5	↗	18:	*10.8	↘	19:	9.9	↘	20:	10.1	↖	Serie	97.0	Total	194.0
11:	*10.5	→																																	
12:	10.2	↗																																	
13:	9.8	↗																																	
14:	10.2	→																																	
15:	*10.8	↓																																	
16:	9.8	↑																																	
17:	*10.5	↗																																	
18:	*10.8	↘																																	
19:	9.9	↘																																	
20:	10.1	↖																																	
Serie	97.0																																		
Total	194.0																																		

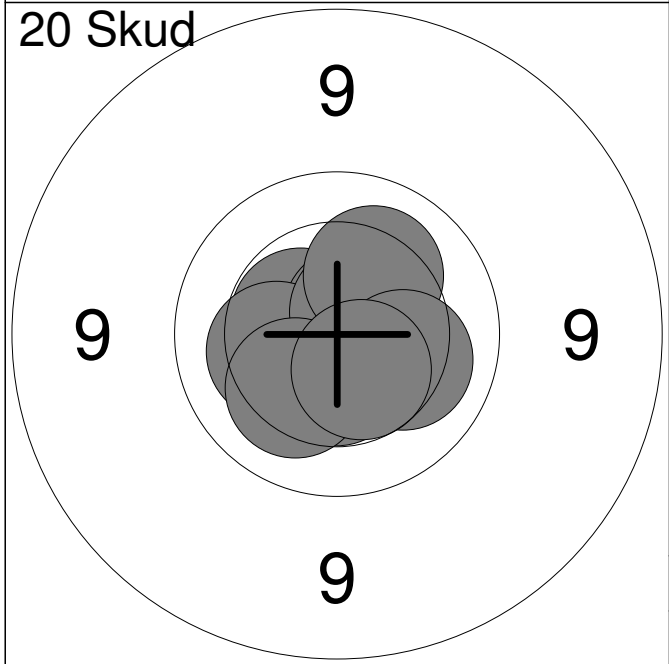
<p>Prøve</p> 	<table style="width:100%; border-collapse: collapse;"> <tr><td style="width:10%;">1:</td><td style="width:15%;">*10.7</td><td style="width:10%; text-align:right;">←</td></tr> <tr><td>2:</td><td>10.4</td><td style="text-align:right;">↘</td></tr> <tr><td>3:</td><td>*10.8</td><td style="text-align:right;">↘</td></tr> <tr><td>4:</td><td>10.0</td><td style="text-align:right;">←</td></tr> <tr><td>5:</td><td>*10.5</td><td style="text-align:right;">↘</td></tr> </table>	1:	*10.7	←	2:	10.4	↘	3:	*10.8	↘	4:	10.0	←	5:	*10.5	↘
1:	*10.7	←														
2:	10.4	↘														
3:	*10.8	↘														
4:	10.0	←														
5:	*10.5	↘														
<table style="width:100%; border-collapse: collapse;"> <tr> <td style="width:90%;">Serie</td> <td style="width:10%; text-align:right;">50.0</td> </tr> <tr> <td>Total</td> <td style="text-align:right;">0.0</td> </tr> </table>		Serie	50.0	Total	0.0											
Serie	50.0															
Total	0.0															

<p>20 Skud</p> 	<table style="width:100%; border-collapse: collapse;"> <tr><td style="width:10%;">1:</td><td style="width:15%;">*10.7</td><td style="width:10%; text-align:right;">←</td></tr> <tr><td>2:</td><td>*10.7</td><td style="text-align:right;">←</td></tr> <tr><td>3:</td><td>10.4</td><td style="text-align:right;">↘</td></tr> <tr><td>4:</td><td>*10.7</td><td style="text-align:right;">↘</td></tr> <tr><td>5:</td><td>10.4</td><td style="text-align:right;">↘</td></tr> <tr><td>6:</td><td>10.0</td><td style="text-align:right;">↘</td></tr> <tr><td>7:</td><td>10.4</td><td style="text-align:right;">←</td></tr> <tr><td>8:</td><td>10.0</td><td style="text-align:right;">↘</td></tr> <tr><td>9:</td><td>9.9</td><td style="text-align:right;">←</td></tr> <tr><td>10:</td><td>*10.7</td><td style="text-align:right;">↑</td></tr> </table>	1:	*10.7	←	2:	*10.7	←	3:	10.4	↘	4:	*10.7	↘	5:	10.4	↘	6:	10.0	↘	7:	10.4	←	8:	10.0	↘	9:	9.9	←	10:	*10.7	↑
1:	*10.7	←																													
2:	*10.7	←																													
3:	10.4	↘																													
4:	*10.7	↘																													
5:	10.4	↘																													
6:	10.0	↘																													
7:	10.4	←																													
8:	10.0	↘																													
9:	9.9	←																													
10:	*10.7	↑																													
<table style="width:100%; border-collapse: collapse;"> <tr> <td style="width:90%;">Serie</td> <td style="width:10%; text-align:right;">99.0</td> </tr> <tr> <td>Total</td> <td style="text-align:right;">99.0</td> </tr> </table>		Serie	99.0	Total	99.0																										
Serie	99.0																														
Total	99.0																														

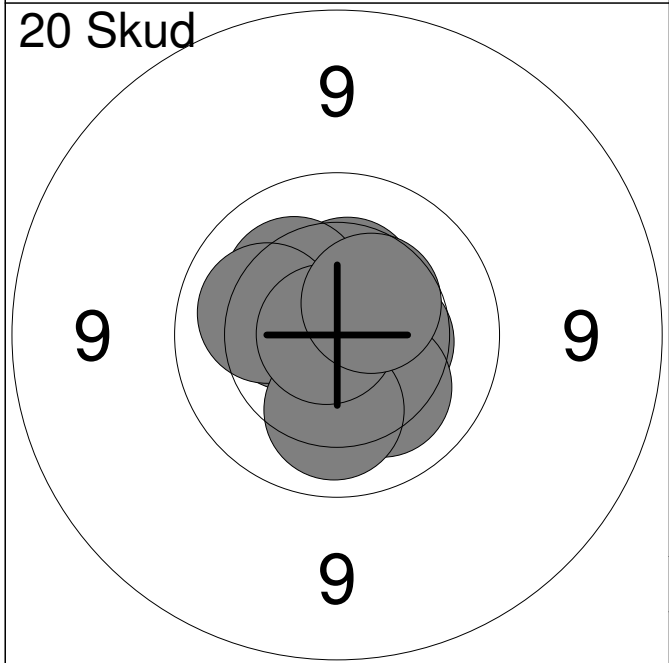
<p>20 Skud</p> 	<table style="width:100%; border-collapse: collapse;"> <tr><td style="width:10%;">11:</td><td style="width:15%;">9.8</td><td style="width:10%; text-align:right;">↑</td></tr> <tr><td>12:</td><td>10.3</td><td style="text-align:right;">←</td></tr> <tr><td>13:</td><td>10.4</td><td style="text-align:right;">←</td></tr> <tr><td>14:</td><td>10.4</td><td style="text-align:right;">←</td></tr> <tr><td>15:</td><td>*10.6</td><td style="text-align:right;">↘</td></tr> <tr><td>16:</td><td>*10.5</td><td style="text-align:right;">↘</td></tr> <tr><td>17:</td><td>10.5</td><td style="text-align:right;">←</td></tr> <tr><td>18:</td><td>10.0</td><td style="text-align:right;">←</td></tr> <tr><td>19:</td><td>9.4</td><td style="text-align:right;">↗</td></tr> <tr><td>20:</td><td>9.6</td><td style="text-align:right;">↘</td></tr> </table>	11:	9.8	↑	12:	10.3	←	13:	10.4	←	14:	10.4	←	15:	*10.6	↘	16:	*10.5	↘	17:	10.5	←	18:	10.0	←	19:	9.4	↗	20:	9.6	↘
11:	9.8	↑																													
12:	10.3	←																													
13:	10.4	←																													
14:	10.4	←																													
15:	*10.6	↘																													
16:	*10.5	↘																													
17:	10.5	←																													
18:	10.0	←																													
19:	9.4	↗																													
20:	9.6	↘																													
<table style="width:100%; border-collapse: collapse;"> <tr> <td style="width:90%;">Serie</td> <td style="width:10%; text-align:right;">97.0</td> </tr> <tr> <td>Total</td> <td style="text-align:right;">196.0</td> </tr> </table>		Serie	97.0	Total	196.0																										
Serie	97.0																														
Total	196.0																														



1:	10.1	↓
2:	*10.7	↗
3:	10.2	↑
4:	*10.6	↖
5:	10.2	↓
6:	10.3	↑
Serie		60.0
Total		0.0



1:	*10.5	↖
2:	*10.6	↓
3:	*10.7	↗
4:	*10.5	↓
5:	10.3	↖
6:	*10.6	↗
7:	10.2	↗
8:	10.2	↖
9:	10.2	→
10:	10.5	↓
Serie		100.0
Total		100.0



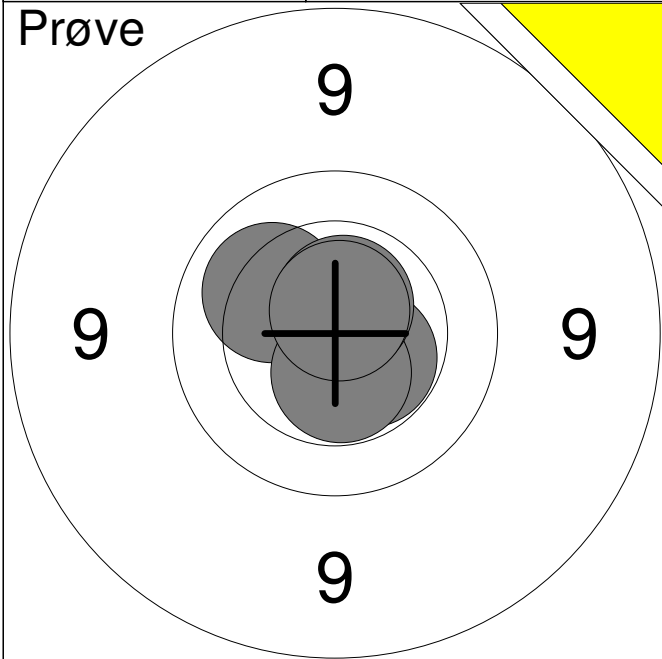
11:	10.4	↖
12:	10.4	→
13:	10.5	↗
14:	10.4	↑
15:	10.3	↗
16:	10.2	↓
17:	10.2	↖
18:	10.1	↓
19:	*10.8	↖
20:	10.4	↗
Serie		100.0
Total		200.0

Hold
8Skive
7**Rasmus M. Larsen**

Vilsted Skf.

MÅ1

Prøve



1: *10.5



2: 10.1



3: *10.5



4: *10.6



5: *10.7



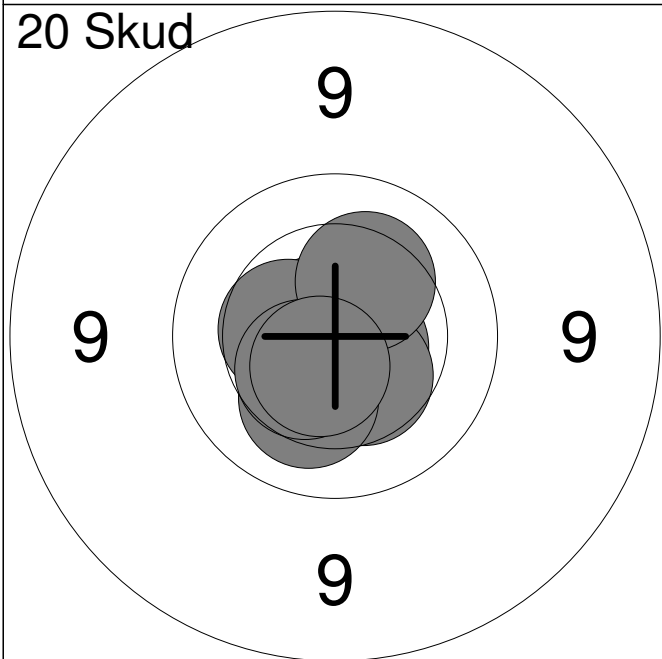
Serie

50.0

Total

0.0

20 Skud



1: *10.6



2: *10.7



3: *10.8



4: *10.5



5: 10.4



6: 10.4



7: 10.2



8: 10.5



9: 10.3



10: *10.6



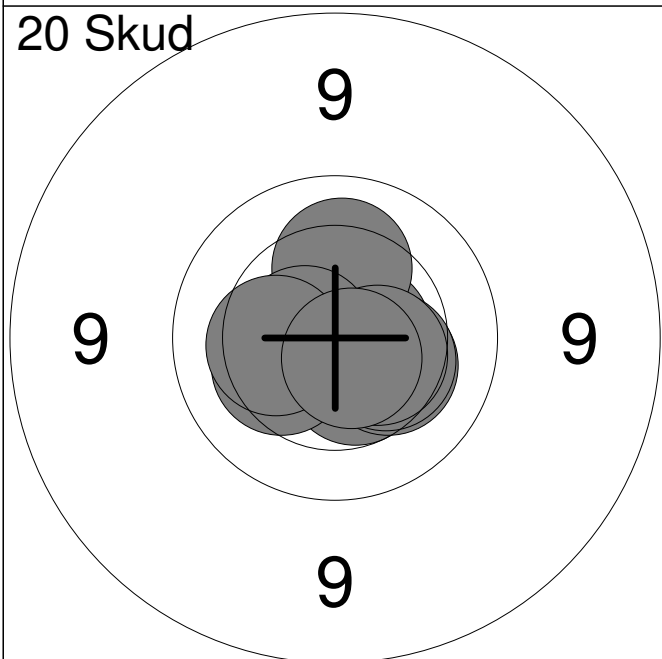
Serie

100.0

Total

100.0

20 Skud



11: *10.7



12: *10.5



13: 10.3



14: 10.2



15: *10.6



16: 10.3



17: 10.4



18: 10.3



19: 10.5



20: *10.7



Serie

100.0

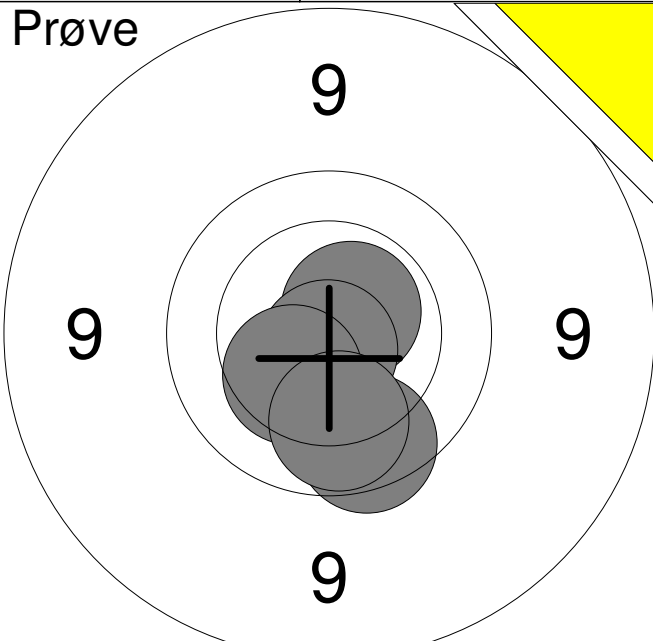
Total

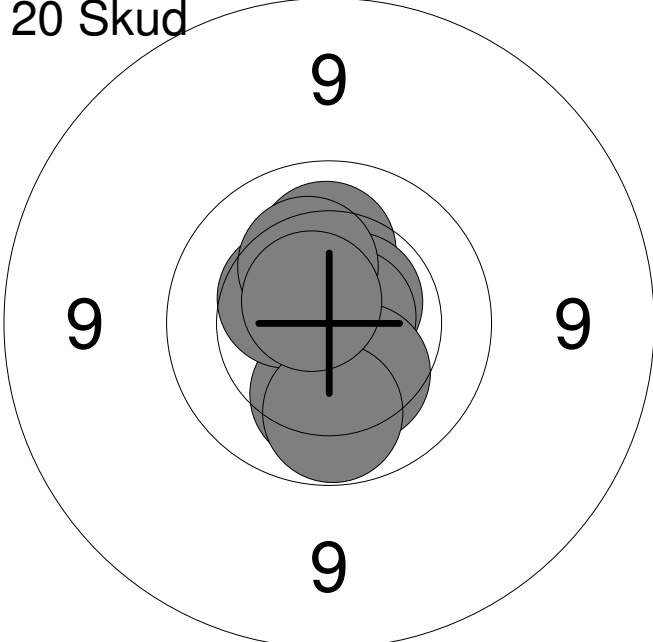
200.0

<p>Prøve</p>	<table style="width:100%; border-collapse: collapse;"> <tr><td style="text-align: right;">1:</td><td style="text-align: right;">8.3</td><td style="text-align: right;">↘</td></tr> <tr><td style="text-align: right;">2:</td><td style="text-align: right;">8.9</td><td style="text-align: right;">↙</td></tr> <tr><td style="text-align: right;">3:</td><td style="text-align: right;">9.4</td><td style="text-align: right;">↙</td></tr> <tr><td style="text-align: right;">4:</td><td style="text-align: right;">9.7</td><td style="text-align: right;">↘</td></tr> <tr><td style="text-align: right;">5:</td><td style="text-align: right;">10.3</td><td style="text-align: right;">↙</td></tr> <tr><td style="text-align: right;">6:</td><td style="text-align: right;">9.9</td><td style="text-align: right;">↘</td></tr> <tr><td style="text-align: right;">7:</td><td style="text-align: right;">9.6</td><td style="text-align: right;">↙</td></tr> <tr><td style="text-align: right;">8:</td><td style="text-align: right;">8.8</td><td style="text-align: right;">↙</td></tr> <tr><td style="text-align: right;">9:</td><td style="text-align: right;">10.3</td><td style="text-align: right;">↗</td></tr> </table> <table border="1" style="width:100%; border-collapse: collapse; margin-top: 5px;"> <tr> <td style="width:80%;">Serie</td> <td style="text-align: right;">80.0</td> </tr> <tr> <td>Total</td> <td style="text-align: right;">0.0</td> </tr> </table>	1:	8.3	↘	2:	8.9	↙	3:	9.4	↙	4:	9.7	↘	5:	10.3	↙	6:	9.9	↘	7:	9.6	↙	8:	8.8	↙	9:	10.3	↗	Serie	80.0	Total	0.0
1:	8.3	↘																														
2:	8.9	↙																														
3:	9.4	↙																														
4:	9.7	↘																														
5:	10.3	↙																														
6:	9.9	↘																														
7:	9.6	↙																														
8:	8.8	↙																														
9:	10.3	↗																														
Serie	80.0																															
Total	0.0																															

<p>20 Skud</p>	<table style="width:100%; border-collapse: collapse;"> <tr><td style="text-align: right;">1:</td><td style="text-align: right;">9.5</td><td style="text-align: right;">↘</td></tr> <tr><td style="text-align: right;">2:</td><td style="text-align: right;">9.6</td><td style="text-align: right;">↗</td></tr> <tr><td style="text-align: right;">3:</td><td style="text-align: right;">9.8</td><td style="text-align: right;">↗</td></tr> <tr><td style="text-align: right;">4:</td><td style="text-align: right;">10.2</td><td style="text-align: right;">↗</td></tr> <tr><td style="text-align: right;">5:</td><td style="text-align: right;">*10.5</td><td style="text-align: right;">↘</td></tr> <tr><td style="text-align: right;">6:</td><td style="text-align: right;">9.9</td><td style="text-align: right;">↘</td></tr> <tr><td style="text-align: right;">7:</td><td style="text-align: right;">9.8</td><td style="text-align: right;">→</td></tr> <tr><td style="text-align: right;">8:</td><td style="text-align: right;">*10.5</td><td style="text-align: right;">↖</td></tr> <tr><td style="text-align: right;">9:</td><td style="text-align: right;">9.5</td><td style="text-align: right;">↘</td></tr> <tr><td style="text-align: right;">10:</td><td style="text-align: right;">9.5</td><td style="text-align: right;">→</td></tr> </table> <table border="1" style="width:100%; border-collapse: collapse; margin-top: 5px;"> <tr> <td style="width:80%;">Serie</td> <td style="text-align: right;">93.0</td> </tr> <tr> <td>Total</td> <td style="text-align: right;">93.0</td> </tr> </table>	1:	9.5	↘	2:	9.6	↗	3:	9.8	↗	4:	10.2	↗	5:	*10.5	↘	6:	9.9	↘	7:	9.8	→	8:	*10.5	↖	9:	9.5	↘	10:	9.5	→	Serie	93.0	Total	93.0
1:	9.5	↘																																	
2:	9.6	↗																																	
3:	9.8	↗																																	
4:	10.2	↗																																	
5:	*10.5	↘																																	
6:	9.9	↘																																	
7:	9.8	→																																	
8:	*10.5	↖																																	
9:	9.5	↘																																	
10:	9.5	→																																	
Serie	93.0																																		
Total	93.0																																		

<p>20 Skud</p>	<table style="width:100%; border-collapse: collapse;"> <tr><td style="text-align: right;">11:</td><td style="text-align: right;">10.4</td><td style="text-align: right;">↙</td></tr> <tr><td style="text-align: right;">12:</td><td style="text-align: right;">8.2</td><td style="text-align: right;">↙</td></tr> <tr><td style="text-align: right;">13:</td><td style="text-align: right;">9.7</td><td style="text-align: right;">↗</td></tr> <tr><td style="text-align: right;">14:</td><td style="text-align: right;">*10.7</td><td style="text-align: right;">↗</td></tr> <tr><td style="text-align: right;">15:</td><td style="text-align: right;">8.5</td><td style="text-align: right;">↘</td></tr> <tr><td style="text-align: right;">16:</td><td style="text-align: right;">9.6</td><td style="text-align: right;">↙</td></tr> <tr><td style="text-align: right;">17:</td><td style="text-align: right;">10.2</td><td style="text-align: right;">↙</td></tr> <tr><td style="text-align: right;">18:</td><td style="text-align: right;">9.1</td><td style="text-align: right;">↙</td></tr> <tr><td style="text-align: right;">19:</td><td style="text-align: right;">10.3</td><td style="text-align: right;">→</td></tr> <tr><td style="text-align: right;">20:</td><td style="text-align: right;">10.3</td><td style="text-align: right;">↘</td></tr> </table> <table border="1" style="width:100%; border-collapse: collapse; margin-top: 5px;"> <tr> <td style="width:80%;">Serie</td> <td style="text-align: right;">93.0</td> </tr> <tr> <td>Total</td> <td style="text-align: right;">186.0</td> </tr> </table>	11:	10.4	↙	12:	8.2	↙	13:	9.7	↗	14:	*10.7	↗	15:	8.5	↘	16:	9.6	↙	17:	10.2	↙	18:	9.1	↙	19:	10.3	→	20:	10.3	↘	Serie	93.0	Total	186.0
11:	10.4	↙																																	
12:	8.2	↙																																	
13:	9.7	↗																																	
14:	*10.7	↗																																	
15:	8.5	↘																																	
16:	9.6	↙																																	
17:	10.2	↙																																	
18:	9.1	↙																																	
19:	10.3	→																																	
20:	10.3	↘																																	
Serie	93.0																																		
Total	186.0																																		

<p>Prøve</p> 	<table style="width:100%; border-collapse: collapse;"> <tr><td style="text-align: right;">1:</td><td style="text-align: right;">*10.6</td><td style="text-align: right;">↗</td></tr> <tr><td style="text-align: right;">2:</td><td style="text-align: right;">*10.8</td><td style="text-align: right;">↓</td></tr> <tr><td style="text-align: right;">3:</td><td style="text-align: right;">10.4</td><td style="text-align: right;">↙</td></tr> <tr><td style="text-align: right;">4:</td><td style="text-align: right;">9.8</td><td style="text-align: right;">↓</td></tr> <tr><td style="text-align: right;">5:</td><td style="text-align: right;">10.0</td><td style="text-align: right;">↓</td></tr> </table> <table border="1" style="width:100%; border-collapse: collapse; margin-top: 10px;"> <tr> <td style="width:80%;">Serie</td> <td style="text-align: right;">49.0</td> </tr> <tr> <td>Total</td> <td style="text-align: right;">0.0</td> </tr> </table>	1:	*10.6	↗	2:	*10.8	↓	3:	10.4	↙	4:	9.8	↓	5:	10.0	↓	Serie	49.0	Total	0.0
1:	*10.6	↗																		
2:	*10.8	↓																		
3:	10.4	↙																		
4:	9.8	↓																		
5:	10.0	↓																		
Serie	49.0																			
Total	0.0																			

<p>20 Skud</p> 	<table style="width:100%; border-collapse: collapse;"> <tr><td style="text-align: right;">1:</td><td style="text-align: right;">10.2</td><td style="text-align: right;">↑</td></tr> <tr><td style="text-align: right;">2:</td><td style="text-align: right;">*10.8</td><td style="text-align: right;">↓</td></tr> <tr><td style="text-align: right;">3:</td><td style="text-align: right;">*10.6</td><td style="text-align: right;">↗</td></tr> <tr><td style="text-align: right;">4:</td><td style="text-align: right;">10.2</td><td style="text-align: right;">↓</td></tr> <tr><td style="text-align: right;">5:</td><td style="text-align: right;">10.4</td><td style="text-align: right;">↗</td></tr> <tr><td style="text-align: right;">6:</td><td style="text-align: right;">*10.8</td><td style="text-align: right;">↗</td></tr> <tr><td style="text-align: right;">7:</td><td style="text-align: right;">10.3</td><td style="text-align: right;">↓</td></tr> <tr><td style="text-align: right;">8:</td><td style="text-align: right;">10.3</td><td style="text-align: right;">↗</td></tr> <tr><td style="text-align: right;">9:</td><td style="text-align: right;">10.0</td><td style="text-align: right;">↓</td></tr> <tr><td style="text-align: right;">10:</td><td style="text-align: right;">*10.7</td><td style="text-align: right;">↗</td></tr> </table> <table border="1" style="width:100%; border-collapse: collapse; margin-top: 10px;"> <tr> <td style="width:80%;">Serie</td> <td style="text-align: right;">100.0</td> </tr> <tr> <td>Total</td> <td style="text-align: right;">100.0</td> </tr> </table>	1:	10.2	↑	2:	*10.8	↓	3:	*10.6	↗	4:	10.2	↓	5:	10.4	↗	6:	*10.8	↗	7:	10.3	↓	8:	10.3	↗	9:	10.0	↓	10:	*10.7	↗	Serie	100.0	Total	100.0
1:	10.2	↑																																	
2:	*10.8	↓																																	
3:	*10.6	↗																																	
4:	10.2	↓																																	
5:	10.4	↗																																	
6:	*10.8	↗																																	
7:	10.3	↓																																	
8:	10.3	↗																																	
9:	10.0	↓																																	
10:	*10.7	↗																																	
Serie	100.0																																		
Total	100.0																																		

<p>20 Skud</p> 	<table style="width:100%; border-collapse: collapse;"> <tr><td style="text-align: right;">11:</td><td style="text-align: right;">*10.6</td><td style="text-align: right;">↓</td></tr> <tr><td style="text-align: right;">12:</td><td style="text-align: right;">10.1</td><td style="text-align: right;">→</td></tr> <tr><td style="text-align: right;">13:</td><td style="text-align: right;">*10.6</td><td style="text-align: right;">→</td></tr> <tr><td style="text-align: right;">14:</td><td style="text-align: right;">10.1</td><td style="text-align: right;">↑</td></tr> <tr><td style="text-align: right;">15:</td><td style="text-align: right;">*10.5</td><td style="text-align: right;">↓</td></tr> <tr><td style="text-align: right;">16:</td><td style="text-align: right;">*10.8</td><td style="text-align: right;">↓</td></tr> <tr><td style="text-align: right;">17:</td><td style="text-align: right;">*10.6</td><td style="text-align: right;">↙</td></tr> <tr><td style="text-align: right;">18:</td><td style="text-align: right;">*10.7</td><td style="text-align: right;">↑</td></tr> <tr><td style="text-align: right;">19:</td><td style="text-align: right;">10.5</td><td style="text-align: right;">→</td></tr> <tr><td style="text-align: right;">20:</td><td style="text-align: right;">*10.5</td><td style="text-align: right;">↗</td></tr> </table> <table border="1" style="width:100%; border-collapse: collapse; margin-top: 10px;"> <tr> <td style="width:80%;">Serie</td> <td style="text-align: right;">100.0</td> </tr> <tr> <td>Total</td> <td style="text-align: right;">200.0</td> </tr> </table>	11:	*10.6	↓	12:	10.1	→	13:	*10.6	→	14:	10.1	↑	15:	*10.5	↓	16:	*10.8	↓	17:	*10.6	↙	18:	*10.7	↑	19:	10.5	→	20:	*10.5	↗	Serie	100.0	Total	200.0
11:	*10.6	↓																																	
12:	10.1	→																																	
13:	*10.6	→																																	
14:	10.1	↑																																	
15:	*10.5	↓																																	
16:	*10.8	↓																																	
17:	*10.6	↙																																	
18:	*10.7	↑																																	
19:	10.5	→																																	
20:	*10.5	↗																																	
Serie	100.0																																		
Total	200.0																																		

<p>Prøve</p>	<table style="width:100%; border-collapse: collapse;"> <tr><td style="text-align: right;">1:</td><td style="text-align: right;">9.5</td><td style="text-align: right;">↗</td></tr> <tr><td style="text-align: right;">2:</td><td style="text-align: right;">8.7</td><td style="text-align: right;">↑</td></tr> <tr><td style="text-align: right;">3:</td><td style="text-align: right;">8.7</td><td style="text-align: right;">↗</td></tr> <tr><td style="text-align: right;">4:</td><td style="text-align: right;">8.7</td><td style="text-align: right;">↗</td></tr> <tr><td style="text-align: right;">5:</td><td style="text-align: right;">9.0</td><td style="text-align: right;">↘</td></tr> <tr><td style="text-align: right;">6:</td><td style="text-align: right;">7.7</td><td style="text-align: right;">↑</td></tr> <tr><td style="text-align: right;">7:</td><td style="text-align: right;">8.0</td><td style="text-align: right;">→</td></tr> <tr><td style="text-align: right;">8:</td><td style="text-align: right;">7.4</td><td style="text-align: right;">↑</td></tr> <tr><td style="text-align: right;">9:</td><td style="text-align: right;">9.7</td><td style="text-align: right;">↗</td></tr> <tr><td style="text-align: right;">10:</td><td style="text-align: right;">9.2</td><td style="text-align: right;">↗</td></tr> <tr><td colspan="2">Serie</td><td style="text-align: right;">82.0</td></tr> <tr><td colspan="2">Total</td><td style="text-align: right;">0.0</td></tr> </table>	1:	9.5	↗	2:	8.7	↑	3:	8.7	↗	4:	8.7	↗	5:	9.0	↘	6:	7.7	↑	7:	8.0	→	8:	7.4	↑	9:	9.7	↗	10:	9.2	↗	Serie		82.0	Total		0.0
1:	9.5	↗																																			
2:	8.7	↑																																			
3:	8.7	↗																																			
4:	8.7	↗																																			
5:	9.0	↘																																			
6:	7.7	↑																																			
7:	8.0	→																																			
8:	7.4	↑																																			
9:	9.7	↗																																			
10:	9.2	↗																																			
Serie		82.0																																			
Total		0.0																																			

<p>20 Skud</p>	<table style="width:100%; border-collapse: collapse;"> <tr><td style="text-align: right;">1:</td><td style="text-align: right;">*10.5</td><td style="text-align: right;">↗</td></tr> <tr><td style="text-align: right;">2:</td><td style="text-align: right;">9.6</td><td style="text-align: right;">↖</td></tr> <tr><td style="text-align: right;">3:</td><td style="text-align: right;">10.4</td><td style="text-align: right;">↗</td></tr> <tr><td style="text-align: right;">4:</td><td style="text-align: right;">9.7</td><td style="text-align: right;">↘</td></tr> <tr><td style="text-align: right;">5:</td><td style="text-align: right;">9.9</td><td style="text-align: right;">↘</td></tr> <tr><td style="text-align: right;">6:</td><td style="text-align: right;">10.1</td><td style="text-align: right;">↘</td></tr> <tr><td style="text-align: right;">7:</td><td style="text-align: right;">9.1</td><td style="text-align: right;">↘</td></tr> <tr><td style="text-align: right;">8:</td><td style="text-align: right;">8.1</td><td style="text-align: right;">↘</td></tr> <tr><td style="text-align: right;">9:</td><td style="text-align: right;">10.3</td><td style="text-align: right;">↑</td></tr> <tr><td style="text-align: right;">10:</td><td style="text-align: right;">8.6</td><td style="text-align: right;">↖</td></tr> <tr><td colspan="2">Serie</td><td style="text-align: right;">92.0</td></tr> <tr><td colspan="2">Total</td><td style="text-align: right;">92.0</td></tr> </table>	1:	*10.5	↗	2:	9.6	↖	3:	10.4	↗	4:	9.7	↘	5:	9.9	↘	6:	10.1	↘	7:	9.1	↘	8:	8.1	↘	9:	10.3	↑	10:	8.6	↖	Serie		92.0	Total		92.0
1:	*10.5	↗																																			
2:	9.6	↖																																			
3:	10.4	↗																																			
4:	9.7	↘																																			
5:	9.9	↘																																			
6:	10.1	↘																																			
7:	9.1	↘																																			
8:	8.1	↘																																			
9:	10.3	↑																																			
10:	8.6	↖																																			
Serie		92.0																																			
Total		92.0																																			

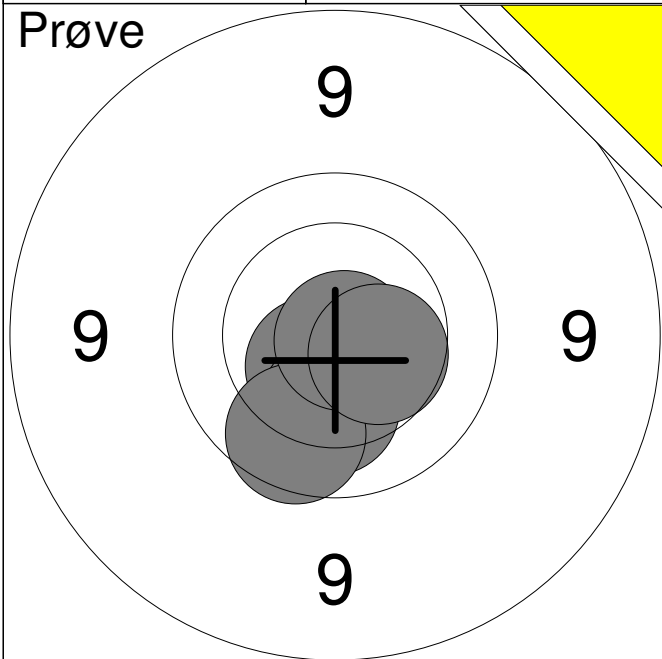
<p>20 Skud</p>	<table style="width:100%; border-collapse: collapse;"> <tr><td style="text-align: right;">11:</td><td style="text-align: right;">9.2</td><td style="text-align: right;">↗</td></tr> <tr><td style="text-align: right;">12:</td><td style="text-align: right;">8.6</td><td style="text-align: right;">↖</td></tr> <tr><td style="text-align: right;">13:</td><td style="text-align: right;">8.5</td><td style="text-align: right;">↘</td></tr> <tr><td style="text-align: right;">14:</td><td style="text-align: right;">8.5</td><td style="text-align: right;">↗</td></tr> <tr><td style="text-align: right;">15:</td><td style="text-align: right;">7.8</td><td style="text-align: right;">↘</td></tr> <tr><td style="text-align: right;">16:</td><td style="text-align: right;">7.8</td><td style="text-align: right;">↘</td></tr> <tr><td style="text-align: right;">17:</td><td style="text-align: right;">9.3</td><td style="text-align: right;">↖</td></tr> <tr><td style="text-align: right;">18:</td><td style="text-align: right;">8.1</td><td style="text-align: right;">↖</td></tr> <tr><td style="text-align: right;">19:</td><td style="text-align: right;">9.3</td><td style="text-align: right;">↘</td></tr> <tr><td style="text-align: right;">20:</td><td style="text-align: right;">8.8</td><td style="text-align: right;">↗</td></tr> <tr><td colspan="2">Serie</td><td style="text-align: right;">81.0</td></tr> <tr><td colspan="2">Total</td><td style="text-align: right;">173.0</td></tr> </table>	11:	9.2	↗	12:	8.6	↖	13:	8.5	↘	14:	8.5	↗	15:	7.8	↘	16:	7.8	↘	17:	9.3	↖	18:	8.1	↖	19:	9.3	↘	20:	8.8	↗	Serie		81.0	Total		173.0
11:	9.2	↗																																			
12:	8.6	↖																																			
13:	8.5	↘																																			
14:	8.5	↗																																			
15:	7.8	↘																																			
16:	7.8	↘																																			
17:	9.3	↖																																			
18:	8.1	↖																																			
19:	9.3	↘																																			
20:	8.8	↗																																			
Serie		81.0																																			
Total		173.0																																			

Hold
8Skive
11**Louise Jensen**

Åbybro Skytteforening

MÅ2

Prøve



1: *10.6 ↙

2: 10.2 ↓

3: 9.9 ↙

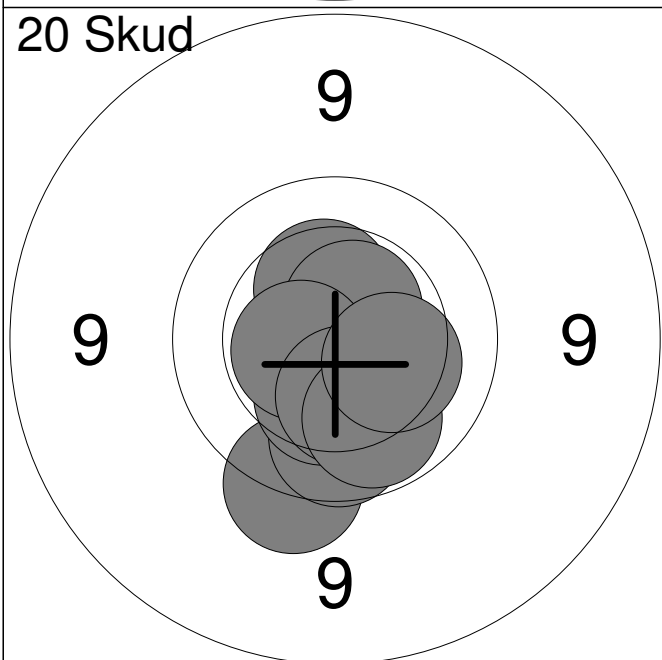
4: *10.8 ↘

5: 10.4 ↘

Serie 49.0

Total 0.0

20 Skud



1: 9.6 ↓

2: *10.6 ↓

3: 9.9 ↓

4: 10.3 ↓

5: 10.4 ↗

6: *10.6 ↗

7: *10.6 ↖

8: 10.3 ↓

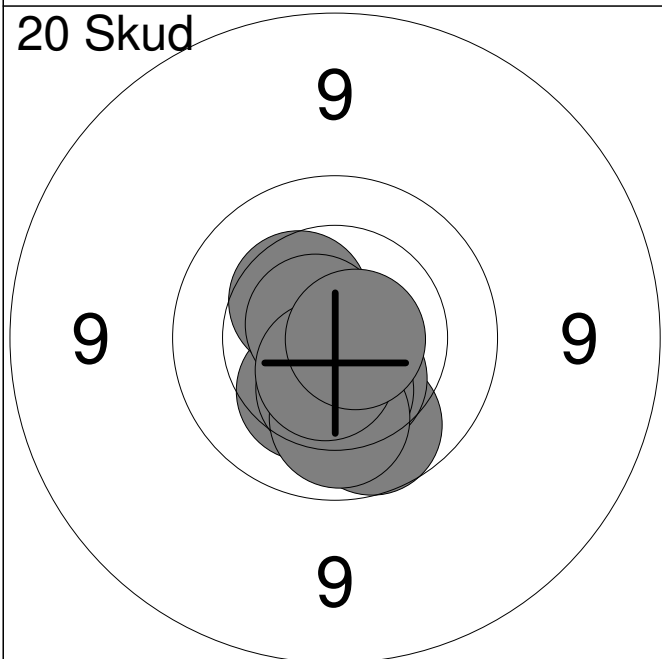
9: 10.0 ↓

10: 10.3 ↘

Serie 98.0

Total 98.0

20 Skud



11: 10.3 ↙

12: 10.4 ↗

13: 9.9 ↓

14: 10.5 ↓

15: *10.7 ↗

16: 10.4 ↖

17: 10.4 ↓

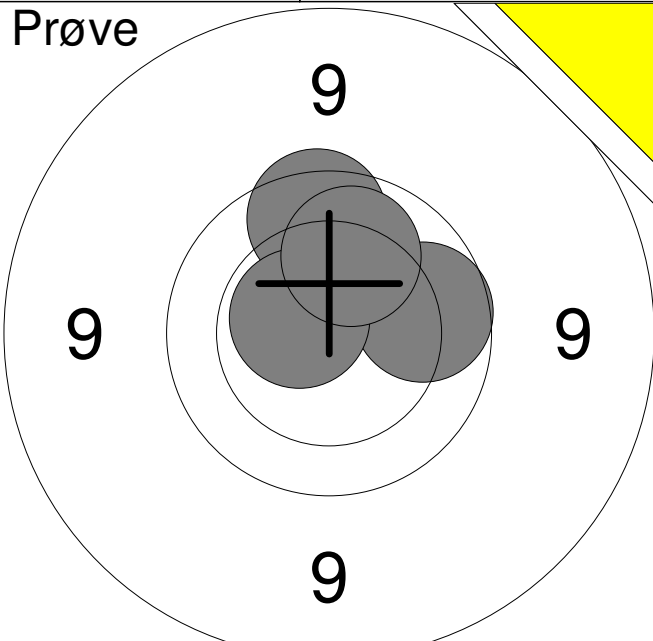
18: 10.1 ↓

19: *10.6 ↓

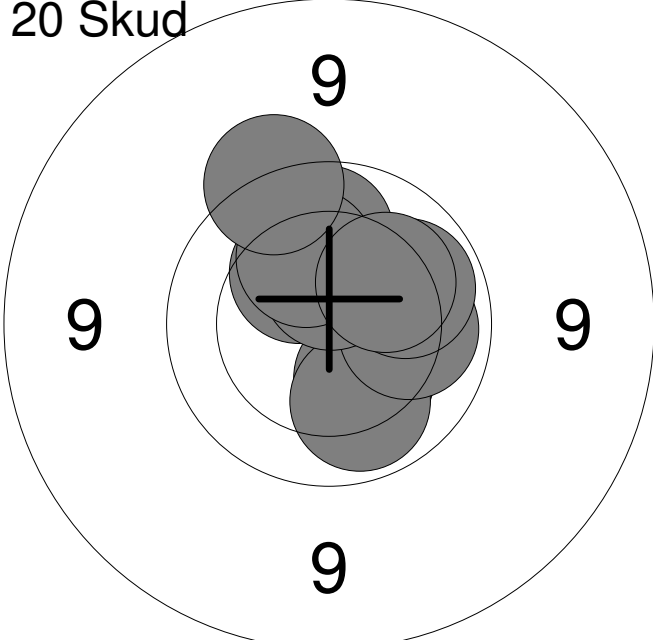
20: *10.7 →

Serie 99.0

Total 197.0

<p>Prøve</p> 	<table style="width:100%; border-collapse: collapse;"> <tr><td style="width:10%;">1:</td><td style="width:20%;">9.8</td><td style="width:10%; text-align: right;">↑</td></tr> <tr><td>2:</td><td>9.9</td><td style="text-align: right;">→</td></tr> <tr><td>3:</td><td>*10.6</td><td style="text-align: right;">↖</td></tr> <tr><td>4:</td><td>10.1</td><td style="text-align: right;">↑</td></tr> </table> <table border="1" style="width:100%; border-collapse: collapse; margin-top: 5px;"> <tr> <td style="width:80%;">Serie</td> <td style="text-align: right;">38.0</td> </tr> <tr> <td>Total</td> <td style="text-align: right;">0.0</td> </tr> </table>	1:	9.8	↑	2:	9.9	→	3:	*10.6	↖	4:	10.1	↑	Serie	38.0	Total	0.0
1:	9.8	↑															
2:	9.9	→															
3:	*10.6	↖															
4:	10.1	↑															
Serie	38.0																
Total	0.0																

<p>20 Skud</p> 	<table style="width:100%; border-collapse: collapse;"> <tr><td style="width:10%;">1:</td><td style="width:20%;">10.1</td><td style="width:10%; text-align: right;">↗</td></tr> <tr><td>2:</td><td>10.1</td><td style="text-align: right;">↑</td></tr> <tr><td>3:</td><td>*10.5</td><td style="text-align: right;">↖</td></tr> <tr><td>4:</td><td>9.9</td><td style="text-align: right;">↑</td></tr> <tr><td>5:</td><td>9.6</td><td style="text-align: right;">↑</td></tr> <tr><td>6:</td><td>9.9</td><td style="text-align: right;">↑</td></tr> <tr><td>7:</td><td>*10.5</td><td style="text-align: right;">↗</td></tr> <tr><td>8:</td><td>10.0</td><td style="text-align: right;">↑</td></tr> <tr><td>9:</td><td>9.6</td><td style="text-align: right;">↑</td></tr> <tr><td>10:</td><td>9.7</td><td style="text-align: right;">↑</td></tr> </table> <table border="1" style="width:100%; border-collapse: collapse; margin-top: 5px;"> <tr> <td style="width:80%;">Serie</td> <td style="text-align: right;">95.0</td> </tr> <tr> <td>Total</td> <td style="text-align: right;">95.0</td> </tr> </table>	1:	10.1	↗	2:	10.1	↑	3:	*10.5	↖	4:	9.9	↑	5:	9.6	↑	6:	9.9	↑	7:	*10.5	↗	8:	10.0	↑	9:	9.6	↑	10:	9.7	↑	Serie	95.0	Total	95.0
1:	10.1	↗																																	
2:	10.1	↑																																	
3:	*10.5	↖																																	
4:	9.9	↑																																	
5:	9.6	↑																																	
6:	9.9	↑																																	
7:	*10.5	↗																																	
8:	10.0	↑																																	
9:	9.6	↑																																	
10:	9.7	↑																																	
Serie	95.0																																		
Total	95.0																																		

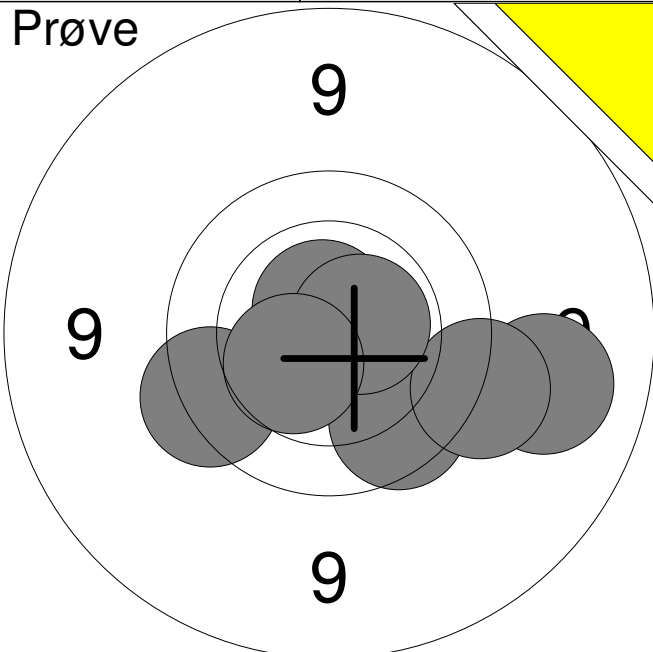
<p>20 Skud</p> 	<table style="width:100%; border-collapse: collapse;"> <tr><td style="width:10%;">11:</td><td style="width:20%;">10.0</td><td style="width:10%; text-align: right;">↑</td></tr> <tr><td>12:</td><td>10.2</td><td style="text-align: right;">↘</td></tr> <tr><td>13:</td><td>10.1</td><td style="text-align: right;">↘</td></tr> <tr><td>14:</td><td>10.1</td><td style="text-align: right;">→</td></tr> <tr><td>15:</td><td>10.3</td><td style="text-align: right;">↑</td></tr> <tr><td>16:</td><td>10.5</td><td style="text-align: right;">↑</td></tr> <tr><td>17:</td><td>10.2</td><td style="text-align: right;">↑</td></tr> <tr><td>18:</td><td>10.0</td><td style="text-align: right;">→</td></tr> <tr><td>19:</td><td>10.2</td><td style="text-align: right;">↗</td></tr> <tr><td>20:</td><td>9.6</td><td style="text-align: right;">↑</td></tr> </table> <table border="1" style="width:100%; border-collapse: collapse; margin-top: 5px;"> <tr> <td style="width:80%;">Serie</td> <td style="text-align: right;">99.0</td> </tr> <tr> <td>Total</td> <td style="text-align: right;">194.0</td> </tr> </table>	11:	10.0	↑	12:	10.2	↘	13:	10.1	↘	14:	10.1	→	15:	10.3	↑	16:	10.5	↑	17:	10.2	↑	18:	10.0	→	19:	10.2	↗	20:	9.6	↑	Serie	99.0	Total	194.0
11:	10.0	↑																																	
12:	10.2	↘																																	
13:	10.1	↘																																	
14:	10.1	→																																	
15:	10.3	↑																																	
16:	10.5	↑																																	
17:	10.2	↑																																	
18:	10.0	→																																	
19:	10.2	↗																																	
20:	9.6	↑																																	
Serie	99.0																																		
Total	194.0																																		

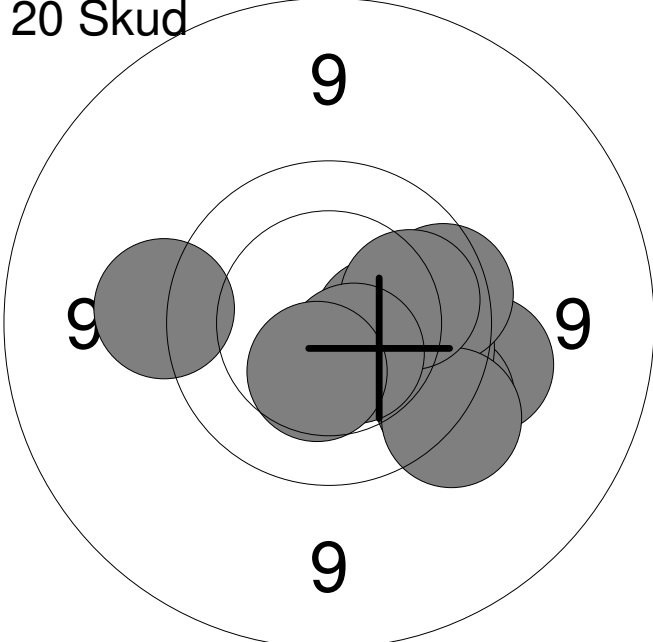
<p>Prøve</p>	<table style="width:100%; border-collapse: collapse;"> <tr><td style="text-align: right;">1:</td><td style="text-align: right;">10.5</td><td style="text-align: right;">←</td></tr> <tr><td style="text-align: right;">2:</td><td style="text-align: right;">10.4</td><td style="text-align: right;">←</td></tr> <tr><td style="text-align: right;">3:</td><td style="text-align: right;">9.6</td><td style="text-align: right;">↑</td></tr> <tr><td style="text-align: right;">4:</td><td style="text-align: right;">10.2</td><td style="text-align: right;">↗</td></tr> <tr><td style="text-align: right;">5:</td><td style="text-align: right;">9.1</td><td style="text-align: right;">↗</td></tr> <tr><td style="text-align: right;">6:</td><td style="text-align: right;">10.5</td><td style="text-align: right;">↗</td></tr> <tr><td style="text-align: right;">7:</td><td style="text-align: right;">9.9</td><td style="text-align: right;">↗</td></tr> <tr><td style="text-align: right;">8:</td><td style="text-align: right;">9.0</td><td style="text-align: right;">↑</td></tr> <tr><td style="text-align: right;">9:</td><td style="text-align: right;">10.2</td><td style="text-align: right;">↗</td></tr> <tr><td style="text-align: right;">10:</td><td style="text-align: right;">10.6</td><td style="text-align: right;">↑</td></tr> <tr style="border-top: 1px solid black;"><td colspan="2" style="text-align: right;">Serie</td><td style="text-align: right;">96.0</td></tr> <tr><td colspan="2" style="text-align: right;">Total</td><td style="text-align: right;">0.0</td></tr> </table>	1:	10.5	←	2:	10.4	←	3:	9.6	↑	4:	10.2	↗	5:	9.1	↗	6:	10.5	↗	7:	9.9	↗	8:	9.0	↑	9:	10.2	↗	10:	10.6	↑	Serie		96.0	Total		0.0
1:	10.5	←																																			
2:	10.4	←																																			
3:	9.6	↑																																			
4:	10.2	↗																																			
5:	9.1	↗																																			
6:	10.5	↗																																			
7:	9.9	↗																																			
8:	9.0	↑																																			
9:	10.2	↗																																			
10:	10.6	↑																																			
Serie		96.0																																			
Total		0.0																																			
<p>20 Skud</p>	<table style="width:100%; border-collapse: collapse;"> <tr><td style="text-align: right;">1:</td><td style="text-align: right;">10.4</td><td style="text-align: right;">↗</td></tr> <tr><td style="text-align: right;">2:</td><td style="text-align: right;">*10.7</td><td style="text-align: right;">←</td></tr> <tr><td style="text-align: right;">3:</td><td style="text-align: right;">*10.6</td><td style="text-align: right;">↗</td></tr> <tr><td style="text-align: right;">4:</td><td style="text-align: right;">10.1</td><td style="text-align: right;">→</td></tr> <tr><td style="text-align: right;">5:</td><td style="text-align: right;">10.5</td><td style="text-align: right;">↗</td></tr> <tr><td style="text-align: right;">6:</td><td style="text-align: right;">10.4</td><td style="text-align: right;">→</td></tr> <tr><td style="text-align: right;">7:</td><td style="text-align: right;">*10.6</td><td style="text-align: right;">↑</td></tr> <tr><td style="text-align: right;">8:</td><td style="text-align: right;">*10.7</td><td style="text-align: right;">↗</td></tr> <tr><td style="text-align: right;">9:</td><td style="text-align: right;">10.4</td><td style="text-align: right;">↗</td></tr> <tr><td style="text-align: right;">10:</td><td style="text-align: right;">10.0</td><td style="text-align: right;">↗</td></tr> <tr style="border-top: 1px solid black;"><td colspan="2" style="text-align: right;">Serie</td><td style="text-align: right;">100.0</td></tr> <tr><td colspan="2" style="text-align: right;">Total</td><td style="text-align: right;">100.0</td></tr> </table>	1:	10.4	↗	2:	*10.7	←	3:	*10.6	↗	4:	10.1	→	5:	10.5	↗	6:	10.4	→	7:	*10.6	↑	8:	*10.7	↗	9:	10.4	↗	10:	10.0	↗	Serie		100.0	Total		100.0
1:	10.4	↗																																			
2:	*10.7	←																																			
3:	*10.6	↗																																			
4:	10.1	→																																			
5:	10.5	↗																																			
6:	10.4	→																																			
7:	*10.6	↑																																			
8:	*10.7	↗																																			
9:	10.4	↗																																			
10:	10.0	↗																																			
Serie		100.0																																			
Total		100.0																																			
<p>20 Skud</p>	<table style="width:100%; border-collapse: collapse;"> <tr><td style="text-align: right;">11:</td><td style="text-align: right;">*10.8</td><td style="text-align: right;">↑</td></tr> <tr><td style="text-align: right;">12:</td><td style="text-align: right;">9.2</td><td style="text-align: right;">↗</td></tr> <tr><td style="text-align: right;">13:</td><td style="text-align: right;">*10.6</td><td style="text-align: right;">↑</td></tr> <tr><td style="text-align: right;">14:</td><td style="text-align: right;">9.8</td><td style="text-align: right;">↑</td></tr> <tr><td style="text-align: right;">15:</td><td style="text-align: right;">10.3</td><td style="text-align: right;">↗</td></tr> <tr><td style="text-align: right;">16:</td><td style="text-align: right;">10.2</td><td style="text-align: right;">↗</td></tr> <tr><td style="text-align: right;">17:</td><td style="text-align: right;">10.4</td><td style="text-align: right;">→</td></tr> <tr><td style="text-align: right;">18:</td><td style="text-align: right;">*10.8</td><td style="text-align: right;">↑</td></tr> <tr><td style="text-align: right;">19:</td><td style="text-align: right;">10.0</td><td style="text-align: right;">→</td></tr> <tr><td style="text-align: right;">20:</td><td style="text-align: right;">10.5</td><td style="text-align: right;">↗</td></tr> <tr style="border-top: 1px solid black;"><td colspan="2" style="text-align: right;">Serie</td><td style="text-align: right;">98.0</td></tr> <tr><td colspan="2" style="text-align: right;">Total</td><td style="text-align: right;">198.0</td></tr> </table>	11:	*10.8	↑	12:	9.2	↗	13:	*10.6	↑	14:	9.8	↑	15:	10.3	↗	16:	10.2	↗	17:	10.4	→	18:	*10.8	↑	19:	10.0	→	20:	10.5	↗	Serie		98.0	Total		198.0
11:	*10.8	↑																																			
12:	9.2	↗																																			
13:	*10.6	↑																																			
14:	9.8	↑																																			
15:	10.3	↗																																			
16:	10.2	↗																																			
17:	10.4	→																																			
18:	*10.8	↑																																			
19:	10.0	→																																			
20:	10.5	↗																																			
Serie		98.0																																			
Total		198.0																																			

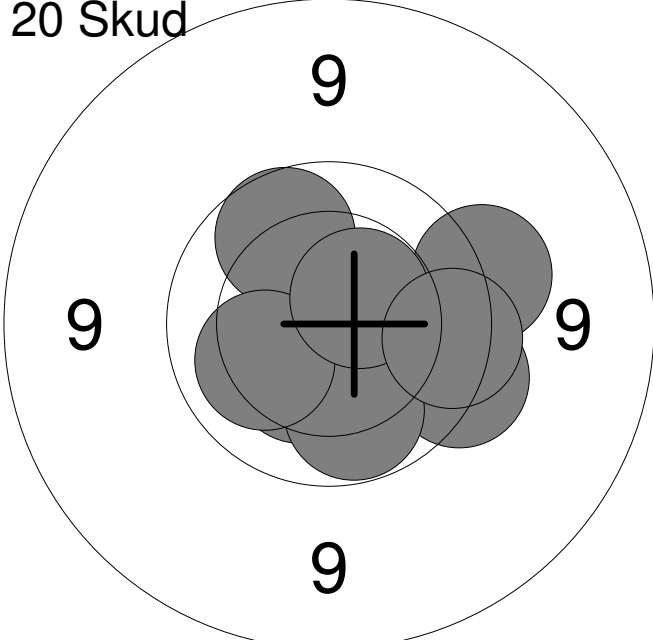
<p>Prøve</p>	<table style="width:100%; border-collapse: collapse;"> <tr><td style="width:10%;">1:</td><td style="width:15%;">8.8</td><td style="width:10%; text-align: right;">↙</td></tr> <tr><td>2:</td><td>9.4</td><td style="text-align: right;">↙</td></tr> <tr><td>3:</td><td>9.8</td><td style="text-align: right;">↗</td></tr> <tr><td>4:</td><td>*10.8</td><td style="text-align: right;">↖</td></tr> <tr><td>5:</td><td>*10.5</td><td style="text-align: right;">↗</td></tr> <tr><td>6:</td><td>*10.8</td><td style="text-align: right;">↖</td></tr> </table> <table border="1" style="width:100%; border-collapse: collapse; margin-top: 5px;"> <tr> <td style="width:80%;">Serie</td> <td style="text-align: right;">56.0</td> </tr> <tr> <td>Total</td> <td style="text-align: right;">0.0</td> </tr> </table>	1:	8.8	↙	2:	9.4	↙	3:	9.8	↗	4:	*10.8	↖	5:	*10.5	↗	6:	*10.8	↖	Serie	56.0	Total	0.0
1:	8.8	↙																					
2:	9.4	↙																					
3:	9.8	↗																					
4:	*10.8	↖																					
5:	*10.5	↗																					
6:	*10.8	↖																					
Serie	56.0																						
Total	0.0																						

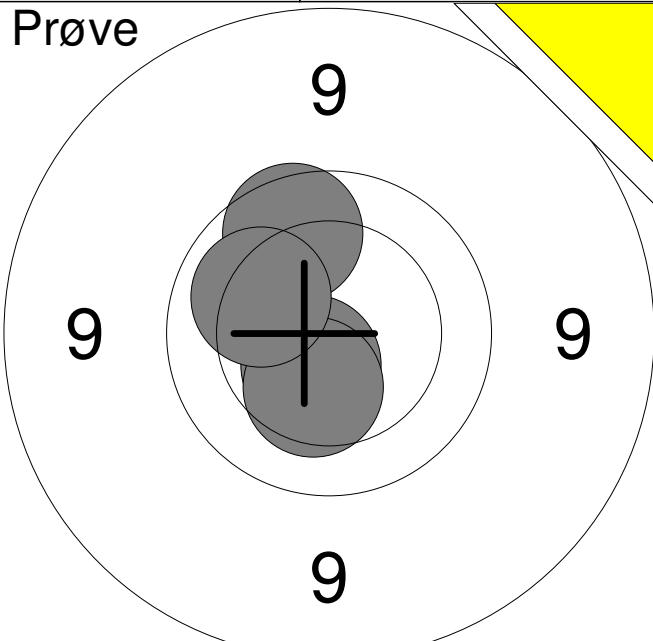
<p>20 Skud</p>	<table style="width:100%; border-collapse: collapse;"> <tr><td style="width:10%;">1:</td><td style="width:15%;">*10.6</td><td style="width:10%; text-align: right;">↖</td></tr> <tr><td>2:</td><td>10.3</td><td style="text-align: right;">↖</td></tr> <tr><td>3:</td><td>*10.8</td><td style="text-align: right;">←</td></tr> <tr><td>4:</td><td>10.3</td><td style="text-align: right;">↖</td></tr> <tr><td>5:</td><td>10.4</td><td style="text-align: right;">↖</td></tr> <tr><td>6:</td><td>10.3</td><td style="text-align: right;">↖</td></tr> <tr><td>7:</td><td>*10.7</td><td style="text-align: right;">↙</td></tr> <tr><td>8:</td><td>9.7</td><td style="text-align: right;">↗</td></tr> <tr><td>9:</td><td>10.4</td><td style="text-align: right;">↙</td></tr> <tr><td>10:</td><td>*10.7</td><td style="text-align: right;">↖</td></tr> </table> <table border="1" style="width:100%; border-collapse: collapse; margin-top: 5px;"> <tr> <td style="width:80%;">Serie</td> <td style="text-align: right;">99.0</td> </tr> <tr> <td>Total</td> <td style="text-align: right;">99.0</td> </tr> </table>	1:	*10.6	↖	2:	10.3	↖	3:	*10.8	←	4:	10.3	↖	5:	10.4	↖	6:	10.3	↖	7:	*10.7	↙	8:	9.7	↗	9:	10.4	↙	10:	*10.7	↖	Serie	99.0	Total	99.0
1:	*10.6	↖																																	
2:	10.3	↖																																	
3:	*10.8	←																																	
4:	10.3	↖																																	
5:	10.4	↖																																	
6:	10.3	↖																																	
7:	*10.7	↙																																	
8:	9.7	↗																																	
9:	10.4	↙																																	
10:	*10.7	↖																																	
Serie	99.0																																		
Total	99.0																																		

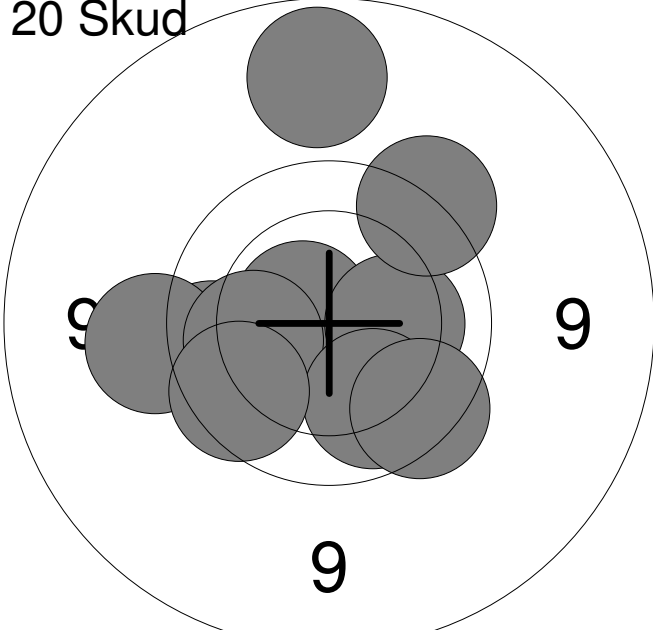
<p>20 Skud</p>	<table style="width:100%; border-collapse: collapse;"> <tr><td style="width:10%;">11:</td><td style="width:15%;">10.3</td><td style="width:10%; text-align: right;">↖</td></tr> <tr><td>12:</td><td>10.4</td><td style="text-align: right;">↖</td></tr> <tr><td>13:</td><td>*10.9</td><td style="text-align: right;">↖</td></tr> <tr><td>14:</td><td>9.8</td><td style="text-align: right;">↖</td></tr> <tr><td>15:</td><td>*10.7</td><td style="text-align: right;">↗</td></tr> <tr><td>16:</td><td>10.5</td><td style="text-align: right;">↙</td></tr> <tr><td>17:</td><td>*10.7</td><td style="text-align: right;">↖</td></tr> <tr><td>18:</td><td>*10.7</td><td style="text-align: right;">→</td></tr> <tr><td>19:</td><td>*10.8</td><td style="text-align: right;">→</td></tr> <tr><td>20:</td><td>*10.6</td><td style="text-align: right;">↖</td></tr> </table> <table border="1" style="width:100%; border-collapse: collapse; margin-top: 5px;"> <tr> <td style="width:80%;">Serie</td> <td style="text-align: right;">99.0</td> </tr> <tr> <td>Total</td> <td style="text-align: right;">198.0</td> </tr> </table>	11:	10.3	↖	12:	10.4	↖	13:	*10.9	↖	14:	9.8	↖	15:	*10.7	↗	16:	10.5	↙	17:	*10.7	↖	18:	*10.7	→	19:	*10.8	→	20:	*10.6	↖	Serie	99.0	Total	198.0
11:	10.3	↖																																	
12:	10.4	↖																																	
13:	*10.9	↖																																	
14:	9.8	↖																																	
15:	*10.7	↗																																	
16:	10.5	↙																																	
17:	*10.7	↖																																	
18:	*10.7	→																																	
19:	*10.8	→																																	
20:	*10.6	↖																																	
Serie	99.0																																		
Total	198.0																																		

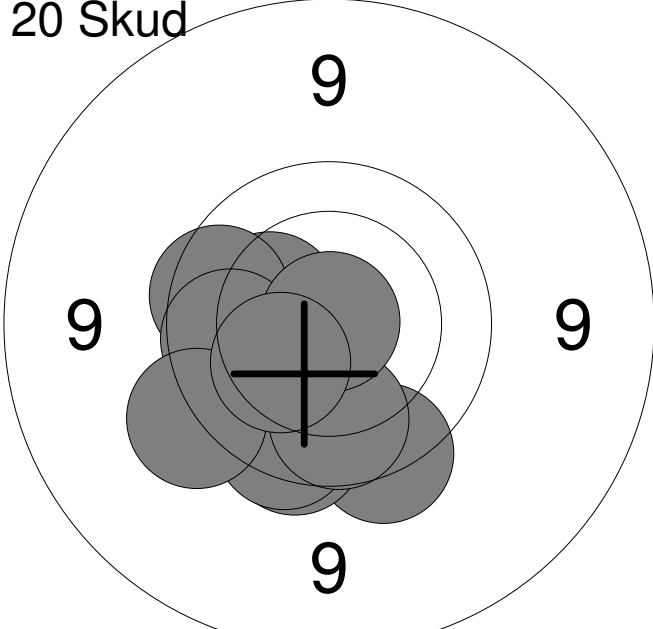
Prøve 	1: 9.8 ↘
	2: *10.7 ↗
	3: 9.2 ↘
	4: 9.5 ↘
	5: *10.6 →
	6: 9.7 ↙
	7: 10.4 ↙
Serie 66.0	
Total 0.0	

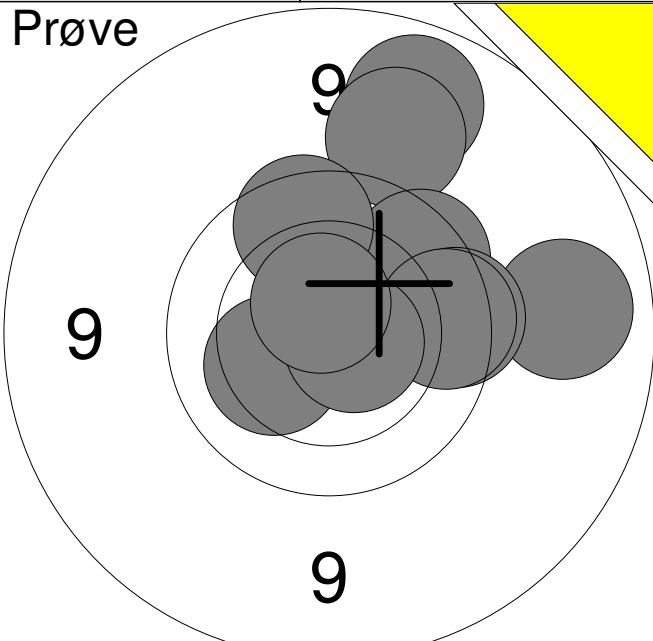
20 Skud 	1: 9.5 →
	2: 9.7 ↘
	3: 10.4 →
	4: 9.9 ↘
	5: 9.8 →
	6: 9.5 ↙
	7: 9.6 ↘
	8: 10.0 →
	9: *10.5 ↘
	10: 10.4 ↘
	Serie 94.0
Total 94.0	

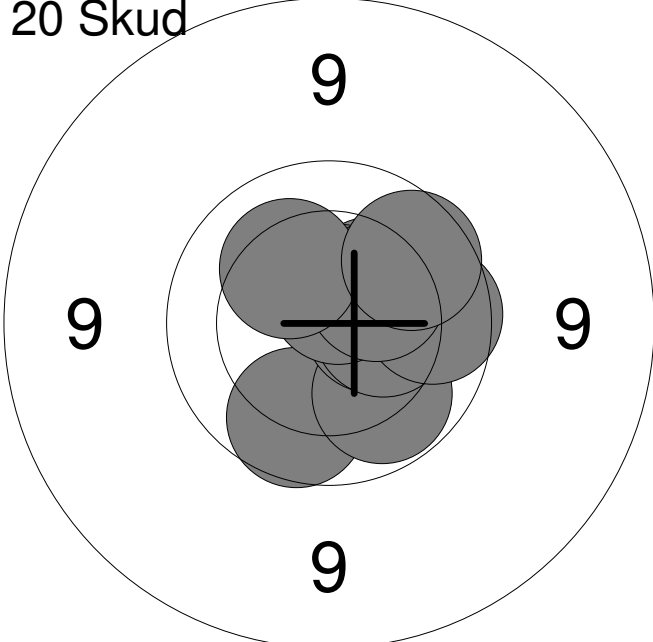
20 Skud 	11: 10.3 ↙
	12: *10.6 ↙
	13: 9.7 ↘
	14: 10.4 ↘
	15: 10.0 ↘
	16: 9.9 ↗
	17: 10.2 ↙
	18: 9.5 →
	19: *10.5 ↗
	20: 9.8 →
	Serie 96.0
Total 190.0	

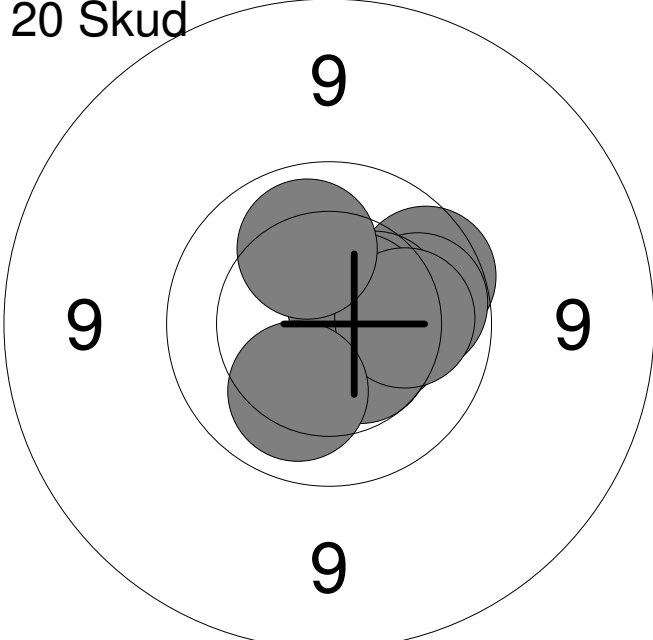
<p>Prøve</p> 	<table style="width:100%; border-collapse: collapse;"> <tr><td style="width:10%;">1:</td><td style="width:15%;">*10.6</td><td style="width:10%; text-align: right;">↙</td></tr> <tr><td>2:</td><td>10.3</td><td style="text-align: right;">↘</td></tr> <tr><td>3:</td><td>9.9</td><td style="text-align: right;">↗</td></tr> <tr><td>4:</td><td>10.1</td><td style="text-align: right;">↖</td></tr> </table> <table border="1" style="width:100%; border-collapse: collapse; margin-top: 5px;"> <tr> <td style="width:80%;">Serie</td> <td style="text-align: right;">39.0</td> </tr> <tr> <td>Total</td> <td style="text-align: right;">0.0</td> </tr> </table>	1:	*10.6	↙	2:	10.3	↘	3:	9.9	↗	4:	10.1	↖	Serie	39.0	Total	0.0
1:	*10.6	↙															
2:	10.3	↘															
3:	9.9	↗															
4:	10.1	↖															
Serie	39.0																
Total	0.0																

<p>20 Skud</p> 	<table style="width:100%; border-collapse: collapse;"> <tr><td style="width:10%;">1:</td><td style="width:15%;">*10.6</td><td style="width:10%; text-align: right;">↖</td></tr> <tr><td>2:</td><td>9.0</td><td style="text-align: right;">↑</td></tr> <tr><td>3:</td><td>9.8</td><td style="text-align: right;">↖</td></tr> <tr><td>4:</td><td>9.4</td><td style="text-align: right;">↖</td></tr> <tr><td>5:</td><td>10.1</td><td style="text-align: right;">↖</td></tr> <tr><td>6:</td><td>10.2</td><td style="text-align: right;">→</td></tr> <tr><td>7:</td><td>10.0</td><td style="text-align: right;">↘</td></tr> <tr><td>8:</td><td>9.6</td><td style="text-align: right;">↗</td></tr> <tr><td>9:</td><td>9.8</td><td style="text-align: right;">↘</td></tr> <tr><td>10:</td><td>9.8</td><td style="text-align: right;">↙</td></tr> </table> <table border="1" style="width:100%; border-collapse: collapse; margin-top: 5px;"> <tr> <td style="width:80%;">Serie</td> <td style="text-align: right;">94.0</td> </tr> <tr> <td>Total</td> <td style="text-align: right;">94.0</td> </tr> </table>	1:	*10.6	↖	2:	9.0	↑	3:	9.8	↖	4:	9.4	↖	5:	10.1	↖	6:	10.2	→	7:	10.0	↘	8:	9.6	↗	9:	9.8	↘	10:	9.8	↙	Serie	94.0	Total	94.0
1:	*10.6	↖																																	
2:	9.0	↑																																	
3:	9.8	↖																																	
4:	9.4	↖																																	
5:	10.1	↖																																	
6:	10.2	→																																	
7:	10.0	↘																																	
8:	9.6	↗																																	
9:	9.8	↘																																	
10:	9.8	↙																																	
Serie	94.0																																		
Total	94.0																																		

<p>20 Skud</p> 	<table style="width:100%; border-collapse: collapse;"> <tr><td style="width:10%;">11:</td><td style="width:15%;">10.3</td><td style="width:10%; text-align: right;">↖</td></tr> <tr><td>12:</td><td>9.7</td><td style="text-align: right;">↘</td></tr> <tr><td>13:</td><td>9.8</td><td style="text-align: right;">↖</td></tr> <tr><td>14:</td><td>9.7</td><td style="text-align: right;">↘</td></tr> <tr><td>15:</td><td>9.8</td><td style="text-align: right;">↘</td></tr> <tr><td>16:</td><td>9.9</td><td style="text-align: right;">↘</td></tr> <tr><td>17:</td><td>9.9</td><td style="text-align: right;">↖</td></tr> <tr><td>18:</td><td>*10.9</td><td style="text-align: right;">↑</td></tr> <tr><td>19:</td><td>9.5</td><td style="text-align: right;">↖</td></tr> <tr><td>20:</td><td>10.3</td><td style="text-align: right;">↙</td></tr> </table> <table border="1" style="width:100%; border-collapse: collapse; margin-top: 5px;"> <tr> <td style="width:80%;">Serie</td> <td style="text-align: right;">93.0</td> </tr> <tr> <td>Total</td> <td style="text-align: right;">187.0</td> </tr> </table>	11:	10.3	↖	12:	9.7	↘	13:	9.8	↖	14:	9.7	↘	15:	9.8	↘	16:	9.9	↘	17:	9.9	↖	18:	*10.9	↑	19:	9.5	↖	20:	10.3	↙	Serie	93.0	Total	187.0
11:	10.3	↖																																	
12:	9.7	↘																																	
13:	9.8	↖																																	
14:	9.7	↘																																	
15:	9.8	↘																																	
16:	9.9	↘																																	
17:	9.9	↖																																	
18:	*10.9	↑																																	
19:	9.5	↖																																	
20:	10.3	↙																																	
Serie	93.0																																		
Total	187.0																																		

<p>Prøve</p> 	<table style="width:100%; border-collapse: collapse;"> <tr><td style="text-align: right;">1:</td><td style="text-align: right;">9.0</td><td style="text-align: right;">↗</td></tr> <tr><td style="text-align: right;">2:</td><td style="text-align: right;">9.2</td><td style="text-align: right;">↗</td></tr> <tr><td style="text-align: right;">3:</td><td style="text-align: right;">9.1</td><td style="text-align: right;">→</td></tr> <tr><td style="text-align: right;">4:</td><td style="text-align: right;">9.8</td><td style="text-align: right;">↗</td></tr> <tr><td style="text-align: right;">5:</td><td style="text-align: right;">9.7</td><td style="text-align: right;">→</td></tr> <tr><td style="text-align: right;">6:</td><td style="text-align: right;">9.8</td><td style="text-align: right;">↖</td></tr> <tr><td style="text-align: right;">7:</td><td style="text-align: right;">9.8</td><td style="text-align: right;">→</td></tr> <tr><td style="text-align: right;">8:</td><td style="text-align: right;">10.3</td><td style="text-align: right;">↖</td></tr> <tr><td style="text-align: right;">9:</td><td style="text-align: right;">*10.7</td><td style="text-align: right;">→</td></tr> <tr><td style="text-align: right;">10:</td><td style="text-align: right;">*10.6</td><td style="text-align: right;">↖</td></tr> <tr><td colspan="2">Serie</td><td style="text-align: right;">93.0</td></tr> <tr><td colspan="2">Total</td><td style="text-align: right;">0.0</td></tr> </table>	1:	9.0	↗	2:	9.2	↗	3:	9.1	→	4:	9.8	↗	5:	9.7	→	6:	9.8	↖	7:	9.8	→	8:	10.3	↖	9:	*10.7	→	10:	*10.6	↖	Serie		93.0	Total		0.0
1:	9.0	↗																																			
2:	9.2	↗																																			
3:	9.1	→																																			
4:	9.8	↗																																			
5:	9.7	→																																			
6:	9.8	↖																																			
7:	9.8	→																																			
8:	10.3	↖																																			
9:	*10.7	→																																			
10:	*10.6	↖																																			
Serie		93.0																																			
Total		0.0																																			

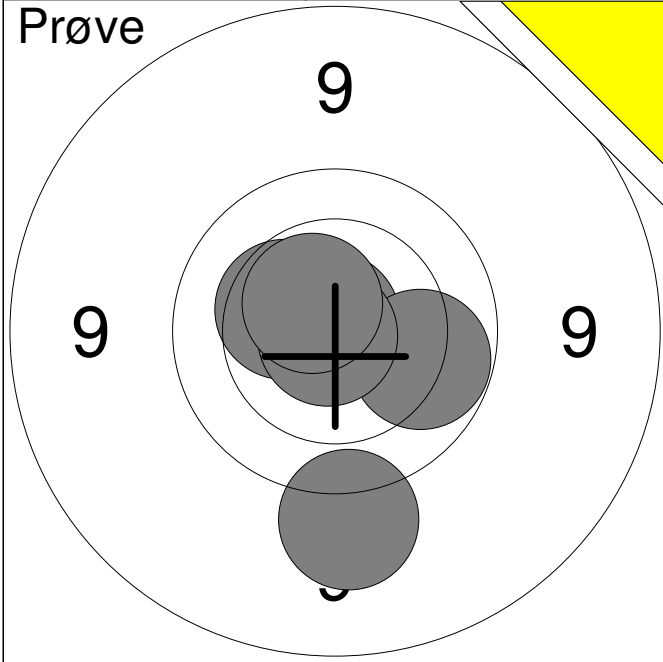
<p>20 Skud</p> 	<table style="width:100%; border-collapse: collapse;"> <tr><td style="text-align: right;">1:</td><td style="text-align: right;">9.9</td><td style="text-align: right;">↘</td></tr> <tr><td style="text-align: right;">2:</td><td style="text-align: right;">10.0</td><td style="text-align: right;">↘</td></tr> <tr><td style="text-align: right;">3:</td><td style="text-align: right;">10.5</td><td style="text-align: right;">→</td></tr> <tr><td style="text-align: right;">4:</td><td style="text-align: right;">10.4</td><td style="text-align: right;">→</td></tr> <tr><td style="text-align: right;">5:</td><td style="text-align: right;">10.3</td><td style="text-align: right;">↗</td></tr> <tr><td style="text-align: right;">6:</td><td style="text-align: right;">*10.6</td><td style="text-align: right;">↖</td></tr> <tr><td style="text-align: right;">7:</td><td style="text-align: right;">9.9</td><td style="text-align: right;">→</td></tr> <tr><td style="text-align: right;">8:</td><td style="text-align: right;">10.3</td><td style="text-align: right;">↗</td></tr> <tr><td style="text-align: right;">9:</td><td style="text-align: right;">10.2</td><td style="text-align: right;">↖</td></tr> <tr><td style="text-align: right;">10:</td><td style="text-align: right;">9.9</td><td style="text-align: right;">↗</td></tr> <tr><td colspan="2">Serie</td><td style="text-align: right;">97.0</td></tr> <tr><td colspan="2">Total</td><td style="text-align: right;">97.0</td></tr> </table>	1:	9.9	↘	2:	10.0	↘	3:	10.5	→	4:	10.4	→	5:	10.3	↗	6:	*10.6	↖	7:	9.9	→	8:	10.3	↗	9:	10.2	↖	10:	9.9	↗	Serie		97.0	Total		97.0
1:	9.9	↘																																			
2:	10.0	↘																																			
3:	10.5	→																																			
4:	10.4	→																																			
5:	10.3	↗																																			
6:	*10.6	↖																																			
7:	9.9	→																																			
8:	10.3	↗																																			
9:	10.2	↖																																			
10:	9.9	↗																																			
Serie		97.0																																			
Total		97.0																																			

<p>20 Skud</p> 	<table style="width:100%; border-collapse: collapse;"> <tr><td style="text-align: right;">11:</td><td style="text-align: right;">10.2</td><td style="text-align: right;">→</td></tr> <tr><td style="text-align: right;">12:</td><td style="text-align: right;">9.9</td><td style="text-align: right;">↗</td></tr> <tr><td style="text-align: right;">13:</td><td style="text-align: right;">10.4</td><td style="text-align: right;">→</td></tr> <tr><td style="text-align: right;">14:</td><td style="text-align: right;">10.0</td><td style="text-align: right;">→</td></tr> <tr><td style="text-align: right;">15:</td><td style="text-align: right;">10.5</td><td style="text-align: right;">↘</td></tr> <tr><td style="text-align: right;">16:</td><td style="text-align: right;">10.4</td><td style="text-align: right;">↗</td></tr> <tr><td style="text-align: right;">17:</td><td style="text-align: right;">*10.6</td><td style="text-align: right;">↗</td></tr> <tr><td style="text-align: right;">18:</td><td style="text-align: right;">10.1</td><td style="text-align: right;">→</td></tr> <tr><td style="text-align: right;">19:</td><td style="text-align: right;">10.2</td><td style="text-align: right;">↘</td></tr> <tr><td style="text-align: right;">20:</td><td style="text-align: right;">10.1</td><td style="text-align: right;">↖</td></tr> <tr><td colspan="2">Serie</td><td style="text-align: right;">99.0</td></tr> <tr><td colspan="2">Total</td><td style="text-align: right;">196.0</td></tr> </table>	11:	10.2	→	12:	9.9	↗	13:	10.4	→	14:	10.0	→	15:	10.5	↘	16:	10.4	↗	17:	*10.6	↗	18:	10.1	→	19:	10.2	↘	20:	10.1	↖	Serie		99.0	Total		196.0
11:	10.2	→																																			
12:	9.9	↗																																			
13:	10.4	→																																			
14:	10.0	→																																			
15:	10.5	↘																																			
16:	10.4	↗																																			
17:	*10.6	↗																																			
18:	10.1	→																																			
19:	10.2	↘																																			
20:	10.1	↖																																			
Serie		99.0																																			
Total		196.0																																			

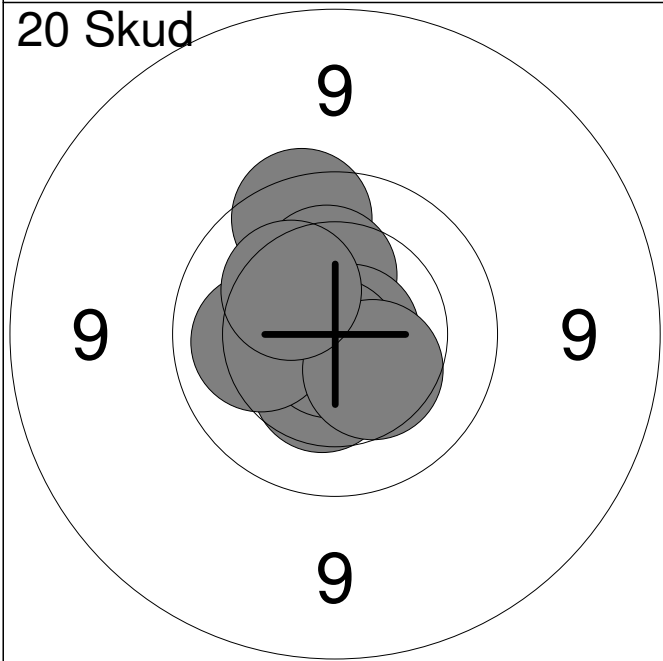
<p>Prøve</p>	<table style="width:100%; border-collapse: collapse;"> <tr><td>1:</td><td>10.2</td><td>↙</td></tr> <tr><td>2:</td><td>9.9</td><td>↓</td></tr> <tr><td>3:</td><td>10.3</td><td>↙</td></tr> <tr><td>4:</td><td>10.1</td><td>↘</td></tr> <tr><td>5:</td><td>*10.5</td><td>↗</td></tr> <tr><td>6:</td><td>10.5</td><td>↓</td></tr> <tr><td>7:</td><td>10.3</td><td>↓</td></tr> <tr><td>8:</td><td>10.2</td><td>↙</td></tr> <tr><td>9:</td><td>10.4</td><td>→</td></tr> </table>	1:	10.2	↙	2:	9.9	↓	3:	10.3	↙	4:	10.1	↘	5:	*10.5	↗	6:	10.5	↓	7:	10.3	↓	8:	10.2	↙	9:	10.4	→
1:	10.2	↙																										
2:	9.9	↓																										
3:	10.3	↙																										
4:	10.1	↘																										
5:	*10.5	↗																										
6:	10.5	↓																										
7:	10.3	↓																										
8:	10.2	↙																										
9:	10.4	→																										
<table style="width:100%; border-collapse: collapse;"> <tr> <td style="width:80%;">Serie</td> <td style="text-align: right;">89.0</td> </tr> <tr> <td>Total</td> <td style="text-align: right;">0.0</td> </tr> </table>		Serie	89.0	Total	0.0																							
Serie	89.0																											
Total	0.0																											

<p>20 Skud</p>	<table style="width:100%; border-collapse: collapse;"> <tr><td>1:</td><td>*10.5</td><td>↓</td></tr> <tr><td>2:</td><td>10.5</td><td>↙</td></tr> <tr><td>3:</td><td>*10.9</td><td>→</td></tr> <tr><td>4:</td><td>10.1</td><td>↘</td></tr> <tr><td>5:</td><td>*10.5</td><td>→</td></tr> <tr><td>6:</td><td>*10.5</td><td>↗</td></tr> <tr><td>7:</td><td>*10.5</td><td>↓</td></tr> <tr><td>8:</td><td>*10.8</td><td>←</td></tr> <tr><td>9:</td><td>*10.5</td><td>←</td></tr> <tr><td>10:</td><td>10.4</td><td>←</td></tr> </table>	1:	*10.5	↓	2:	10.5	↙	3:	*10.9	→	4:	10.1	↘	5:	*10.5	→	6:	*10.5	↗	7:	*10.5	↓	8:	*10.8	←	9:	*10.5	←	10:	10.4	←
1:	*10.5	↓																													
2:	10.5	↙																													
3:	*10.9	→																													
4:	10.1	↘																													
5:	*10.5	→																													
6:	*10.5	↗																													
7:	*10.5	↓																													
8:	*10.8	←																													
9:	*10.5	←																													
10:	10.4	←																													
<table style="width:100%; border-collapse: collapse;"> <tr> <td style="width:80%;">Serie</td> <td style="text-align: right;">100.0</td> </tr> <tr> <td>Total</td> <td style="text-align: right;">100.0</td> </tr> </table>		Serie	100.0	Total	100.0																										
Serie	100.0																														
Total	100.0																														

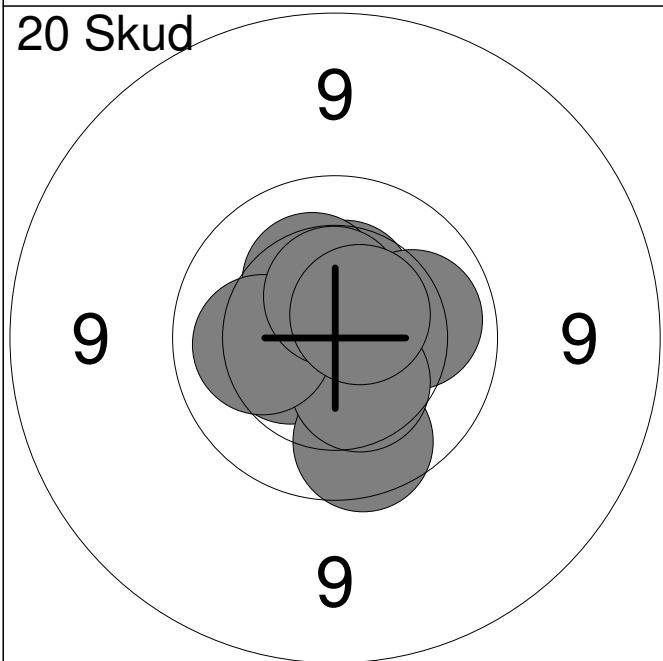
<p>20 Skud</p>	<table style="width:100%; border-collapse: collapse;"> <tr><td>11:</td><td>10.1</td><td>↙</td></tr> <tr><td>12:</td><td>*10.6</td><td>↗</td></tr> <tr><td>13:</td><td>*10.6</td><td>←</td></tr> <tr><td>14:</td><td>10.1</td><td>←</td></tr> <tr><td>15:</td><td>*10.8</td><td>←</td></tr> <tr><td>16:</td><td>9.8</td><td>↑</td></tr> <tr><td>17:</td><td>9.9</td><td>↑</td></tr> <tr><td>18:</td><td>10.4</td><td>←</td></tr> <tr><td>19:</td><td>10.4</td><td>↙</td></tr> <tr><td>20:</td><td>10.4</td><td>←</td></tr> </table>	11:	10.1	↙	12:	*10.6	↗	13:	*10.6	←	14:	10.1	←	15:	*10.8	←	16:	9.8	↑	17:	9.9	↑	18:	10.4	←	19:	10.4	↙	20:	10.4	←
11:	10.1	↙																													
12:	*10.6	↗																													
13:	*10.6	←																													
14:	10.1	←																													
15:	*10.8	←																													
16:	9.8	↑																													
17:	9.9	↑																													
18:	10.4	←																													
19:	10.4	↙																													
20:	10.4	←																													
<table style="width:100%; border-collapse: collapse;"> <tr> <td style="width:80%;">Serie</td> <td style="text-align: right;">98.0</td> </tr> <tr> <td>Total</td> <td style="text-align: right;">198.0</td> </tr> </table>		Serie	98.0	Total	198.0																										
Serie	98.0																														
Total	198.0																														



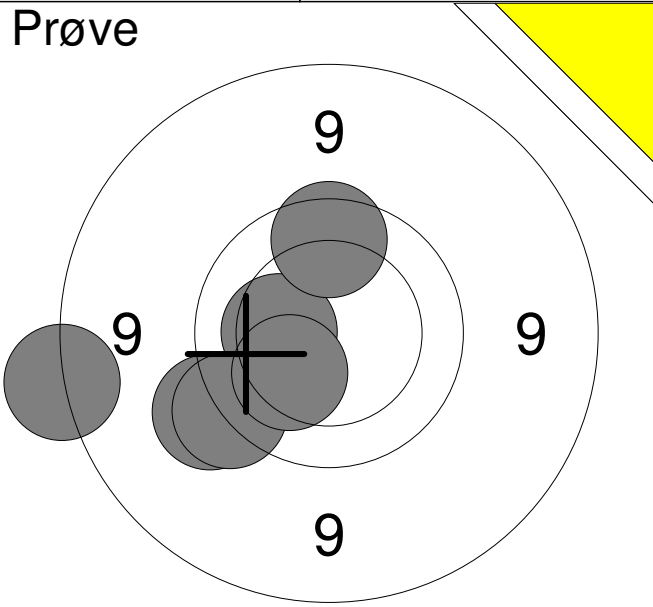
1:	9.4	↓
2:	*10.8	↗
3:	10.0	↘
4:	10.4	↗
5:	*10.9	↖
6:	*10.6	↗
Serie		59.0
Total		0.0

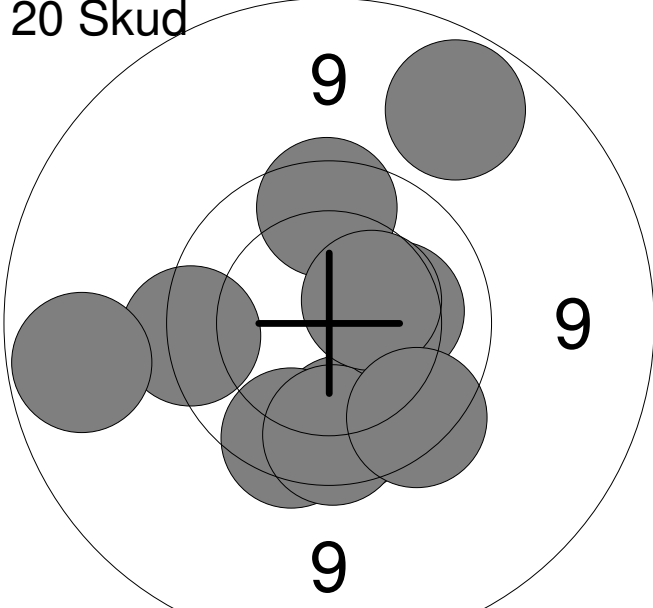


1:	10.4	↓
2:	*10.6	↗
3:	9.8	↗
4:	*10.8	↘
5:	10.3	↗
6:	*10.8	→
7:	*10.8	↓
8:	10.1	←
9:	10.4	↘
10:	10.3	↗
Serie		99.0
Total		99.0

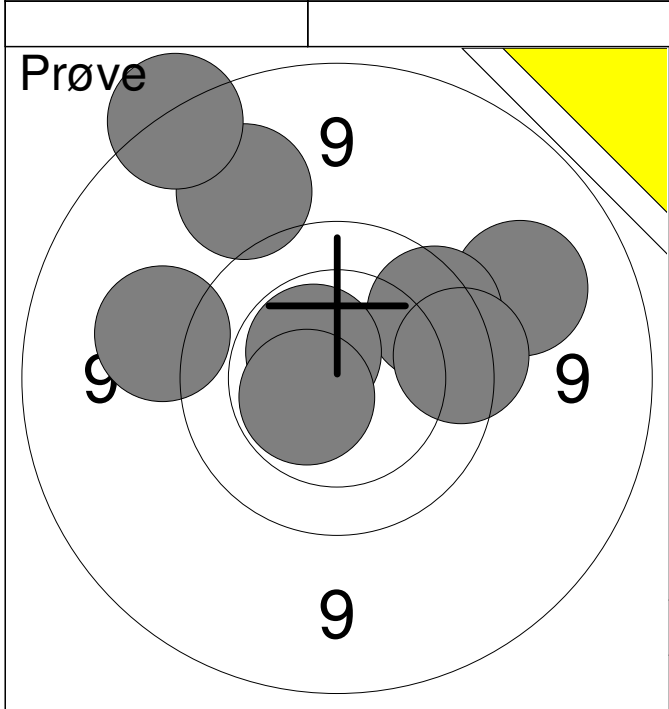


11:	10.4	↗
12:	10.1	→
13:	10.4	←
14:	10.5	↗
15:	10.3	↗
16:	9.9	↓
17:	10.4	↓
18:	10.2	←
19:	*10.5	↗
20:	*10.6	↗
Serie		99.0
Total		198.0

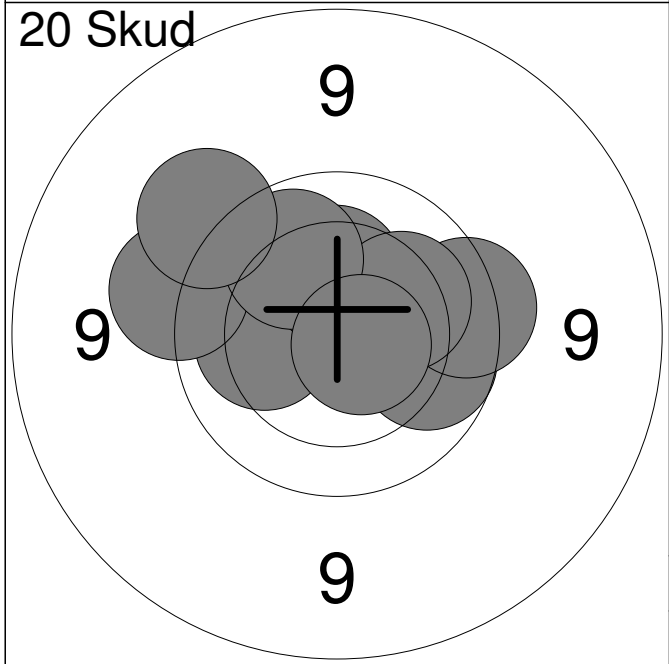
<p>Prøve</p> 	<table style="width:100%; border-collapse: collapse;"> <tr><td style="width:10%;">1:</td><td style="width:20%;">9.5</td><td style="width:10%; text-align: right;">↙</td></tr> <tr><td>2:</td><td>8.7</td><td style="text-align: right;">←</td></tr> <tr><td>3:</td><td>10.3</td><td style="text-align: right;">←</td></tr> <tr><td>4:</td><td>9.8</td><td style="text-align: right;">↑</td></tr> <tr><td>5:</td><td>9.6</td><td style="text-align: right;">↙</td></tr> <tr><td>6:</td><td>10.2</td><td style="text-align: right;">↙</td></tr> </table>	1:	9.5	↙	2:	8.7	←	3:	10.3	←	4:	9.8	↑	5:	9.6	↙	6:	10.2	↙
1:	9.5	↙																	
2:	8.7	←																	
3:	10.3	←																	
4:	9.8	↑																	
5:	9.6	↙																	
6:	10.2	↙																	
<table style="width:100%; border-collapse: collapse;"> <tr> <td style="width:10%; text-align: right;">Serie</td> <td style="width:80%;"></td> <td style="width:10%; text-align: right;">55.0</td> </tr> <tr> <td style="text-align: right;">Total</td> <td></td> <td style="text-align: right;">0.0</td> </tr> </table>		Serie		55.0	Total		0.0												
Serie		55.0																	
Total		0.0																	

<p>20 Skud</p> 	<table style="width:100%; border-collapse: collapse;"> <tr><td style="width:10%;">1:</td><td style="width:20%;">9.7</td><td style="width:10%; text-align: right;">←</td></tr> <tr><td>2:</td><td>9.9</td><td style="text-align: right;">↓</td></tr> <tr><td>3:</td><td>9.8</td><td style="text-align: right;">↓</td></tr> <tr><td>4:</td><td>9.8</td><td style="text-align: right;">↓</td></tr> <tr><td>5:</td><td>10.2</td><td style="text-align: right;">→</td></tr> <tr><td>6:</td><td>9.8</td><td style="text-align: right;">↑</td></tr> <tr><td>7:</td><td>9.0</td><td style="text-align: right;">↗</td></tr> <tr><td>8:</td><td>10.4</td><td style="text-align: right;">↗</td></tr> <tr><td>9:</td><td>9.7</td><td style="text-align: right;">↓</td></tr> <tr><td>10:</td><td>9.0</td><td style="text-align: right;">←</td></tr> </table>	1:	9.7	←	2:	9.9	↓	3:	9.8	↓	4:	9.8	↓	5:	10.2	→	6:	9.8	↑	7:	9.0	↗	8:	10.4	↗	9:	9.7	↓	10:	9.0	←
1:	9.7	←																													
2:	9.9	↓																													
3:	9.8	↓																													
4:	9.8	↓																													
5:	10.2	→																													
6:	9.8	↑																													
7:	9.0	↗																													
8:	10.4	↗																													
9:	9.7	↓																													
10:	9.0	←																													
<table style="width:100%; border-collapse: collapse;"> <tr> <td style="width:10%; text-align: right;">Serie</td> <td style="width:80%;"></td> <td style="width:10%; text-align: right;">92.0</td> </tr> <tr> <td style="text-align: right;">Total</td> <td></td> <td style="text-align: right;">92.0</td> </tr> </table>		Serie		92.0	Total		92.0																								
Serie		92.0																													
Total		92.0																													

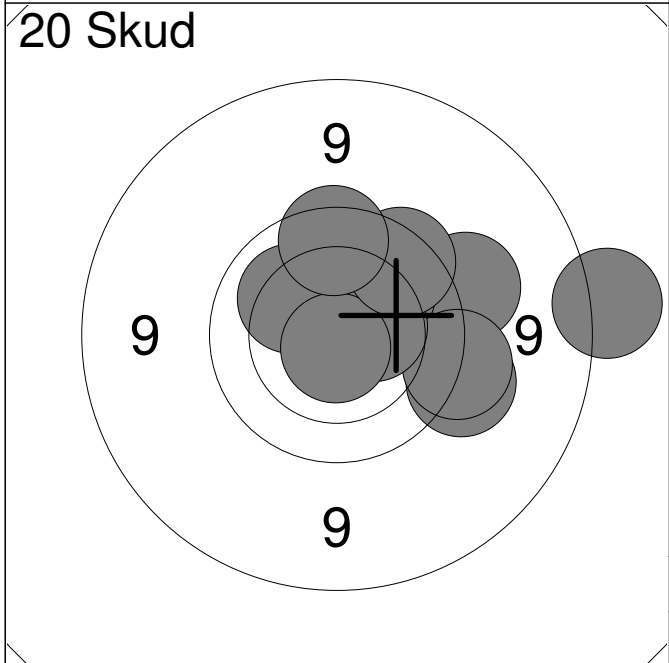
<p>20 Skud</p> 	<table style="width:100%; border-collapse: collapse;"> <tr><td style="width:10%;">11:</td><td style="width:20%;">9.7</td><td style="width:10%; text-align: right;">↗</td></tr> <tr><td>12:</td><td>8.9</td><td style="text-align: right;">↙</td></tr> <tr><td>13:</td><td>*10.7</td><td style="text-align: right;">↙</td></tr> <tr><td>14:</td><td>9.7</td><td style="text-align: right;">↓</td></tr> <tr><td>15:</td><td>10.3</td><td style="text-align: right;">↗</td></tr> <tr><td>16:</td><td>9.5</td><td style="text-align: right;">←</td></tr> <tr><td>17:</td><td>*10.9</td><td style="text-align: right;">↙</td></tr> <tr><td>18:</td><td>9.7</td><td style="text-align: right;">↙</td></tr> <tr><td>19:</td><td>9.5</td><td style="text-align: right;">→</td></tr> <tr><td>20:</td><td>9.2</td><td style="text-align: right;">↗</td></tr> </table>	11:	9.7	↗	12:	8.9	↙	13:	*10.7	↙	14:	9.7	↓	15:	10.3	↗	16:	9.5	←	17:	*10.9	↙	18:	9.7	↙	19:	9.5	→	20:	9.2	↗
11:	9.7	↗																													
12:	8.9	↙																													
13:	*10.7	↙																													
14:	9.7	↓																													
15:	10.3	↗																													
16:	9.5	←																													
17:	*10.9	↙																													
18:	9.7	↙																													
19:	9.5	→																													
20:	9.2	↗																													
<table style="width:100%; border-collapse: collapse;"> <tr> <td style="width:10%; text-align: right;">Serie</td> <td style="width:80%;"></td> <td style="width:10%; text-align: right;">92.0</td> </tr> <tr> <td style="text-align: right;">Total</td> <td></td> <td style="text-align: right;">184.0</td> </tr> </table>		Serie		92.0	Total		184.0																								
Serie		92.0																													
Total		184.0																													



1:	9.2	↗
2:	9.4	↖
3:	8.7	↗
4:	9.2	↗
5:	9.8	↗
6:	*10.6	↗
7:	*10.6	↖
8:	9.7	→
Serie		73.0
Total		0.0



1:	*10.7	→
2:	9.9	→
3:	10.2	←
4:	9.5	←
5:	10.3	↑
6:	9.7	→
7:	10.2	↗
8:	10.0	↗
9:	*10.7	↘
10:	9.4	↗
Serie		96.0
Total		96.0

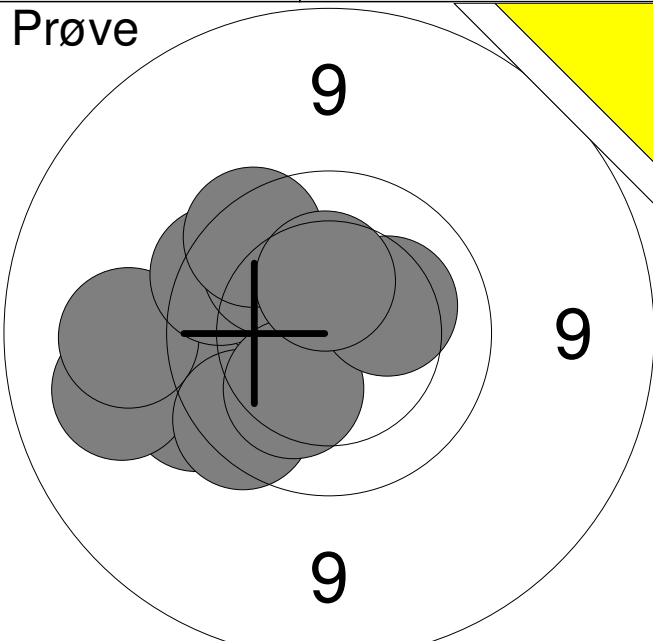


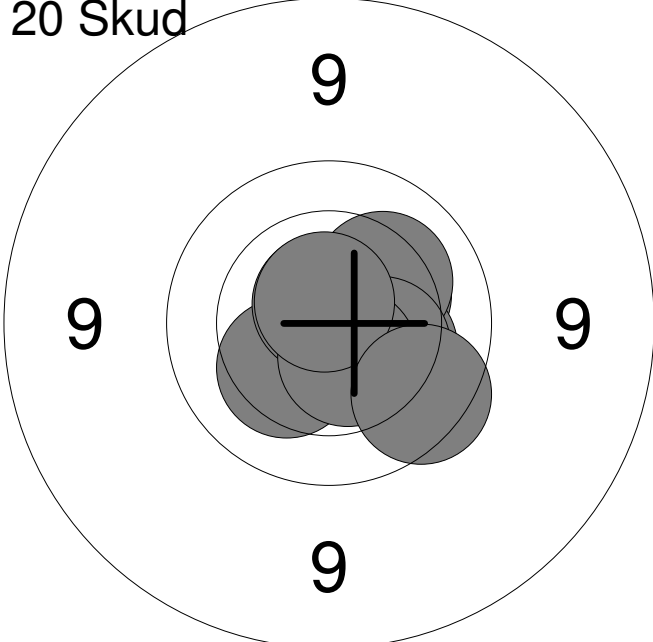
11:	9.4	→
12:	10.1	↗
13:	10.2	↗
14:	9.5	→
15:	9.6	→
16:	8.6	→
17:	10.4	↗
18:	*10.8	↓
19:	9.8	↗
20:	9.8	↑
Serie		93.0
Total		189.0

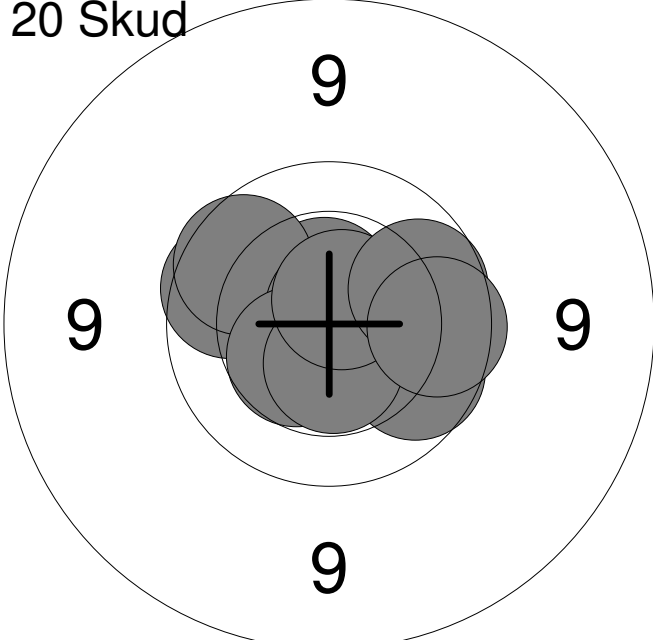
<p>Prøve</p>	<table style="width:100%; border-collapse: collapse;"> <tr><td style="text-align: right;">1:</td><td style="text-align: right;">7.6</td><td style="text-align: right;">→</td></tr> <tr><td style="text-align: right;">2:</td><td style="text-align: right;">9.5</td><td style="text-align: right;">↘</td></tr> <tr><td style="text-align: right;">3:</td><td style="text-align: right;">8.3</td><td style="text-align: right;">←</td></tr> <tr><td style="text-align: right;">4:</td><td style="text-align: right;">9.8</td><td style="text-align: right;">↗</td></tr> <tr><td style="text-align: right;">5:</td><td style="text-align: right;">*10.7</td><td style="text-align: right;">↘</td></tr> <tr><td style="text-align: right;">6:</td><td style="text-align: right;">8.8</td><td style="text-align: right;">→</td></tr> <tr><td style="text-align: right;">7:</td><td style="text-align: right;">9.1</td><td style="text-align: right;">↖</td></tr> <tr><td style="text-align: right;">8:</td><td style="text-align: right;">9.9</td><td style="text-align: right;">↖</td></tr> <tr><td style="text-align: right;">9:</td><td style="text-align: right;">10.3</td><td style="text-align: right;">↘</td></tr> <tr><td style="text-align: right;">10:</td><td style="text-align: right;">9.1</td><td style="text-align: right;">→</td></tr> </table> <table border="1" style="width:100%; border-collapse: collapse; margin-top: 5px;"> <tr> <td style="width:80%;">Serie</td> <td style="text-align: right;">88.0</td> </tr> <tr> <td>Total</td> <td style="text-align: right;">0.0</td> </tr> </table>	1:	7.6	→	2:	9.5	↘	3:	8.3	←	4:	9.8	↗	5:	*10.7	↘	6:	8.8	→	7:	9.1	↖	8:	9.9	↖	9:	10.3	↘	10:	9.1	→	Serie	88.0	Total	0.0
1:	7.6	→																																	
2:	9.5	↘																																	
3:	8.3	←																																	
4:	9.8	↗																																	
5:	*10.7	↘																																	
6:	8.8	→																																	
7:	9.1	↖																																	
8:	9.9	↖																																	
9:	10.3	↘																																	
10:	9.1	→																																	
Serie	88.0																																		
Total	0.0																																		

<p>20 Skud</p>	<table style="width:100%; border-collapse: collapse;"> <tr><td style="text-align: right;">1:</td><td style="text-align: right;">*10.6</td><td style="text-align: right;">←</td></tr> <tr><td style="text-align: right;">2:</td><td style="text-align: right;">9.8</td><td style="text-align: right;">↘</td></tr> <tr><td style="text-align: right;">3:</td><td style="text-align: right;">9.5</td><td style="text-align: right;">↘</td></tr> <tr><td style="text-align: right;">4:</td><td style="text-align: right;">8.3</td><td style="text-align: right;">←</td></tr> <tr><td style="text-align: right;">5:</td><td style="text-align: right;">9.5</td><td style="text-align: right;">↗</td></tr> <tr><td style="text-align: right;">6:</td><td style="text-align: right;">7.5</td><td style="text-align: right;">↘</td></tr> <tr><td style="text-align: right;">7:</td><td style="text-align: right;">8.9</td><td style="text-align: right;">↖</td></tr> <tr><td style="text-align: right;">8:</td><td style="text-align: right;">9.6</td><td style="text-align: right;">↖</td></tr> <tr><td style="text-align: right;">9:</td><td style="text-align: right;">10.4</td><td style="text-align: right;">↘</td></tr> <tr><td style="text-align: right;">10:</td><td style="text-align: right;">9.1</td><td style="text-align: right;">↖</td></tr> </table> <table border="1" style="width:100%; border-collapse: collapse; margin-top: 5px;"> <tr> <td style="width:80%;">Serie</td> <td style="text-align: right;">88.0</td> </tr> <tr> <td>Total</td> <td style="text-align: right;">88.0</td> </tr> </table>	1:	*10.6	←	2:	9.8	↘	3:	9.5	↘	4:	8.3	←	5:	9.5	↗	6:	7.5	↘	7:	8.9	↖	8:	9.6	↖	9:	10.4	↘	10:	9.1	↖	Serie	88.0	Total	88.0
1:	*10.6	←																																	
2:	9.8	↘																																	
3:	9.5	↘																																	
4:	8.3	←																																	
5:	9.5	↗																																	
6:	7.5	↘																																	
7:	8.9	↖																																	
8:	9.6	↖																																	
9:	10.4	↘																																	
10:	9.1	↖																																	
Serie	88.0																																		
Total	88.0																																		

<p>20 Skud</p>	<table style="width:100%; border-collapse: collapse;"> <tr><td style="text-align: right;">11:</td><td style="text-align: right;">8.6</td><td style="text-align: right;">←</td></tr> <tr><td style="text-align: right;">12:</td><td style="text-align: right;">9.7</td><td style="text-align: right;">↘</td></tr> <tr><td style="text-align: right;">13:</td><td style="text-align: right;">8.8</td><td style="text-align: right;">↗</td></tr> <tr><td style="text-align: right;">14:</td><td style="text-align: right;">8.9</td><td style="text-align: right;">↘</td></tr> <tr><td style="text-align: right;">15:</td><td style="text-align: right;">8.4</td><td style="text-align: right;">←</td></tr> <tr><td style="text-align: right;">16:</td><td style="text-align: right;">10.1</td><td style="text-align: right;">→</td></tr> <tr><td style="text-align: right;">17:</td><td style="text-align: right;">8.8</td><td style="text-align: right;">←</td></tr> <tr><td style="text-align: right;">18:</td><td style="text-align: right;">9.2</td><td style="text-align: right;">↗</td></tr> <tr><td style="text-align: right;">19:</td><td style="text-align: right;">9.9</td><td style="text-align: right;">↖</td></tr> <tr><td style="text-align: right;">20:</td><td style="text-align: right;">9.3</td><td style="text-align: right;">←</td></tr> </table> <table border="1" style="width:100%; border-collapse: collapse; margin-top: 5px;"> <tr> <td style="width:80%;">Serie</td> <td style="text-align: right;">86.0</td> </tr> <tr> <td>Total</td> <td style="text-align: right;">174.0</td> </tr> </table>	11:	8.6	←	12:	9.7	↘	13:	8.8	↗	14:	8.9	↘	15:	8.4	←	16:	10.1	→	17:	8.8	←	18:	9.2	↗	19:	9.9	↖	20:	9.3	←	Serie	86.0	Total	174.0
11:	8.6	←																																	
12:	9.7	↘																																	
13:	8.8	↗																																	
14:	8.9	↘																																	
15:	8.4	←																																	
16:	10.1	→																																	
17:	8.8	←																																	
18:	9.2	↗																																	
19:	9.9	↖																																	
20:	9.3	←																																	
Serie	86.0																																		
Total	174.0																																		

<p>Prøve</p> 	<table style="width:100%; border-collapse: collapse;"> <tr><td>1:</td><td>9.6</td><td>↙</td></tr> <tr><td>2:</td><td>9.2</td><td>↙</td></tr> <tr><td>3:</td><td>9.3</td><td>↙</td></tr> <tr><td>4:</td><td>9.8</td><td>↙</td></tr> <tr><td>5:</td><td>9.8</td><td>↗</td></tr> <tr><td>6:</td><td>10.0</td><td>↗</td></tr> <tr><td>7:</td><td>9.8</td><td>↗</td></tr> <tr><td>8:</td><td>10.2</td><td>↘</td></tr> <tr><td>9:</td><td>10.3</td><td>→</td></tr> <tr><td>10:</td><td>10.4</td><td>↑</td></tr> <tr style="border-top: 1px solid black;"><td colspan="2">Serie</td><td>94.0</td></tr> <tr><td colspan="2">Total</td><td>0.0</td></tr> </table>	1:	9.6	↙	2:	9.2	↙	3:	9.3	↙	4:	9.8	↙	5:	9.8	↗	6:	10.0	↗	7:	9.8	↗	8:	10.2	↘	9:	10.3	→	10:	10.4	↑	Serie		94.0	Total		0.0
1:	9.6	↙																																			
2:	9.2	↙																																			
3:	9.3	↙																																			
4:	9.8	↙																																			
5:	9.8	↗																																			
6:	10.0	↗																																			
7:	9.8	↗																																			
8:	10.2	↘																																			
9:	10.3	→																																			
10:	10.4	↑																																			
Serie		94.0																																			
Total		0.0																																			

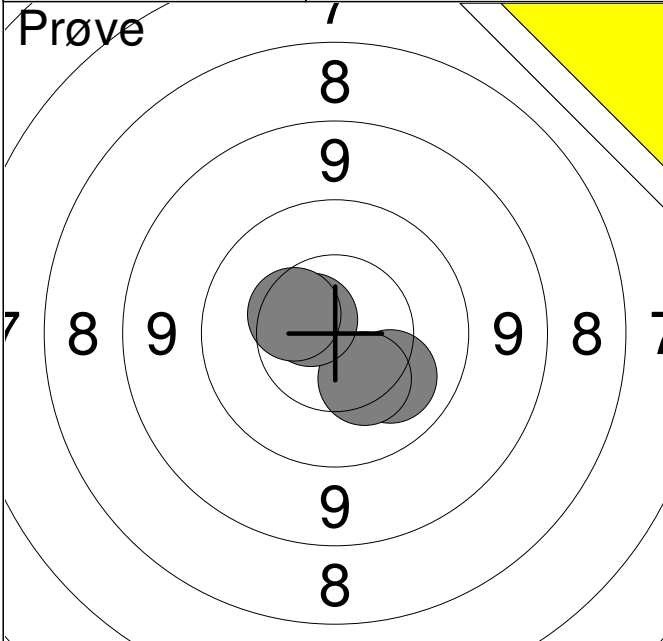
<p>20 Skud</p> 	<table style="width:100%; border-collapse: collapse;"> <tr><td>1:</td><td>*10.8</td><td>↗</td></tr> <tr><td>2:</td><td>10.3</td><td>↘</td></tr> <tr><td>3:</td><td>10.3</td><td>→</td></tr> <tr><td>4:</td><td>10.3</td><td>↘</td></tr> <tr><td>5:</td><td>10.2</td><td>↗</td></tr> <tr><td>6:</td><td>10.3</td><td>↘</td></tr> <tr><td>7:</td><td>*10.7</td><td>↗</td></tr> <tr><td>8:</td><td>*10.5</td><td>↘</td></tr> <tr><td>9:</td><td>*10.7</td><td>↑</td></tr> <tr><td>10:</td><td>9.8</td><td>↘</td></tr> <tr style="border-top: 1px solid black;"><td colspan="2">Serie</td><td>99.0</td></tr> <tr><td colspan="2">Total</td><td>99.0</td></tr> </table>	1:	*10.8	↗	2:	10.3	↘	3:	10.3	→	4:	10.3	↘	5:	10.2	↗	6:	10.3	↘	7:	*10.7	↗	8:	*10.5	↘	9:	*10.7	↑	10:	9.8	↘	Serie		99.0	Total		99.0
1:	*10.8	↗																																			
2:	10.3	↘																																			
3:	10.3	→																																			
4:	10.3	↘																																			
5:	10.2	↗																																			
6:	10.3	↘																																			
7:	*10.7	↗																																			
8:	*10.5	↘																																			
9:	*10.7	↑																																			
10:	9.8	↘																																			
Serie		99.0																																			
Total		99.0																																			

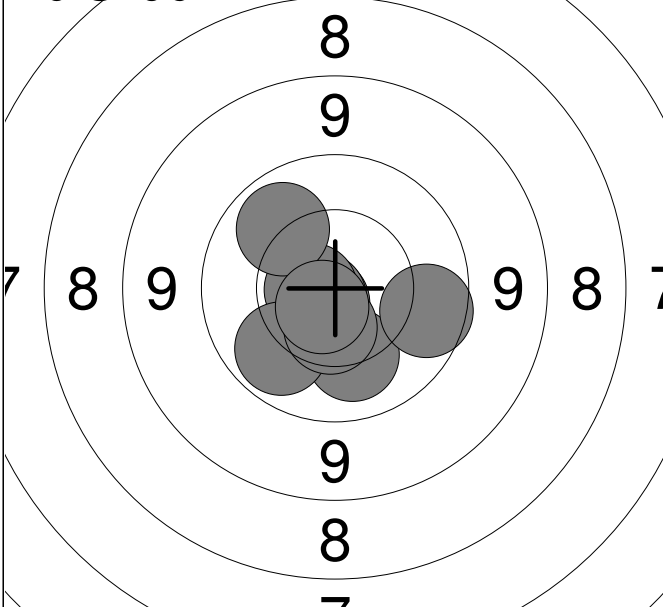
<p>20 Skud</p> 	<table style="width:100%; border-collapse: collapse;"> <tr><td>11:</td><td>*10.6</td><td>↑</td></tr> <tr><td>12:</td><td>9.9</td><td>↙</td></tr> <tr><td>13:</td><td>9.9</td><td>↗</td></tr> <tr><td>14:</td><td>*10.8</td><td>↗</td></tr> <tr><td>15:</td><td>9.9</td><td>↘</td></tr> <tr><td>16:</td><td>10.5</td><td>↘</td></tr> <tr><td>17:</td><td>*10.5</td><td>↓</td></tr> <tr><td>18:</td><td>*10.7</td><td>↗</td></tr> <tr><td>19:</td><td>9.9</td><td>→</td></tr> <tr><td>20:</td><td>9.9</td><td>→</td></tr> <tr style="border-top: 1px solid black;"><td colspan="2">Serie</td><td>95.0</td></tr> <tr><td colspan="2">Total</td><td>194.0</td></tr> </table>	11:	*10.6	↑	12:	9.9	↙	13:	9.9	↗	14:	*10.8	↗	15:	9.9	↘	16:	10.5	↘	17:	*10.5	↓	18:	*10.7	↗	19:	9.9	→	20:	9.9	→	Serie		95.0	Total		194.0
11:	*10.6	↑																																			
12:	9.9	↙																																			
13:	9.9	↗																																			
14:	*10.8	↗																																			
15:	9.9	↘																																			
16:	10.5	↘																																			
17:	*10.5	↓																																			
18:	*10.7	↗																																			
19:	9.9	→																																			
20:	9.9	→																																			
Serie		95.0																																			
Total		194.0																																			

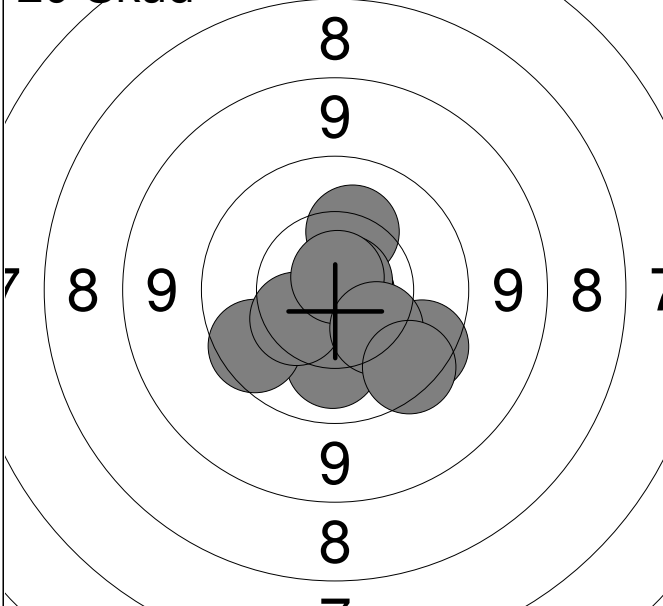
<p>Prøve</p>	<table style="width:100%; border-collapse: collapse;"> <tr><td style="width:10%;">1:</td><td style="width:10%;">7.7</td><td style="width:10%; text-align: right;">↘</td></tr> <tr><td>2:</td><td>*10.6</td><td style="text-align: right;">↘</td></tr> <tr><td>3:</td><td>10.3</td><td style="text-align: right;">↘</td></tr> <tr><td>4:</td><td>10.5</td><td style="text-align: right;">↗</td></tr> <tr><td>5:</td><td>*10.7</td><td style="text-align: right;">↗</td></tr> <tr><td>6:</td><td>10.0</td><td style="text-align: right;">↗</td></tr> <tr><td>7:</td><td>10.3</td><td style="text-align: right;">↗</td></tr> <tr><td>8:</td><td>10.2</td><td style="text-align: right;">↗</td></tr> <tr><td>9:</td><td>*10.9</td><td style="text-align: right;">↗</td></tr> <tr><td colspan="2">Serie</td><td style="text-align: right;">87.0</td></tr> <tr><td colspan="2">Total</td><td style="text-align: right;">0.0</td></tr> </table>	1:	7.7	↘	2:	*10.6	↘	3:	10.3	↘	4:	10.5	↗	5:	*10.7	↗	6:	10.0	↗	7:	10.3	↗	8:	10.2	↗	9:	*10.9	↗	Serie		87.0	Total		0.0
1:	7.7	↘																																
2:	*10.6	↘																																
3:	10.3	↘																																
4:	10.5	↗																																
5:	*10.7	↗																																
6:	10.0	↗																																
7:	10.3	↗																																
8:	10.2	↗																																
9:	*10.9	↗																																
Serie		87.0																																
Total		0.0																																

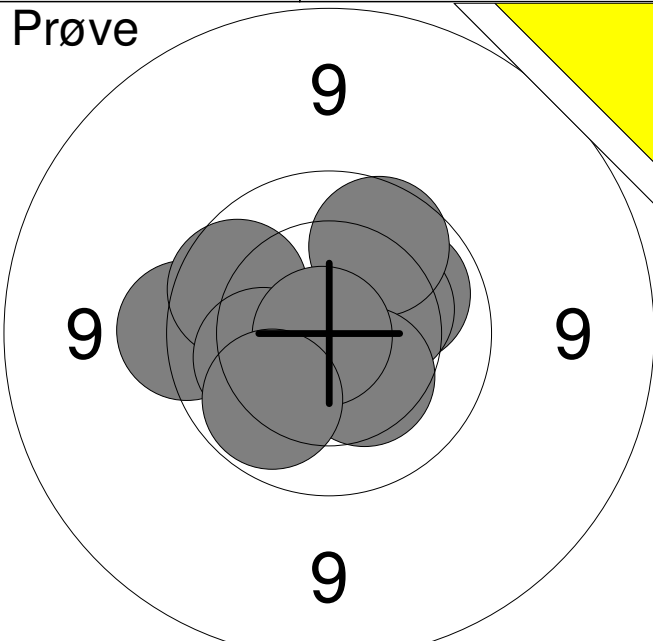
<p>20 Skud</p>	<table style="width:100%; border-collapse: collapse;"> <tr><td style="width:10%;">1:</td><td style="width:10%;">*10.6</td><td style="width:10%; text-align: right;">↗</td></tr> <tr><td>2:</td><td>10.0</td><td style="text-align: right;">↗</td></tr> <tr><td>3:</td><td>9.8</td><td style="text-align: right;">→</td></tr> <tr><td>4:</td><td>10.3</td><td style="text-align: right;">↘</td></tr> <tr><td>5:</td><td>*10.7</td><td style="text-align: right;">↘</td></tr> <tr><td>6:</td><td>10.2</td><td style="text-align: right;">↖</td></tr> <tr><td>7:</td><td>*10.8</td><td style="text-align: right;">↖</td></tr> <tr><td>8:</td><td>10.0</td><td style="text-align: right;">↖</td></tr> <tr><td>9:</td><td>10.6</td><td style="text-align: right;">↙</td></tr> <tr><td>10:</td><td>10.3</td><td style="text-align: right;">↘</td></tr> <tr><td colspan="2">Serie</td><td style="text-align: right;">99.0</td></tr> <tr><td colspan="2">Total</td><td style="text-align: right;">99.0</td></tr> </table>	1:	*10.6	↗	2:	10.0	↗	3:	9.8	→	4:	10.3	↘	5:	*10.7	↘	6:	10.2	↖	7:	*10.8	↖	8:	10.0	↖	9:	10.6	↙	10:	10.3	↘	Serie		99.0	Total		99.0
1:	*10.6	↗																																			
2:	10.0	↗																																			
3:	9.8	→																																			
4:	10.3	↘																																			
5:	*10.7	↘																																			
6:	10.2	↖																																			
7:	*10.8	↖																																			
8:	10.0	↖																																			
9:	10.6	↙																																			
10:	10.3	↘																																			
Serie		99.0																																			
Total		99.0																																			

<p>20 Skud</p>	<table style="width:100%; border-collapse: collapse;"> <tr><td style="width:10%;">11:</td><td style="width:10%;">9.9</td><td style="width:10%; text-align: right;">↖</td></tr> <tr><td>12:</td><td>10.2</td><td style="text-align: right;">↖</td></tr> <tr><td>13:</td><td>10.4</td><td style="text-align: right;">↗</td></tr> <tr><td>14:</td><td>10.0</td><td style="text-align: right;">↗</td></tr> <tr><td>15:</td><td>*10.7</td><td style="text-align: right;">↗</td></tr> <tr><td>16:</td><td>10.4</td><td style="text-align: right;">↘</td></tr> <tr><td>17:</td><td>10.5</td><td style="text-align: right;">↙</td></tr> <tr><td>18:</td><td>*10.8</td><td style="text-align: right;">↘</td></tr> <tr><td>19:</td><td>*10.7</td><td style="text-align: right;">↗</td></tr> <tr><td>20:</td><td>*10.9</td><td style="text-align: right;">↘</td></tr> <tr><td colspan="2">Serie</td><td style="text-align: right;">99.0</td></tr> <tr><td colspan="2">Total</td><td style="text-align: right;">198.0</td></tr> </table>	11:	9.9	↖	12:	10.2	↖	13:	10.4	↗	14:	10.0	↗	15:	*10.7	↗	16:	10.4	↘	17:	10.5	↙	18:	*10.8	↘	19:	*10.7	↗	20:	*10.9	↘	Serie		99.0	Total		198.0
11:	9.9	↖																																			
12:	10.2	↖																																			
13:	10.4	↗																																			
14:	10.0	↗																																			
15:	*10.7	↗																																			
16:	10.4	↘																																			
17:	10.5	↙																																			
18:	*10.8	↘																																			
19:	*10.7	↗																																			
20:	*10.9	↘																																			
Serie		99.0																																			
Total		198.0																																			

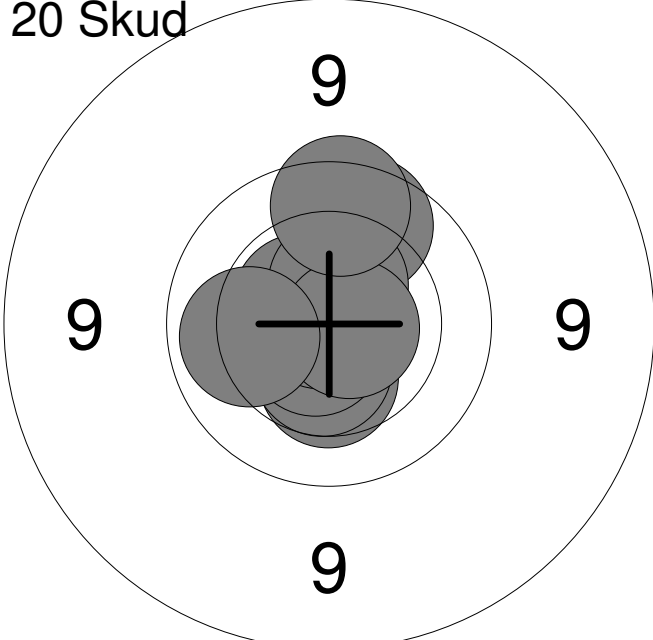
<p>Prøve</p> 	<table style="width:100%; border-collapse: collapse;"> <tr><td style="width:10%;">1:</td><td style="width:15%;">10.1</td><td style="width:10%; text-align: right;">↘</td></tr> <tr><td>2:</td><td>10.3</td><td style="text-align: right;">↘</td></tr> <tr><td>3:</td><td>*10.6</td><td style="text-align: right;">↗</td></tr> <tr><td>4:</td><td>10.4</td><td style="text-align: right;">↗</td></tr> </table> <table border="1" style="width:100%; border-collapse: collapse; margin-top: 5px;"> <tr><td style="width:80%;">Serie</td><td style="text-align: right;">40.0</td></tr> <tr><td>Total</td><td style="text-align: right;">0.0</td></tr> </table>	1:	10.1	↘	2:	10.3	↘	3:	*10.6	↗	4:	10.4	↗	Serie	40.0	Total	0.0
1:	10.1	↘															
2:	10.3	↘															
3:	*10.6	↗															
4:	10.4	↗															
Serie	40.0																
Total	0.0																

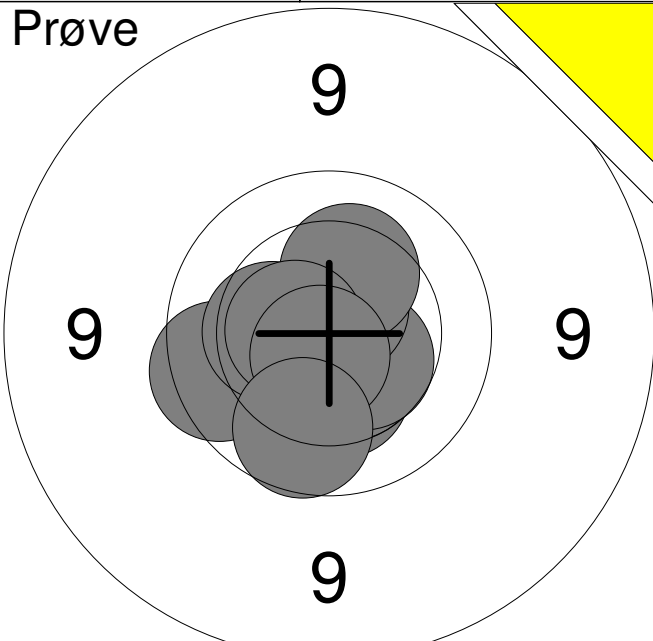
<p>20 Skud</p> 	<table style="width:100%; border-collapse: collapse;"> <tr><td style="width:10%;">1:</td><td style="width:15%;">*10.7</td><td style="width:10%; text-align: right;">↘</td></tr> <tr><td>2:</td><td>*10.7</td><td style="text-align: right;">↘</td></tr> <tr><td>3:</td><td>10.2</td><td style="text-align: right;">↘</td></tr> <tr><td>4:</td><td>*10.7</td><td style="text-align: right;">↘</td></tr> <tr><td>5:</td><td>*10.7</td><td style="text-align: right;">←</td></tr> <tr><td>6:</td><td>9.9</td><td style="text-align: right;">→</td></tr> <tr><td>7:</td><td>10.0</td><td style="text-align: right;">↘</td></tr> <tr><td>8:</td><td>10.0</td><td style="text-align: right;">↗</td></tr> <tr><td>9:</td><td>10.5</td><td style="text-align: right;">↘</td></tr> <tr><td>10:</td><td>*10.7</td><td style="text-align: right;">↘</td></tr> </table> <table border="1" style="width:100%; border-collapse: collapse; margin-top: 5px;"> <tr><td style="width:80%;">Serie</td><td style="text-align: right;">99.0</td></tr> <tr><td>Total</td><td style="text-align: right;">99.0</td></tr> </table>	1:	*10.7	↘	2:	*10.7	↘	3:	10.2	↘	4:	*10.7	↘	5:	*10.7	←	6:	9.9	→	7:	10.0	↘	8:	10.0	↗	9:	10.5	↘	10:	*10.7	↘	Serie	99.0	Total	99.0
1:	*10.7	↘																																	
2:	*10.7	↘																																	
3:	10.2	↘																																	
4:	*10.7	↘																																	
5:	*10.7	←																																	
6:	9.9	→																																	
7:	10.0	↘																																	
8:	10.0	↗																																	
9:	10.5	↘																																	
10:	*10.7	↘																																	
Serie	99.0																																		
Total	99.0																																		

<p>20 Skud</p> 	<table style="width:100%; border-collapse: collapse;"> <tr><td style="width:10%;">11:</td><td style="width:15%;">10.2</td><td style="width:10%; text-align: right;">↗</td></tr> <tr><td>12:</td><td>10.1</td><td style="text-align: right;">↘</td></tr> <tr><td>13:</td><td>*10.8</td><td style="text-align: right;">→</td></tr> <tr><td>14:</td><td>9.8</td><td style="text-align: right;">↘</td></tr> <tr><td>15:</td><td>*10.8</td><td style="text-align: right;">↗</td></tr> <tr><td>16:</td><td>9.7</td><td style="text-align: right;">↘</td></tr> <tr><td>17:</td><td>10.4</td><td style="text-align: right;">↘</td></tr> <tr><td>18:</td><td>*10.8</td><td style="text-align: right;">↗</td></tr> <tr><td>19:</td><td>10.3</td><td style="text-align: right;">↘</td></tr> <tr><td>20:</td><td>9.7</td><td style="text-align: right;">↘</td></tr> </table> <table border="1" style="width:100%; border-collapse: collapse; margin-top: 5px;"> <tr><td style="width:80%;">Serie</td><td style="text-align: right;">97.0</td></tr> <tr><td>Total</td><td style="text-align: right;">196.0</td></tr> </table>	11:	10.2	↗	12:	10.1	↘	13:	*10.8	→	14:	9.8	↘	15:	*10.8	↗	16:	9.7	↘	17:	10.4	↘	18:	*10.8	↗	19:	10.3	↘	20:	9.7	↘	Serie	97.0	Total	196.0
11:	10.2	↗																																	
12:	10.1	↘																																	
13:	*10.8	→																																	
14:	9.8	↘																																	
15:	*10.8	↗																																	
16:	9.7	↘																																	
17:	10.4	↘																																	
18:	*10.8	↗																																	
19:	10.3	↘																																	
20:	9.7	↘																																	
Serie	97.0																																		
Total	196.0																																		

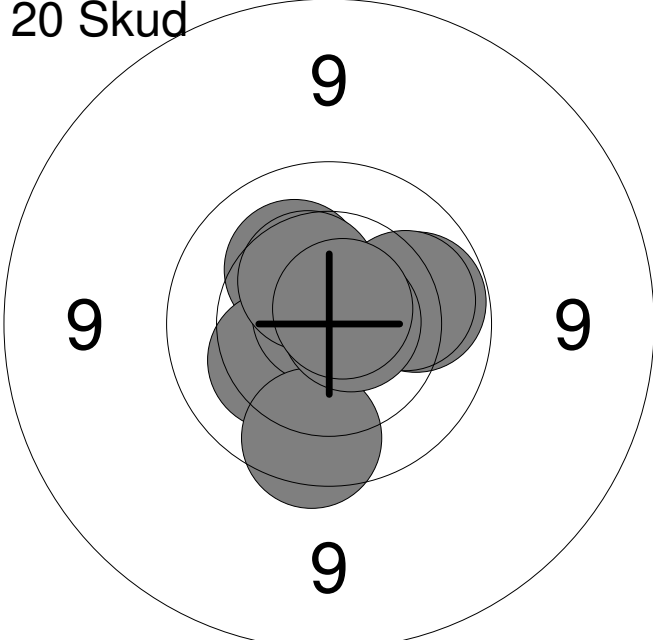
<p>Prøve</p> 	<table style="width:100%; border-collapse: collapse;"> <tr><td style="text-align: right;">1:</td><td style="text-align: right;">10.1</td><td style="text-align: right;">↗</td></tr> <tr><td style="text-align: right;">2:</td><td style="text-align: right;">9.6</td><td style="text-align: right;">←</td></tr> <tr><td style="text-align: right;">3:</td><td style="text-align: right;">9.9</td><td style="text-align: right;">↖</td></tr> <tr><td style="text-align: right;">4:</td><td style="text-align: right;">10.2</td><td style="text-align: right;">←</td></tr> <tr><td style="text-align: right;">5:</td><td style="text-align: right;">10.3</td><td style="text-align: right;">↗</td></tr> <tr><td style="text-align: right;">6:</td><td style="text-align: right;">9.9</td><td style="text-align: right;">↗</td></tr> <tr><td style="text-align: right;">7:</td><td style="text-align: right;">10.3</td><td style="text-align: right;">↘</td></tr> <tr><td style="text-align: right;">8:</td><td style="text-align: right;">*10.9</td><td style="text-align: right;">←</td></tr> <tr><td style="text-align: right;">9:</td><td style="text-align: right;">10.0</td><td style="text-align: right;">↘</td></tr> <tr style="border-top: 1px solid black;"><td colspan="2" style="text-align: right;">Serie</td><td style="text-align: right;">87.0</td></tr> <tr><td colspan="2" style="text-align: right;">Total</td><td style="text-align: right;">0.0</td></tr> </table>	1:	10.1	↗	2:	9.6	←	3:	9.9	↖	4:	10.2	←	5:	10.3	↗	6:	9.9	↗	7:	10.3	↘	8:	*10.9	←	9:	10.0	↘	Serie		87.0	Total		0.0
1:	10.1	↗																																
2:	9.6	←																																
3:	9.9	↖																																
4:	10.2	←																																
5:	10.3	↗																																
6:	9.9	↗																																
7:	10.3	↘																																
8:	*10.9	←																																
9:	10.0	↘																																
Serie		87.0																																
Total		0.0																																

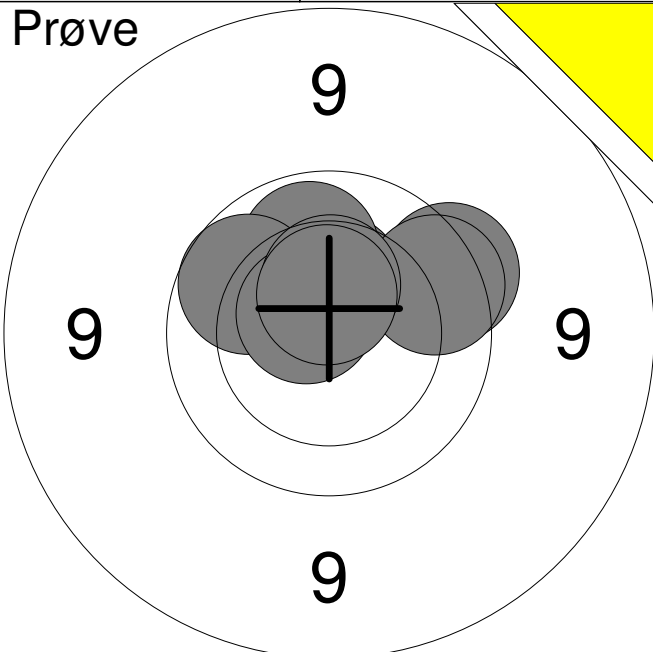
<p>20 Skud</p> 	<table style="width:100%; border-collapse: collapse;"> <tr><td style="text-align: right;">1:</td><td style="text-align: right;">*10.7</td><td style="text-align: right;">↗</td></tr> <tr><td style="text-align: right;">2:</td><td style="text-align: right;">10.2</td><td style="text-align: right;">→</td></tr> <tr><td style="text-align: right;">3:</td><td style="text-align: right;">9.9</td><td style="text-align: right;">→</td></tr> <tr><td style="text-align: right;">4:</td><td style="text-align: right;">10.4</td><td style="text-align: right;">←</td></tr> <tr><td style="text-align: right;">5:</td><td style="text-align: right;">10.3</td><td style="text-align: right;">→</td></tr> <tr><td style="text-align: right;">6:</td><td style="text-align: right;">9.9</td><td style="text-align: right;">↖</td></tr> <tr><td style="text-align: right;">7:</td><td style="text-align: right;">9.9</td><td style="text-align: right;">↗</td></tr> <tr><td style="text-align: right;">8:</td><td style="text-align: right;">10.2</td><td style="text-align: right;">↗</td></tr> <tr><td style="text-align: right;">9:</td><td style="text-align: right;">*10.6</td><td style="text-align: right;">↗</td></tr> <tr><td style="text-align: right;">10:</td><td style="text-align: right;">10.5</td><td style="text-align: right;">↘</td></tr> <tr style="border-top: 1px solid black;"><td colspan="2" style="text-align: right;">Serie</td><td style="text-align: right;">97.0</td></tr> <tr><td colspan="2" style="text-align: right;">Total</td><td style="text-align: right;">97.0</td></tr> </table>	1:	*10.7	↗	2:	10.2	→	3:	9.9	→	4:	10.4	←	5:	10.3	→	6:	9.9	↖	7:	9.9	↗	8:	10.2	↗	9:	*10.6	↗	10:	10.5	↘	Serie		97.0	Total		97.0
1:	*10.7	↗																																			
2:	10.2	→																																			
3:	9.9	→																																			
4:	10.4	←																																			
5:	10.3	→																																			
6:	9.9	↖																																			
7:	9.9	↗																																			
8:	10.2	↗																																			
9:	*10.6	↗																																			
10:	10.5	↘																																			
Serie		97.0																																			
Total		97.0																																			

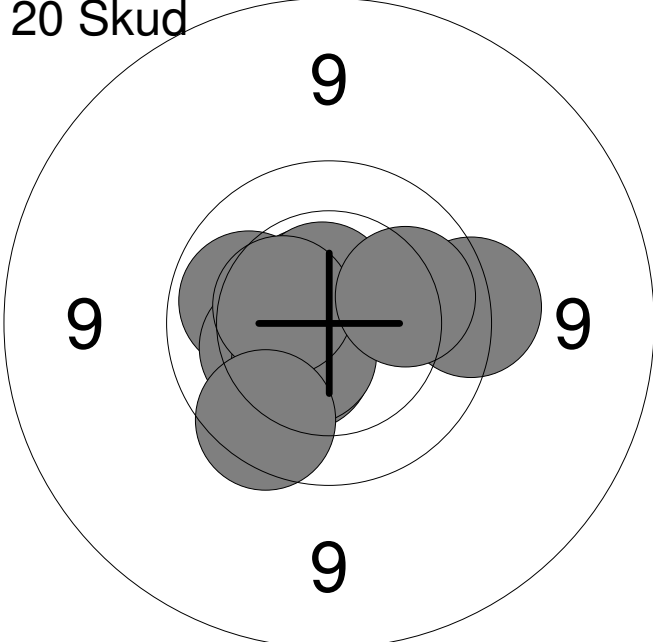
<p>20 Skud</p> 	<table style="width:100%; border-collapse: collapse;"> <tr><td style="text-align: right;">11:</td><td style="text-align: right;">9.9</td><td style="text-align: right;">↗</td></tr> <tr><td style="text-align: right;">12:</td><td style="text-align: right;">*10.6</td><td style="text-align: right;">↖</td></tr> <tr><td style="text-align: right;">13:</td><td style="text-align: right;">10.4</td><td style="text-align: right;">↓</td></tr> <tr><td style="text-align: right;">14:</td><td style="text-align: right;">10.5</td><td style="text-align: right;">↓</td></tr> <tr><td style="text-align: right;">15:</td><td style="text-align: right;">*10.7</td><td style="text-align: right;">↘</td></tr> <tr><td style="text-align: right;">16:</td><td style="text-align: right;">*10.8</td><td style="text-align: right;">↗</td></tr> <tr><td style="text-align: right;">17:</td><td style="text-align: right;">*10.5</td><td style="text-align: right;">↗</td></tr> <tr><td style="text-align: right;">18:</td><td style="text-align: right;">*10.7</td><td style="text-align: right;">→</td></tr> <tr><td style="text-align: right;">19:</td><td style="text-align: right;">10.1</td><td style="text-align: right;">←</td></tr> <tr><td style="text-align: right;">20:</td><td style="text-align: right;">9.8</td><td style="text-align: right;">↗</td></tr> <tr style="border-top: 1px solid black;"><td colspan="2" style="text-align: right;">Serie</td><td style="text-align: right;">98.0</td></tr> <tr><td colspan="2" style="text-align: right;">Total</td><td style="text-align: right;">195.0</td></tr> </table>	11:	9.9	↗	12:	*10.6	↖	13:	10.4	↓	14:	10.5	↓	15:	*10.7	↘	16:	*10.8	↗	17:	*10.5	↗	18:	*10.7	→	19:	10.1	←	20:	9.8	↗	Serie		98.0	Total		195.0
11:	9.9	↗																																			
12:	*10.6	↖																																			
13:	10.4	↓																																			
14:	10.5	↓																																			
15:	*10.7	↘																																			
16:	*10.8	↗																																			
17:	*10.5	↗																																			
18:	*10.7	→																																			
19:	10.1	←																																			
20:	9.8	↗																																			
Serie		98.0																																			
Total		195.0																																			

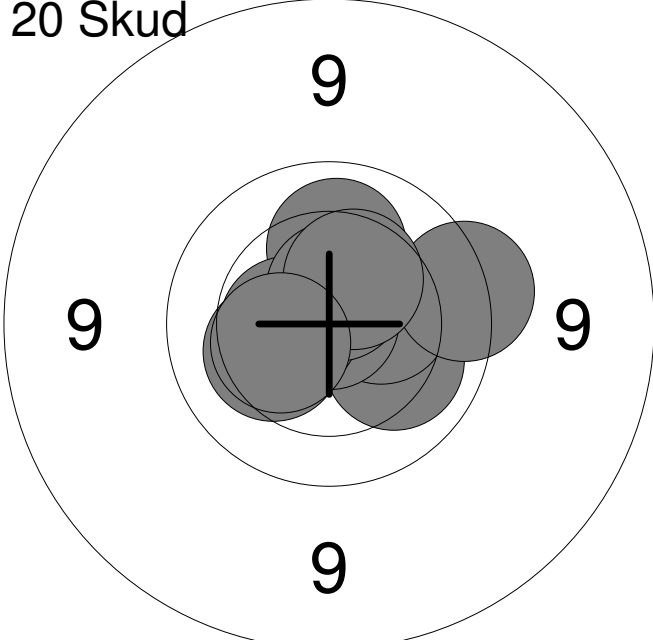
<p>Prøve</p> 	<table style="width:100%; border-collapse: collapse;"> <tr><td style="text-align: right;">1:</td><td style="text-align: right;">10.4</td><td style="text-align: right;">↓</td></tr> <tr><td style="text-align: right;">2:</td><td style="text-align: right;">9.8</td><td style="text-align: right;">←</td></tr> <tr><td style="text-align: right;">3:</td><td style="text-align: right;">10.3</td><td style="text-align: right;">←</td></tr> <tr><td style="text-align: right;">4:</td><td style="text-align: right;">*10.5</td><td style="text-align: right;">↓</td></tr> <tr><td style="text-align: right;">5:</td><td style="text-align: right;">10.5</td><td style="text-align: right;">↓</td></tr> <tr><td style="text-align: right;">6:</td><td style="text-align: right;">*10.6</td><td style="text-align: right;">↑</td></tr> <tr><td style="text-align: right;">7:</td><td style="text-align: right;">10.3</td><td style="text-align: right;">↑</td></tr> <tr><td style="text-align: right;">8:</td><td style="text-align: right;">*10.6</td><td style="text-align: right;">←</td></tr> <tr><td style="text-align: right;">9:</td><td style="text-align: right;">*10.7</td><td style="text-align: right;">↓</td></tr> <tr><td style="text-align: right;">10:</td><td style="text-align: right;">9.9</td><td style="text-align: right;">↓</td></tr> <tr><td colspan="2">Serie</td><td style="text-align: right;">98.0</td></tr> <tr><td colspan="2">Total</td><td style="text-align: right;">0.0</td></tr> </table>	1:	10.4	↓	2:	9.8	←	3:	10.3	←	4:	*10.5	↓	5:	10.5	↓	6:	*10.6	↑	7:	10.3	↑	8:	*10.6	←	9:	*10.7	↓	10:	9.9	↓	Serie		98.0	Total		0.0
1:	10.4	↓																																			
2:	9.8	←																																			
3:	10.3	←																																			
4:	*10.5	↓																																			
5:	10.5	↓																																			
6:	*10.6	↑																																			
7:	10.3	↑																																			
8:	*10.6	←																																			
9:	*10.7	↓																																			
10:	9.9	↓																																			
Serie		98.0																																			
Total		0.0																																			

<p>20 Skud</p> 	<table style="width:100%; border-collapse: collapse;"> <tr><td style="text-align: right;">1:</td><td style="text-align: right;">*10.7</td><td style="text-align: right;">←</td></tr> <tr><td style="text-align: right;">2:</td><td style="text-align: right;">*10.7</td><td style="text-align: right;">↓</td></tr> <tr><td style="text-align: right;">3:</td><td style="text-align: right;">*10.7</td><td style="text-align: right;">↑</td></tr> <tr><td style="text-align: right;">4:</td><td style="text-align: right;">*10.7</td><td style="text-align: right;">↓</td></tr> <tr><td style="text-align: right;">5:</td><td style="text-align: right;">*10.7</td><td style="text-align: right;">↓</td></tr> <tr><td style="text-align: right;">6:</td><td style="text-align: right;">*10.6</td><td style="text-align: right;">→</td></tr> <tr><td style="text-align: right;">7:</td><td style="text-align: right;">*10.7</td><td style="text-align: right;">↑</td></tr> <tr><td style="text-align: right;">8:</td><td style="text-align: right;">10.3</td><td style="text-align: right;">↓</td></tr> <tr><td style="text-align: right;">9:</td><td style="text-align: right;">10.4</td><td style="text-align: right;">↙</td></tr> <tr><td style="text-align: right;">10:</td><td style="text-align: right;">10.0</td><td style="text-align: right;">←</td></tr> <tr><td colspan="2">Serie</td><td style="text-align: right;">100.0</td></tr> <tr><td colspan="2">Total</td><td style="text-align: right;">100.0</td></tr> </table>	1:	*10.7	←	2:	*10.7	↓	3:	*10.7	↑	4:	*10.7	↓	5:	*10.7	↓	6:	*10.6	→	7:	*10.7	↑	8:	10.3	↓	9:	10.4	↙	10:	10.0	←	Serie		100.0	Total		100.0
1:	*10.7	←																																			
2:	*10.7	↓																																			
3:	*10.7	↑																																			
4:	*10.7	↓																																			
5:	*10.7	↓																																			
6:	*10.6	→																																			
7:	*10.7	↑																																			
8:	10.3	↓																																			
9:	10.4	↙																																			
10:	10.0	←																																			
Serie		100.0																																			
Total		100.0																																			

<p>20 Skud</p> 	<table style="width:100%; border-collapse: collapse;"> <tr><td style="text-align: right;">11:</td><td style="text-align: right;">*10.7</td><td style="text-align: right;">↑</td></tr> <tr><td style="text-align: right;">12:</td><td style="text-align: right;">10.3</td><td style="text-align: right;">↑</td></tr> <tr><td style="text-align: right;">13:</td><td style="text-align: right;">10.3</td><td style="text-align: right;">←</td></tr> <tr><td style="text-align: right;">14:</td><td style="text-align: right;">10.0</td><td style="text-align: right;">→</td></tr> <tr><td style="text-align: right;">15:</td><td style="text-align: right;">*10.8</td><td style="text-align: right;">↑</td></tr> <tr><td style="text-align: right;">16:</td><td style="text-align: right;">9.8</td><td style="text-align: right;">↓</td></tr> <tr><td style="text-align: right;">17:</td><td style="text-align: right;">10.1</td><td style="text-align: right;">→</td></tr> <tr><td style="text-align: right;">18:</td><td style="text-align: right;">*10.7</td><td style="text-align: right;">→</td></tr> <tr><td style="text-align: right;">19:</td><td style="text-align: right;">10.4</td><td style="text-align: right;">↑</td></tr> <tr><td style="text-align: right;">20:</td><td style="text-align: right;">*10.7</td><td style="text-align: right;">↗</td></tr> <tr><td colspan="2">Serie</td><td style="text-align: right;">99.0</td></tr> <tr><td colspan="2">Total</td><td style="text-align: right;">199.0</td></tr> </table>	11:	*10.7	↑	12:	10.3	↑	13:	10.3	←	14:	10.0	→	15:	*10.8	↑	16:	9.8	↓	17:	10.1	→	18:	*10.7	→	19:	10.4	↑	20:	*10.7	↗	Serie		99.0	Total		199.0
11:	*10.7	↑																																			
12:	10.3	↑																																			
13:	10.3	←																																			
14:	10.0	→																																			
15:	*10.8	↑																																			
16:	9.8	↓																																			
17:	10.1	→																																			
18:	*10.7	→																																			
19:	10.4	↑																																			
20:	*10.7	↗																																			
Serie		99.0																																			
Total		199.0																																			

<p>Prøve</p> 	<table style="width:100%; border-collapse: collapse;"> <tr><td style="text-align: right;">1:</td><td style="text-align: right;">9.7</td><td style="text-align: right;">↗</td></tr> <tr><td style="text-align: right;">2:</td><td style="text-align: right;">10.4</td><td style="text-align: right;">↑</td></tr> <tr><td style="text-align: right;">3:</td><td style="text-align: right;">9.8</td><td style="text-align: right;">↗</td></tr> <tr><td style="text-align: right;">4:</td><td style="text-align: right;">10.0</td><td style="text-align: right;">↑</td></tr> <tr><td style="text-align: right;">5:</td><td style="text-align: right;">9.9</td><td style="text-align: right;">↗</td></tr> <tr><td style="text-align: right;">6:</td><td style="text-align: right;">*10.6</td><td style="text-align: right;">↗</td></tr> <tr><td style="text-align: right;">7:</td><td style="text-align: right;">10.4</td><td style="text-align: right;">↑</td></tr> <tr><td style="text-align: right;">8:</td><td style="text-align: right;">*10.5</td><td style="text-align: right;">↑</td></tr> </table> <table border="1" style="width:100%; border-collapse: collapse; margin-top: 5px;"> <tr> <td style="width:80%;">Serie</td> <td style="text-align: right;">77.0</td> </tr> <tr> <td>Total</td> <td style="text-align: right;">0.0</td> </tr> </table>	1:	9.7	↗	2:	10.4	↑	3:	9.8	↗	4:	10.0	↑	5:	9.9	↗	6:	*10.6	↗	7:	10.4	↑	8:	*10.5	↑	Serie	77.0	Total	0.0
1:	9.7	↗																											
2:	10.4	↑																											
3:	9.8	↗																											
4:	10.0	↑																											
5:	9.9	↗																											
6:	*10.6	↗																											
7:	10.4	↑																											
8:	*10.5	↑																											
Serie	77.0																												
Total	0.0																												

<p>20 Skud</p> 	<table style="width:100%; border-collapse: collapse;"> <tr><td style="text-align: right;">1:</td><td style="text-align: right;">10.0</td><td style="text-align: right;">↖</td></tr> <tr><td style="text-align: right;">2:</td><td style="text-align: right;">*10.6</td><td style="text-align: right;">↗</td></tr> <tr><td style="text-align: right;">3:</td><td style="text-align: right;">10.3</td><td style="text-align: right;">↖</td></tr> <tr><td style="text-align: right;">4:</td><td style="text-align: right;">*10.6</td><td style="text-align: right;">↑</td></tr> <tr><td style="text-align: right;">5:</td><td style="text-align: right;">10.4</td><td style="text-align: right;">↘</td></tr> <tr><td style="text-align: right;">6:</td><td style="text-align: right;">*10.5</td><td style="text-align: right;">↘</td></tr> <tr><td style="text-align: right;">7:</td><td style="text-align: right;">9.6</td><td style="text-align: right;">→</td></tr> <tr><td style="text-align: right;">8:</td><td style="text-align: right;">10.4</td><td style="text-align: right;">↖</td></tr> <tr><td style="text-align: right;">9:</td><td style="text-align: right;">10.1</td><td style="text-align: right;">→</td></tr> <tr><td style="text-align: right;">10:</td><td style="text-align: right;">9.8</td><td style="text-align: right;">↘</td></tr> </table> <table border="1" style="width:100%; border-collapse: collapse; margin-top: 5px;"> <tr> <td style="width:80%;">Serie</td> <td style="text-align: right;">98.0</td> </tr> <tr> <td>Total</td> <td style="text-align: right;">98.0</td> </tr> </table>	1:	10.0	↖	2:	*10.6	↗	3:	10.3	↖	4:	*10.6	↑	5:	10.4	↘	6:	*10.5	↘	7:	9.6	→	8:	10.4	↖	9:	10.1	→	10:	9.8	↘	Serie	98.0	Total	98.0
1:	10.0	↖																																	
2:	*10.6	↗																																	
3:	10.3	↖																																	
4:	*10.6	↑																																	
5:	10.4	↘																																	
6:	*10.5	↘																																	
7:	9.6	→																																	
8:	10.4	↖																																	
9:	10.1	→																																	
10:	9.8	↘																																	
Serie	98.0																																		
Total	98.0																																		

<p>20 Skud</p> 	<table style="width:100%; border-collapse: collapse;"> <tr><td style="text-align: right;">11:</td><td style="text-align: right;">10.1</td><td style="text-align: right;">↘</td></tr> <tr><td style="text-align: right;">12:</td><td style="text-align: right;">10.4</td><td style="text-align: right;">→</td></tr> <tr><td style="text-align: right;">13:</td><td style="text-align: right;">9.7</td><td style="text-align: right;">→</td></tr> <tr><td style="text-align: right;">14:</td><td style="text-align: right;">*10.9</td><td style="text-align: right;">↑</td></tr> <tr><td style="text-align: right;">15:</td><td style="text-align: right;">10.1</td><td style="text-align: right;">↑</td></tr> <tr><td style="text-align: right;">16:</td><td style="text-align: right;">10.3</td><td style="text-align: right;">↖</td></tr> <tr><td style="text-align: right;">17:</td><td style="text-align: right;">*10.5</td><td style="text-align: right;">←</td></tr> <tr><td style="text-align: right;">18:</td><td style="text-align: right;">*10.6</td><td style="text-align: right;">↑</td></tr> <tr><td style="text-align: right;">19:</td><td style="text-align: right;">10.4</td><td style="text-align: right;">↗</td></tr> <tr><td style="text-align: right;">20:</td><td style="text-align: right;">10.4</td><td style="text-align: right;">↖</td></tr> </table> <table border="1" style="width:100%; border-collapse: collapse; margin-top: 5px;"> <tr> <td style="width:80%;">Serie</td> <td style="text-align: right;">99.0</td> </tr> <tr> <td>Total</td> <td style="text-align: right;">197.0</td> </tr> </table>	11:	10.1	↘	12:	10.4	→	13:	9.7	→	14:	*10.9	↑	15:	10.1	↑	16:	10.3	↖	17:	*10.5	←	18:	*10.6	↑	19:	10.4	↗	20:	10.4	↖	Serie	99.0	Total	197.0
11:	10.1	↘																																	
12:	10.4	→																																	
13:	9.7	→																																	
14:	*10.9	↑																																	
15:	10.1	↑																																	
16:	10.3	↖																																	
17:	*10.5	←																																	
18:	*10.6	↑																																	
19:	10.4	↗																																	
20:	10.4	↖																																	
Serie	99.0																																		
Total	197.0																																		

<p>Prøve</p>	<table style="width:100%; border-collapse: collapse;"> <tr><td style="width:10%;">1:</td><td style="width:80%;">*10.7</td><td style="width:10%; text-align: center;">↓</td></tr> <tr><td>2:</td><td>*10.8</td><td style="text-align: center;">↗</td></tr> <tr><td>3:</td><td>*10.7</td><td style="text-align: center;">↗</td></tr> <tr><td>4:</td><td>10.6</td><td style="text-align: center;">↗</td></tr> <tr><td>5:</td><td>10.5</td><td style="text-align: center;">↘</td></tr> </table>	1:	*10.7	↓	2:	*10.8	↗	3:	*10.7	↗	4:	10.6	↗	5:	10.5	↘
1:	*10.7	↓														
2:	*10.8	↗														
3:	*10.7	↗														
4:	10.6	↗														
5:	10.5	↘														

Serie	50.0
-------	------

Total	0.0
-------	-----

<p>20 Skud</p>	<table style="width:100%; border-collapse: collapse;"> <tr><td style="width:10%;">1:</td><td style="width:80%;">*10.8</td><td style="width:10%; text-align: center;">↑</td></tr> <tr><td>2:</td><td>10.5</td><td style="text-align: center;">←</td></tr> <tr><td>3:</td><td>10.2</td><td style="text-align: center;">↖</td></tr> <tr><td>4:</td><td>*10.9</td><td style="text-align: center;">↖</td></tr> <tr><td>5:</td><td>10.5</td><td style="text-align: center;">↘</td></tr> <tr><td>6:</td><td>10.6</td><td style="text-align: center;">↑</td></tr> <tr><td>7:</td><td>10.4</td><td style="text-align: center;">↑</td></tr> <tr><td>8:</td><td>*10.6</td><td style="text-align: center;">↗</td></tr> <tr><td>9:</td><td>10.4</td><td style="text-align: center;">↘</td></tr> <tr><td>10:</td><td>10.5</td><td style="text-align: center;">←</td></tr> </table>	1:	*10.8	↑	2:	10.5	←	3:	10.2	↖	4:	*10.9	↖	5:	10.5	↘	6:	10.6	↑	7:	10.4	↑	8:	*10.6	↗	9:	10.4	↘	10:	10.5	←
1:	*10.8	↑																													
2:	10.5	←																													
3:	10.2	↖																													
4:	*10.9	↖																													
5:	10.5	↘																													
6:	10.6	↑																													
7:	10.4	↑																													
8:	*10.6	↗																													
9:	10.4	↘																													
10:	10.5	←																													

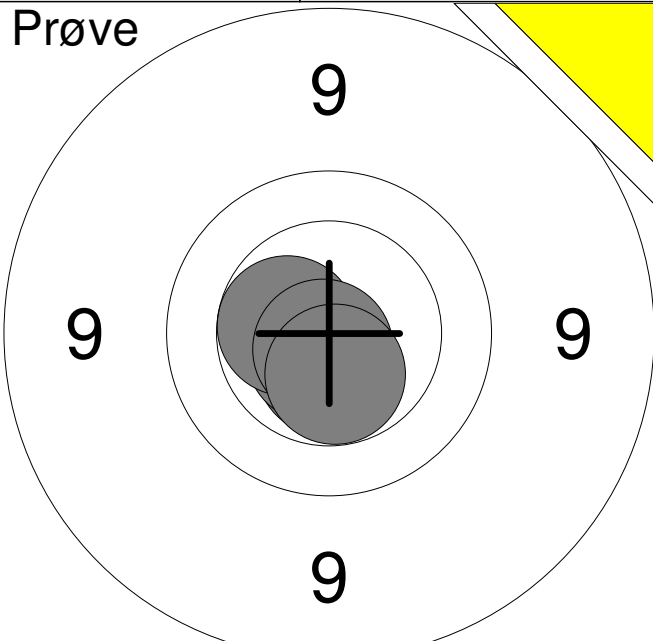
Serie	100.0
-------	-------

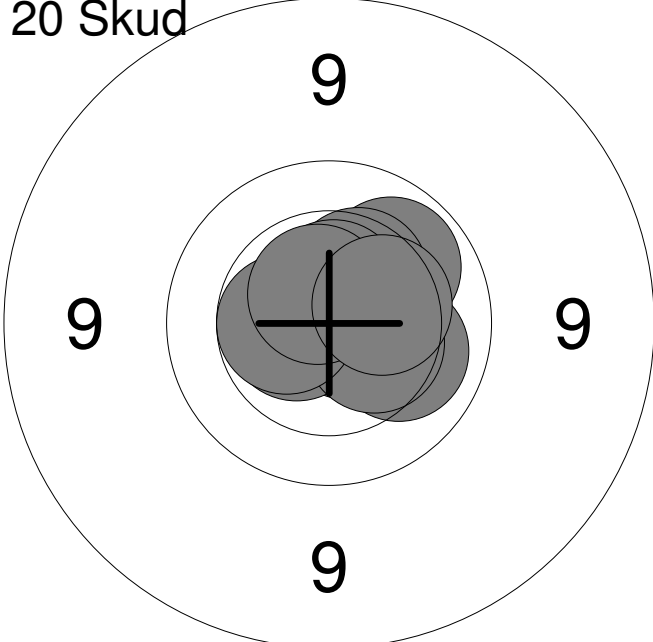
Total	100.0
-------	-------

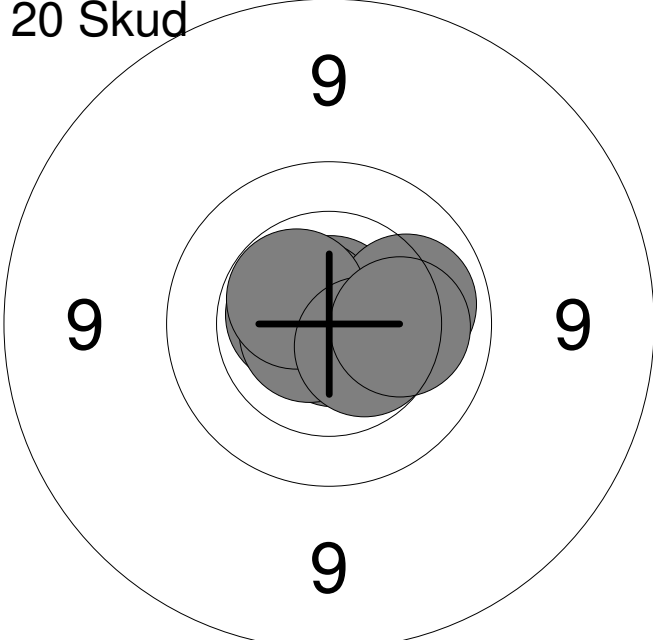
<p>20 Skud</p>	<table style="width:100%; border-collapse: collapse;"> <tr><td style="width:10%;">11:</td><td style="width:80%;">*10.6</td><td style="width:10%; text-align: center;">↗</td></tr> <tr><td>12:</td><td>*10.6</td><td style="text-align: center;">↗</td></tr> <tr><td>13:</td><td>10.5</td><td style="text-align: center;">←</td></tr> <tr><td>14:</td><td>*10.6</td><td style="text-align: center;">↗</td></tr> <tr><td>15:</td><td>10.2</td><td style="text-align: center;">↗</td></tr> <tr><td>16:</td><td>10.5</td><td style="text-align: center;">←</td></tr> <tr><td>17:</td><td>10.1</td><td style="text-align: center;">↗</td></tr> <tr><td>18:</td><td>10.6</td><td style="text-align: center;">↗</td></tr> <tr><td>19:</td><td>10.4</td><td style="text-align: center;">↗</td></tr> <tr><td>20:</td><td>*10.8</td><td style="text-align: center;">↗</td></tr> </table>	11:	*10.6	↗	12:	*10.6	↗	13:	10.5	←	14:	*10.6	↗	15:	10.2	↗	16:	10.5	←	17:	10.1	↗	18:	10.6	↗	19:	10.4	↗	20:	*10.8	↗
11:	*10.6	↗																													
12:	*10.6	↗																													
13:	10.5	←																													
14:	*10.6	↗																													
15:	10.2	↗																													
16:	10.5	←																													
17:	10.1	↗																													
18:	10.6	↗																													
19:	10.4	↗																													
20:	*10.8	↗																													

Serie	100.0
-------	-------

Total	200.0
-------	-------

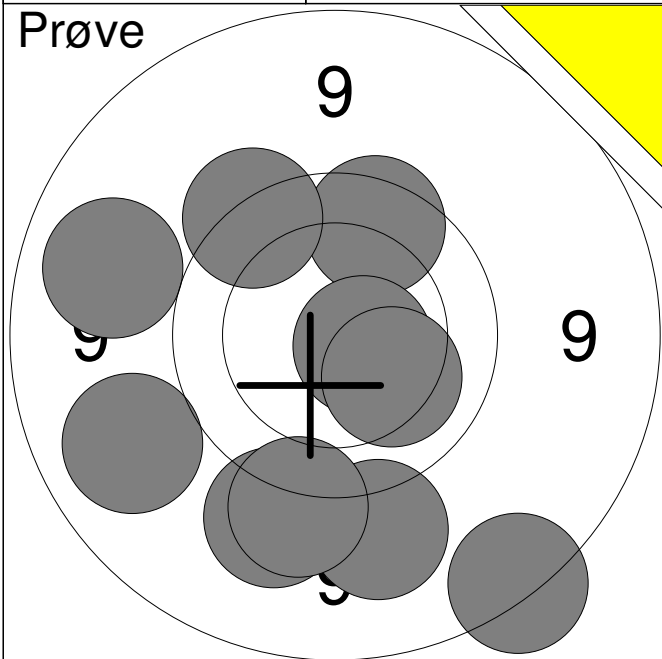
<p>Prøve</p> 	<table style="width:100%; border-collapse: collapse;"> <tr><td style="width:5%;">1:</td><td style="width:15%;">*10.6</td><td style="width:10%; text-align: right;">↓</td></tr> <tr><td>2:</td><td>*10.7</td><td style="text-align: right;">↙</td></tr> <tr><td>3:</td><td>*10.5</td><td style="text-align: right;">←</td></tr> <tr><td>4:</td><td>*10.8</td><td style="text-align: right;">↘</td></tr> <tr><td>5:</td><td>*10.5</td><td style="text-align: right;">↓</td></tr> </table> <table border="1" style="width:100%; border-collapse: collapse; margin-top: 5px;"> <tr> <td style="width:80%;">Serie</td> <td style="text-align: right;">50.0</td> </tr> <tr> <td>Total</td> <td style="text-align: right;">0.0</td> </tr> </table>	1:	*10.6	↓	2:	*10.7	↙	3:	*10.5	←	4:	*10.8	↘	5:	*10.5	↓	Serie	50.0	Total	0.0
1:	*10.6	↓																		
2:	*10.7	↙																		
3:	*10.5	←																		
4:	*10.8	↘																		
5:	*10.5	↓																		
Serie	50.0																			
Total	0.0																			

<p>20 Skud</p> 	<table style="width:100%; border-collapse: collapse;"> <tr><td style="width:5%;">1:</td><td style="width:15%;">*10.7</td><td style="width:10%; text-align: right;">→</td></tr> <tr><td>2:</td><td>*10.6</td><td style="text-align: right;">←</td></tr> <tr><td>3:</td><td>10.0</td><td style="text-align: right;">↗</td></tr> <tr><td>4:</td><td>10.4</td><td style="text-align: right;">↗</td></tr> <tr><td>5:</td><td>10.1</td><td style="text-align: right;">→</td></tr> <tr><td>6:</td><td>*10.6</td><td style="text-align: right;">↑</td></tr> <tr><td>7:</td><td>10.4</td><td style="text-align: right;">→</td></tr> <tr><td>8:</td><td>*10.5</td><td style="text-align: right;">←</td></tr> <tr><td>9:</td><td>*10.6</td><td style="text-align: right;">↑</td></tr> <tr><td>10:</td><td>10.3</td><td style="text-align: right;">→</td></tr> </table> <table border="1" style="width:100%; border-collapse: collapse; margin-top: 5px;"> <tr> <td style="width:80%;">Serie</td> <td style="text-align: right;">100.0</td> </tr> <tr> <td>Total</td> <td style="text-align: right;">100.0</td> </tr> </table>	1:	*10.7	→	2:	*10.6	←	3:	10.0	↗	4:	10.4	↗	5:	10.1	→	6:	*10.6	↑	7:	10.4	→	8:	*10.5	←	9:	*10.6	↑	10:	10.3	→	Serie	100.0	Total	100.0
1:	*10.7	→																																	
2:	*10.6	←																																	
3:	10.0	↗																																	
4:	10.4	↗																																	
5:	10.1	→																																	
6:	*10.6	↑																																	
7:	10.4	→																																	
8:	*10.5	←																																	
9:	*10.6	↑																																	
10:	10.3	→																																	
Serie	100.0																																		
Total	100.0																																		

<p>20 Skud</p> 	<table style="width:100%; border-collapse: collapse;"> <tr><td style="width:5%;">11:</td><td style="width:15%;">*10.8</td><td style="width:10%; text-align: right;">↑</td></tr> <tr><td>12:</td><td>*10.6</td><td style="text-align: right;">←</td></tr> <tr><td>13:</td><td>*10.7</td><td style="text-align: right;">↗</td></tr> <tr><td>14:</td><td>*10.7</td><td style="text-align: right;">↗</td></tr> <tr><td>15:</td><td>*10.8</td><td style="text-align: right;">↘</td></tr> <tr><td>16:</td><td>10.1</td><td style="text-align: right;">→</td></tr> <tr><td>17:</td><td>*10.7</td><td style="text-align: right;">←</td></tr> <tr><td>18:</td><td>*10.5</td><td style="text-align: right;">↗</td></tr> <tr><td>19:</td><td>*10.5</td><td style="text-align: right;">↘</td></tr> <tr><td>20:</td><td>10.2</td><td style="text-align: right;">→</td></tr> </table> <table border="1" style="width:100%; border-collapse: collapse; margin-top: 5px;"> <tr> <td style="width:80%;">Serie</td> <td style="text-align: right;">100.0</td> </tr> <tr> <td>Total</td> <td style="text-align: right;">200.0</td> </tr> </table>	11:	*10.8	↑	12:	*10.6	←	13:	*10.7	↗	14:	*10.7	↗	15:	*10.8	↘	16:	10.1	→	17:	*10.7	←	18:	*10.5	↗	19:	*10.5	↘	20:	10.2	→	Serie	100.0	Total	200.0
11:	*10.8	↑																																	
12:	*10.6	←																																	
13:	*10.7	↗																																	
14:	*10.7	↗																																	
15:	*10.8	↘																																	
16:	10.1	→																																	
17:	*10.7	←																																	
18:	*10.5	↗																																	
19:	*10.5	↘																																	
20:	10.2	→																																	
Serie	100.0																																		
Total	200.0																																		

Hold
10Skive
7**Dennis Nielsen**

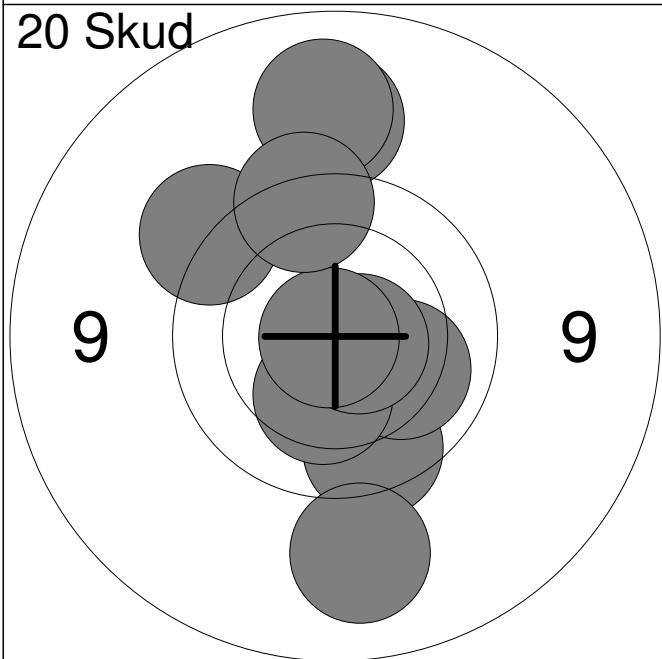
Ulsted Skf.

2**Prøve**

1:	9.8	↗
2:	8.7	↘
3:	9.3	↘
4:	9.3	↘
5:	*10.6	↗
6:	9.1	↖
7:	9.4	↘
8:	9.1	↗
9:	9.6	↗
10:	10.2	↘

Serie 91.0

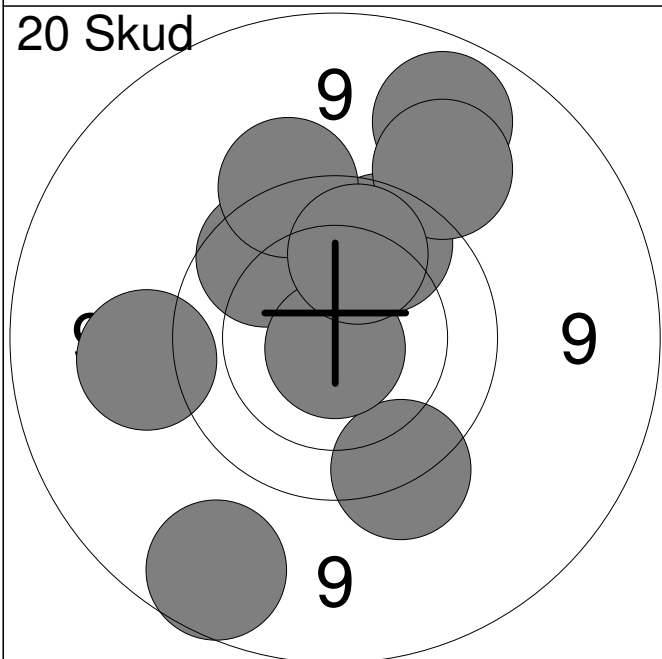
Total 0.0

20 Skud

1:	9.5	↗
2:	9.8	↘
3:	9.2	↗
4:	10.2	↘
5:	10.3	↘
6:	9.1	↗
7:	*10.7	↗
8:	*10.9	↖
9:	9.2	↘
10:	9.7	↗

Serie 94.0

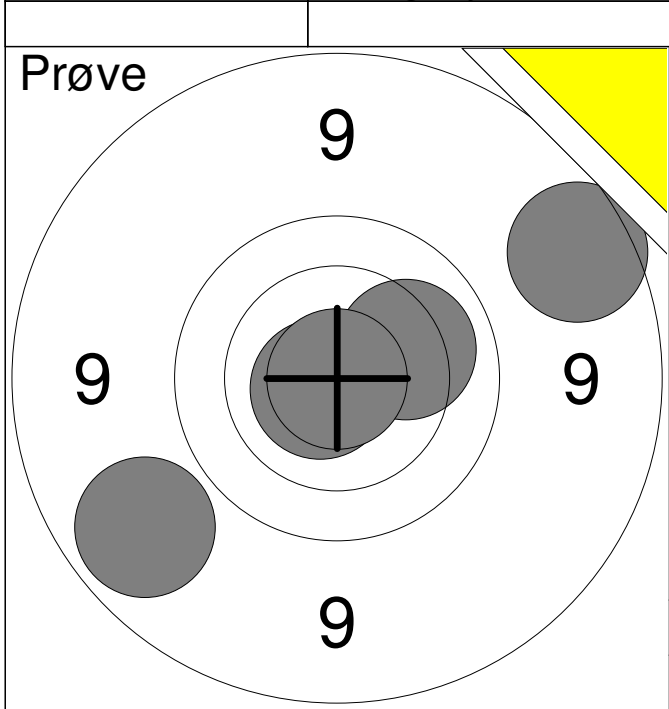
Total 94.0

20 Skud

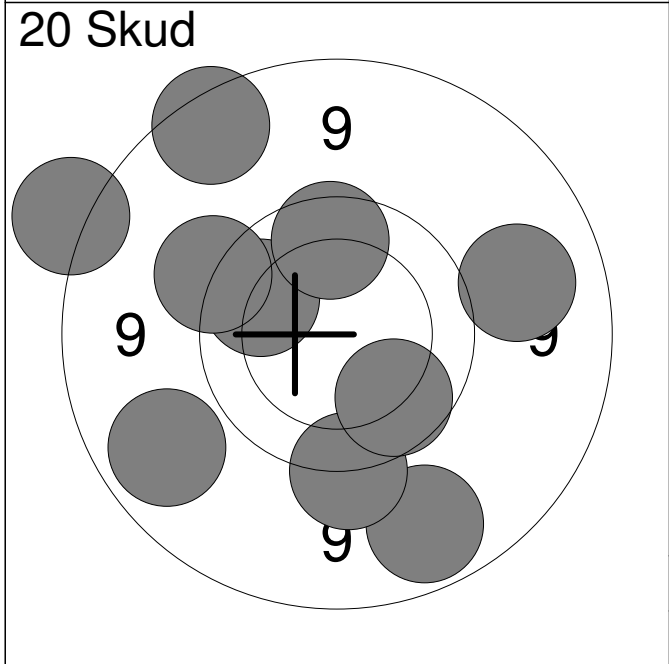
11:	9.9	↗
12:	9.6	↘
13:	9.0	↗
14:	9.9	↗
15:	9.5	↗
16:	*10.8	↘
17:	9.3	↗
18:	9.4	↖
19:	8.9	↘
20:	10.0	↗

Serie 91.0

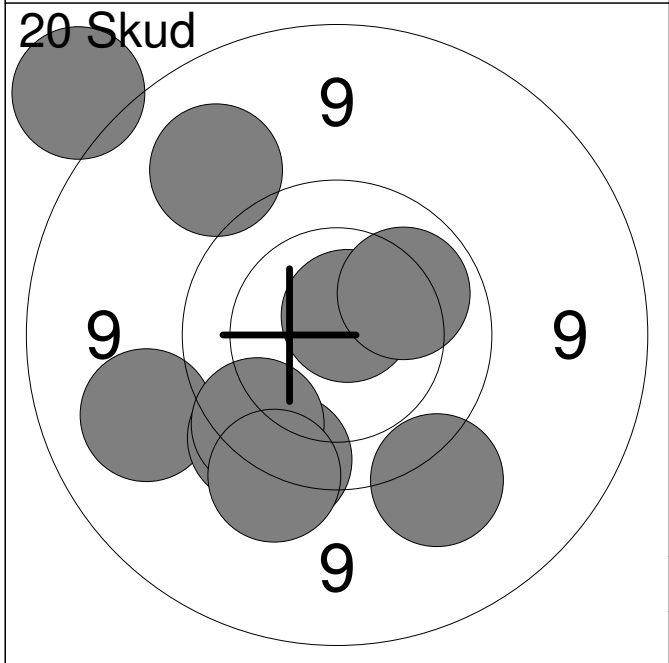
Total 185.0



1:	*10.7	↙
2:	9.0	↙
3:	10.1	→
4:	*10.9	↓
5:	8.9	→
Serie		47.0
Total		0.0



1:	9.9	↗
2:	9.0	↙
3:	8.8	↗
4:	9.2	→
5:	9.5	↗
6:	9.5	↙
7:	9.0	↙
8:	9.9	↙
9:	9.8	↑
10:	8.6	↗
Serie		88.0
Total		88.0



11:	9.4	↙
12:	9.7	↙
13:	9.2	↙
14:	8.5	↗
15:	*10.7	↗
16:	9.7	↙
17:	9.8	↙
18:	10.1	→
19:	9.2	↗
20:	9.5	↙
Serie		91.0
Total		179.0

Hold
10

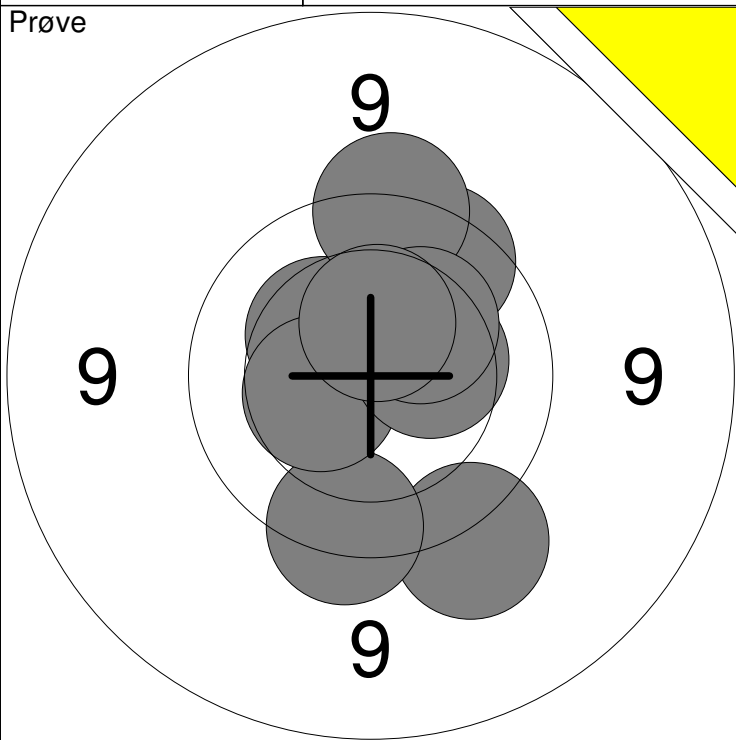
Skive
9

Pernille Nielsen

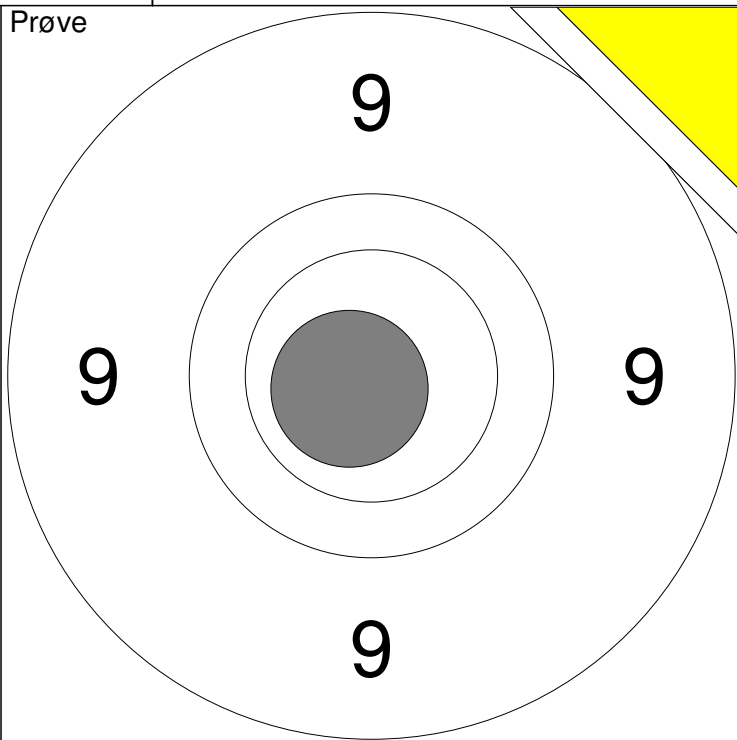
Vilsted Skf.

BK2

Prøve



Prøve



1: 9.5 ↘
2: 9.7 ↓
3: 10.4 ↖
4: 10.4 ←
5: 10.3 ↗

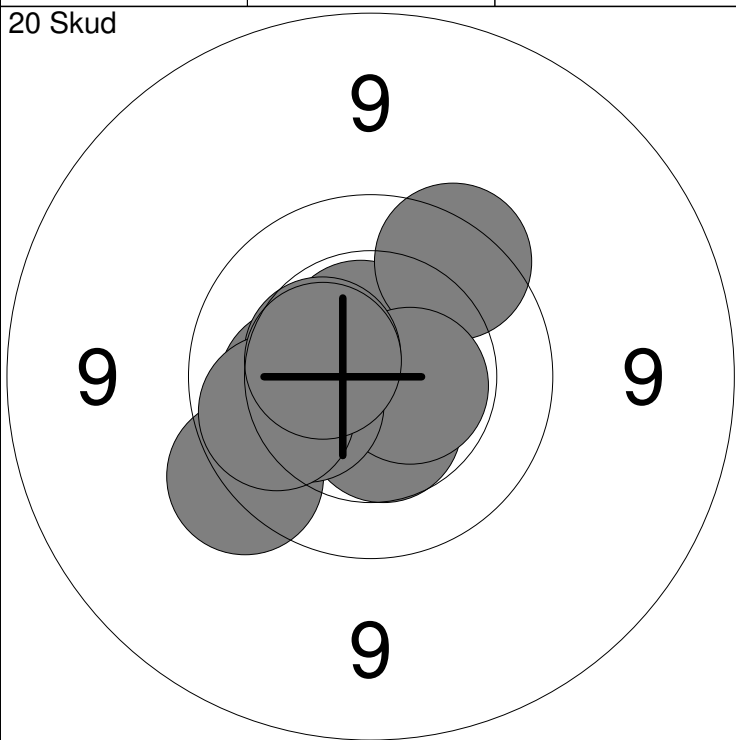
6: 9.8 ↗
7: 9.6 ↑
8: 10.4 →
9: 10.3 ↗
10: 10.4 ↑

Serie	96.0
Total	0.0

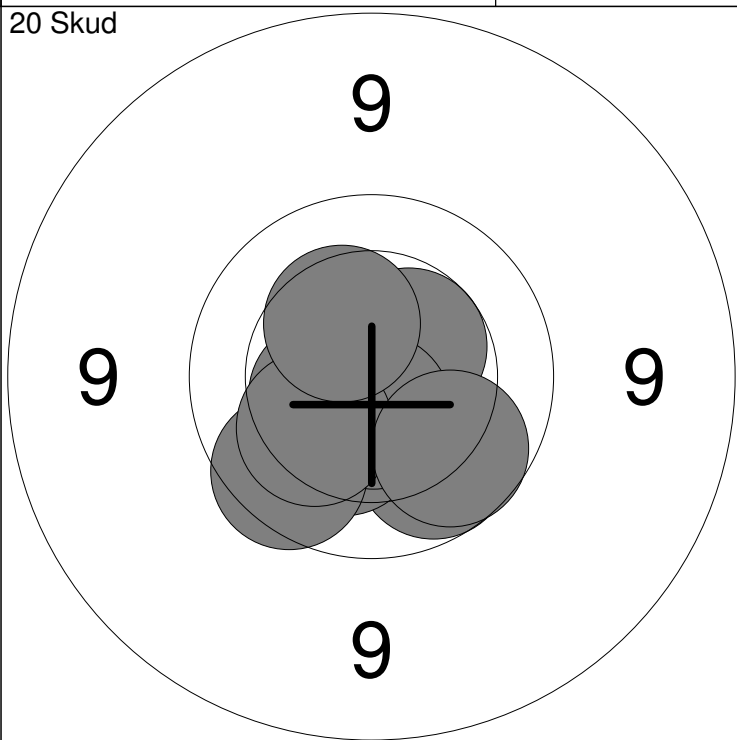
11: *10.7 ↙

Serie	10.0
Total	0.0

20 Skud



20 Skud



1: 10.5 ↓
2: *10.6 ↑
3: 9.7 ↗
4: 10.2 ←
5: *10.6 →

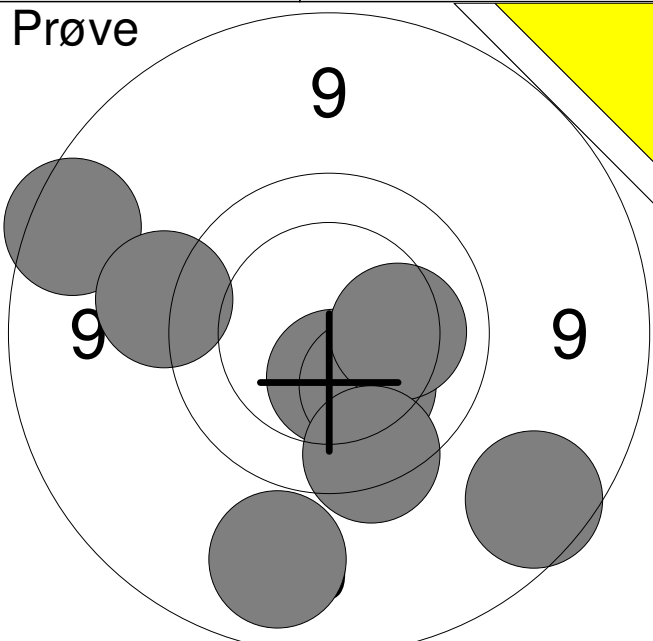
6: 10.4 ↖
7: 9.6 ↘
8: 10.3 ↖
9: 10.0 ↖
10: 10.5 ↖

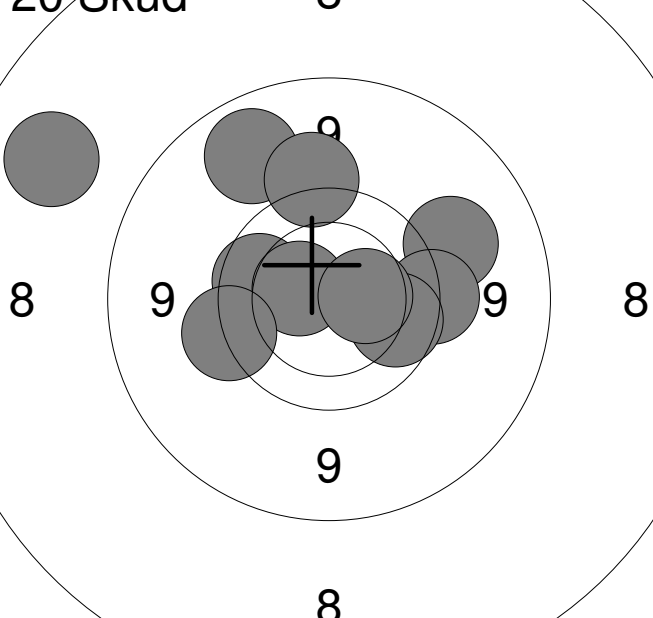
Serie	98.0
Total	98.0

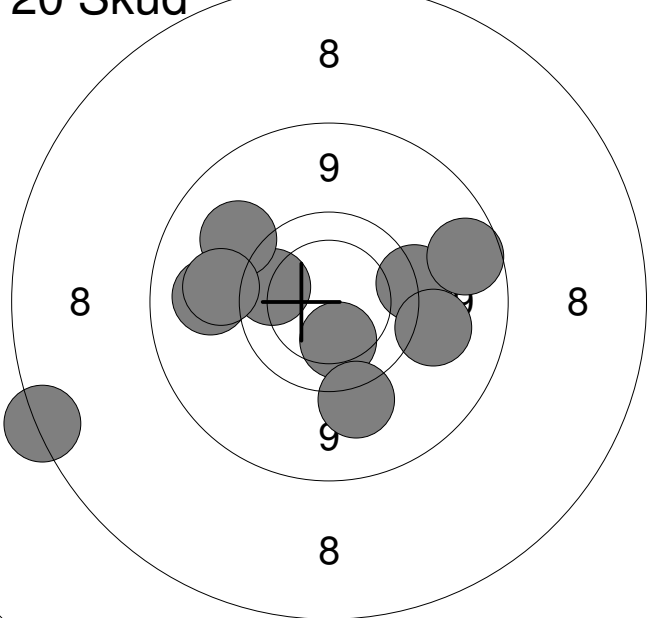
11: 9.9 ↓
12: *10.6 ↗
13: 10.5 ↗
14: 10.3 ↓
15: 10.5 ↖

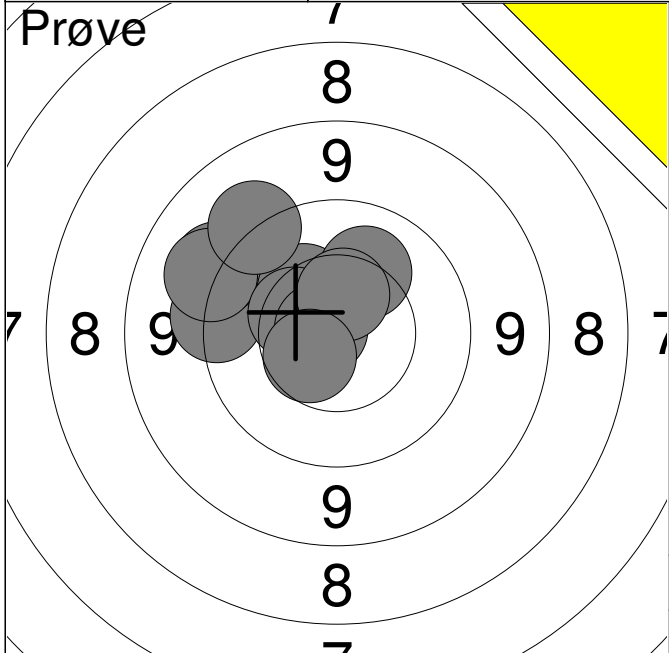
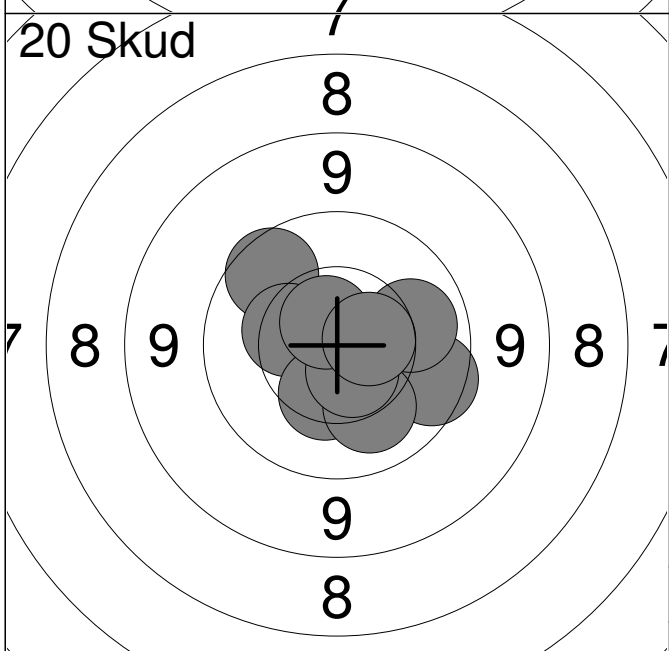
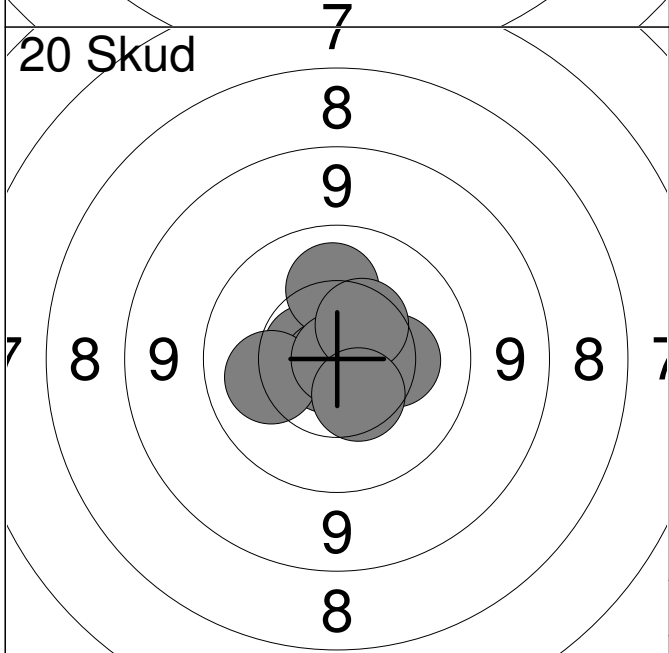
16: *10.6 ↓
17: 9.8 ↘
18: 10.2 ↘
19: 9.9 ↘
20: 10.4 ↗

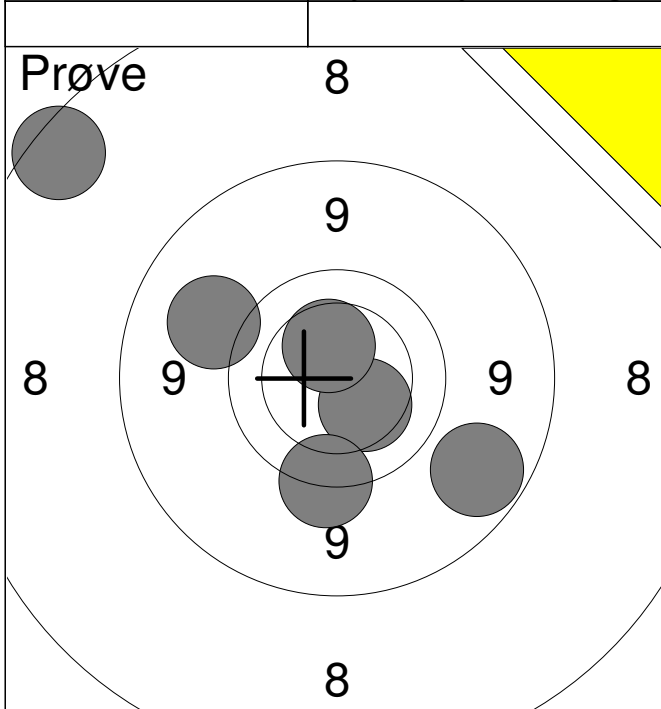
Serie	97.0
Total	195.0

<p>Prøve</p> 	<table style="width:100%; border-collapse: collapse;"> <tr><td style="width:10%;">1:</td><td style="width:15%;">8.9</td><td style="width:10%; text-align:center;">↘</td></tr> <tr><td>2:</td><td>10.5</td><td style="text-align:center;">↘</td></tr> <tr><td>3:</td><td>8.8</td><td style="text-align:center;">↗</td></tr> <tr><td>4:</td><td>9.5</td><td style="text-align:center;">↗</td></tr> <tr><td>5:</td><td>9.1</td><td style="text-align:center;">↘</td></tr> <tr><td>6:</td><td>10.2</td><td style="text-align:center;">↘</td></tr> <tr><td>7:</td><td>10.2</td><td style="text-align:center;">→</td></tr> <tr><td>8:</td><td>9.7</td><td style="text-align:center;">↘</td></tr> </table>	1:	8.9	↘	2:	10.5	↘	3:	8.8	↗	4:	9.5	↗	5:	9.1	↘	6:	10.2	↘	7:	10.2	→	8:	9.7	↘
1:	8.9	↘																							
2:	10.5	↘																							
3:	8.8	↗																							
4:	9.5	↗																							
5:	9.1	↘																							
6:	10.2	↘																							
7:	10.2	→																							
8:	9.7	↘																							
<table style="width:100%; border-collapse: collapse;"> <tr> <td style="width:10%;">Serie</td> <td style="width:80%;"></td> <td style="width:10%; text-align:right;">73.0</td> </tr> <tr> <td>Total</td> <td></td> <td style="text-align:right;">0.0</td> </tr> </table>		Serie		73.0	Total		0.0																		
Serie		73.0																							
Total		0.0																							

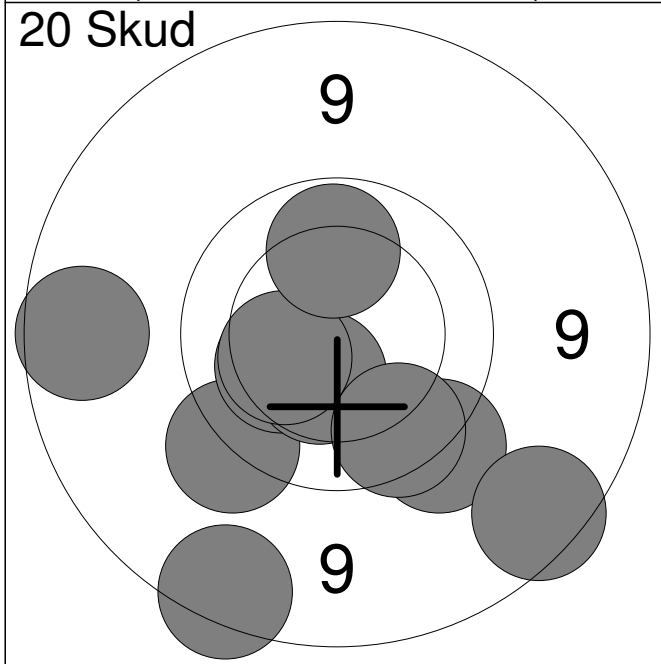
<p>20 Skud</p> 	<table style="width:100%; border-collapse: collapse;"> <tr><td style="width:10%;">1:</td><td style="width:15%;">9.9</td><td style="width:10%; text-align:center;">↖</td></tr> <tr><td>2:</td><td>8.1</td><td style="text-align:center;">↗</td></tr> <tr><td>3:</td><td>9.3</td><td style="text-align:center;">↗</td></tr> <tr><td>4:</td><td>9.1</td><td style="text-align:center;">↗</td></tr> <tr><td>5:</td><td>9.4</td><td style="text-align:center;">↗</td></tr> <tr><td>6:</td><td>9.6</td><td style="text-align:center;">→</td></tr> <tr><td>7:</td><td>10.5</td><td style="text-align:center;">↗</td></tr> <tr><td>8:</td><td>9.9</td><td style="text-align:center;">↘</td></tr> <tr><td>9:</td><td>9.6</td><td style="text-align:center;">↖</td></tr> <tr><td>10:</td><td>10.4</td><td style="text-align:center;">→</td></tr> </table>	1:	9.9	↖	2:	8.1	↗	3:	9.3	↗	4:	9.1	↗	5:	9.4	↗	6:	9.6	→	7:	10.5	↗	8:	9.9	↘	9:	9.6	↖	10:	10.4	→
1:	9.9	↖																													
2:	8.1	↗																													
3:	9.3	↗																													
4:	9.1	↗																													
5:	9.4	↗																													
6:	9.6	→																													
7:	10.5	↗																													
8:	9.9	↘																													
9:	9.6	↖																													
10:	10.4	→																													
<table style="width:100%; border-collapse: collapse;"> <tr> <td style="width:10%;">Serie</td> <td style="width:80%;"></td> <td style="width:10%; text-align:right;">91.0</td> </tr> <tr> <td>Total</td> <td></td> <td style="text-align:right;">91.0</td> </tr> </table>		Serie		91.0	Total		91.0																								
Serie		91.0																													
Total		91.0																													

<p>20 Skud</p> 	<table style="width:100%; border-collapse: collapse;"> <tr><td style="width:10%;">11:</td><td style="width:15%;">10.2</td><td style="width:10%; text-align:center;">↘</td></tr> <tr><td>12:</td><td>9.2</td><td style="text-align:center;">↖</td></tr> <tr><td>13:</td><td>9.5</td><td style="text-align:center;">→</td></tr> <tr><td>14:</td><td>9.4</td><td style="text-align:center;">↘</td></tr> <tr><td>15:</td><td>9.3</td><td style="text-align:center;">↘</td></tr> <tr><td>16:</td><td>9.9</td><td style="text-align:center;">↗</td></tr> <tr><td>17:</td><td>7.7</td><td style="text-align:center;">↖</td></tr> <tr><td>18:</td><td>9.3</td><td style="text-align:center;">↗</td></tr> <tr><td>19:</td><td>8.9</td><td style="text-align:center;">→</td></tr> <tr><td>20:</td><td>9.3</td><td style="text-align:center;">↖</td></tr> </table>	11:	10.2	↘	12:	9.2	↖	13:	9.5	→	14:	9.4	↘	15:	9.3	↘	16:	9.9	↗	17:	7.7	↖	18:	9.3	↗	19:	8.9	→	20:	9.3	↖
11:	10.2	↘																													
12:	9.2	↖																													
13:	9.5	→																													
14:	9.4	↘																													
15:	9.3	↘																													
16:	9.9	↗																													
17:	7.7	↖																													
18:	9.3	↗																													
19:	8.9	→																													
20:	9.3	↖																													
<table style="width:100%; border-collapse: collapse;"> <tr> <td style="width:10%;">Serie</td> <td style="width:80%;"></td> <td style="width:10%; text-align:right;">88.0</td> </tr> <tr> <td>Total</td> <td></td> <td style="text-align:right;">179.0</td> </tr> </table>		Serie		88.0	Total		179.0																								
Serie		88.0																													
Total		179.0																													

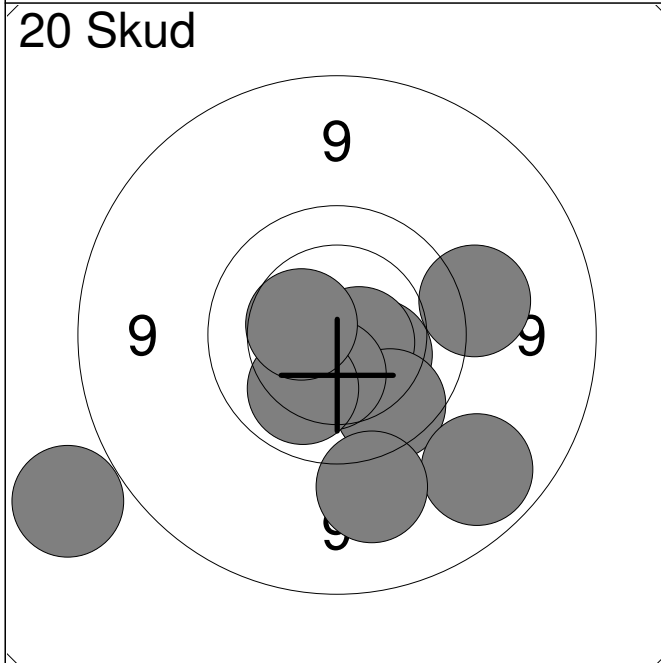
<p>Prøve</p> 	<table style="width:100%; border-collapse: collapse;"> <tr><td style="width:10%;">1:</td><td style="width:15%;">9.5</td><td style="width:10%; text-align: center;">←</td></tr> <tr><td>2:</td><td>9.3</td><td style="text-align: center;">↗</td></tr> <tr><td>3:</td><td>10.3</td><td style="text-align: center;">↗</td></tr> <tr><td>4:</td><td>9.3</td><td style="text-align: center;">↗</td></tr> <tr><td>5:</td><td>9.3</td><td style="text-align: center;">↗</td></tr> <tr><td>6:</td><td>10.4</td><td style="text-align: center;">↗</td></tr> <tr><td>7:</td><td>10.2</td><td style="text-align: center;">↗</td></tr> <tr><td>8:</td><td>*10.8</td><td style="text-align: center;">←</td></tr> <tr><td>9:</td><td>10.5</td><td style="text-align: center;">↑</td></tr> <tr><td>10:</td><td>10.5</td><td style="text-align: center;">↙</td></tr> <tr><td colspan="2">Serie</td><td style="text-align: right;">96.0</td></tr> <tr><td colspan="2">Total</td><td style="text-align: right;">0.0</td></tr> </table>	1:	9.5	←	2:	9.3	↗	3:	10.3	↗	4:	9.3	↗	5:	9.3	↗	6:	10.4	↗	7:	10.2	↗	8:	*10.8	←	9:	10.5	↑	10:	10.5	↙	Serie		96.0	Total		0.0
1:	9.5	←																																			
2:	9.3	↗																																			
3:	10.3	↗																																			
4:	9.3	↗																																			
5:	9.3	↗																																			
6:	10.4	↗																																			
7:	10.2	↗																																			
8:	*10.8	←																																			
9:	10.5	↑																																			
10:	10.5	↙																																			
Serie		96.0																																			
Total		0.0																																			
<p>20 Skud</p> 	<table style="width:100%; border-collapse: collapse;"> <tr><td style="width:10%;">1:</td><td style="width:15%;">9.8</td><td style="width:10%; text-align: center;">↗</td></tr> <tr><td>2:</td><td>*10.8</td><td style="text-align: center;">↘</td></tr> <tr><td>3:</td><td>9.8</td><td style="text-align: center;">↘</td></tr> <tr><td>4:</td><td>10.4</td><td style="text-align: center;">↗</td></tr> <tr><td>5:</td><td>10.4</td><td style="text-align: center;">↘</td></tr> <tr><td>6:</td><td>10.1</td><td style="text-align: center;">↘</td></tr> <tr><td>7:</td><td>10.1</td><td style="text-align: center;">↗</td></tr> <tr><td>8:</td><td>*10.6</td><td style="text-align: center;">↘</td></tr> <tr><td>9:</td><td>*10.7</td><td style="text-align: center;">↗</td></tr> <tr><td>10:</td><td>10.6</td><td style="text-align: center;">→</td></tr> <tr><td colspan="2">Serie</td><td style="text-align: right;">98.0</td></tr> <tr><td colspan="2">Total</td><td style="text-align: right;">98.0</td></tr> </table>	1:	9.8	↗	2:	*10.8	↘	3:	9.8	↘	4:	10.4	↗	5:	10.4	↘	6:	10.1	↘	7:	10.1	↗	8:	*10.6	↘	9:	*10.7	↗	10:	10.6	→	Serie		98.0	Total		98.0
1:	9.8	↗																																			
2:	*10.8	↘																																			
3:	9.8	↘																																			
4:	10.4	↗																																			
5:	10.4	↘																																			
6:	10.1	↘																																			
7:	10.1	↗																																			
8:	*10.6	↘																																			
9:	*10.7	↗																																			
10:	10.6	→																																			
Serie		98.0																																			
Total		98.0																																			
<p>20 Skud</p> 	<table style="width:100%; border-collapse: collapse;"> <tr><td style="width:10%;">11:</td><td style="width:15%;">10.6</td><td style="width:10%; text-align: center;">→</td></tr> <tr><td>12:</td><td>*10.6</td><td style="text-align: center;">←</td></tr> <tr><td>13:</td><td>*10.8</td><td style="text-align: center;">↙</td></tr> <tr><td>14:</td><td>*10.7</td><td style="text-align: center;">↗</td></tr> <tr><td>15:</td><td>10.3</td><td style="text-align: center;">→</td></tr> <tr><td>16:</td><td>10.1</td><td style="text-align: center;">↑</td></tr> <tr><td>17:</td><td>10.2</td><td style="text-align: center;">←</td></tr> <tr><td>18:</td><td>*10.9</td><td style="text-align: center;">↗</td></tr> <tr><td>19:</td><td>10.5</td><td style="text-align: center;">↗</td></tr> <tr><td>20:</td><td>10.5</td><td style="text-align: center;">↘</td></tr> <tr><td colspan="2">Serie</td><td style="text-align: right;">100.0</td></tr> <tr><td colspan="2">Total</td><td style="text-align: right;">198.0</td></tr> </table>	11:	10.6	→	12:	*10.6	←	13:	*10.8	↙	14:	*10.7	↗	15:	10.3	→	16:	10.1	↑	17:	10.2	←	18:	*10.9	↗	19:	10.5	↗	20:	10.5	↘	Serie		100.0	Total		198.0
11:	10.6	→																																			
12:	*10.6	←																																			
13:	*10.8	↙																																			
14:	*10.7	↗																																			
15:	10.3	→																																			
16:	10.1	↑																																			
17:	10.2	←																																			
18:	*10.9	↗																																			
19:	10.5	↗																																			
20:	10.5	↘																																			
Serie		100.0																																			
Total		198.0																																			



1:	9.0	↘
2:	9.3	↗
3:	10.3	↘
4:	9.6	↘
5:	7.8	↗
6:	10.4	↗
Serie		54.0
Total		0.0



1:	8.8	↘
2:	9.5	↘
3:	10.2	↘
4:	10.4	↘
5:	10.3	↘
6:	8.9	↖
7:	10.0	↗
8:	9.6	↘
9:	8.8	↘
10:	9.8	↘
Serie		91.0
Total		91.0

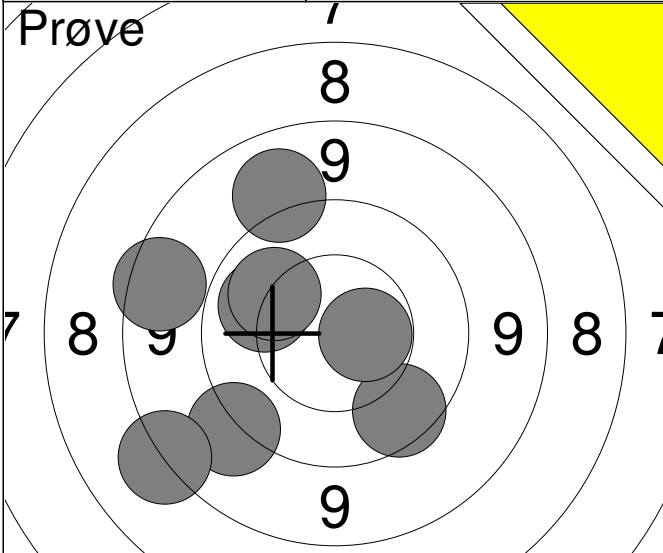


11:	10.4	↘
12:	9.4	↗
13:	8.4	↖
14:	*10.6	↗
15:	9.8	↘
16:	10.4	↘
17:	10.1	↘
18:	9.0	↘
19:	9.3	↘
20:	10.4	↗
Serie		94.0
Total		185.0

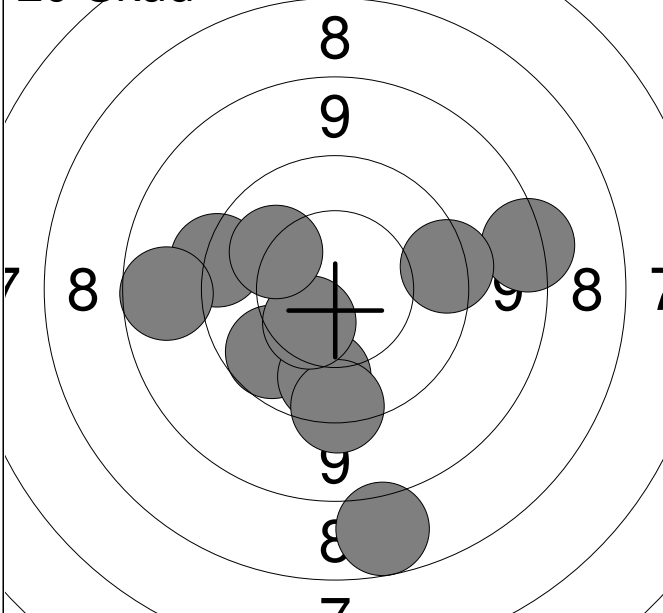
<p>Prøve</p>	<table style="width:100%; border-collapse: collapse;"> <tr> <td style="width:10%; text-align: right;">1:</td> <td style="width:15%;">10.2</td> <td style="width:10%; text-align: right;">↘</td> </tr> <tr> <td style="text-align: right;">2:</td> <td>10.4</td> <td style="text-align: right;">↗</td> </tr> </table>	1:	10.2	↘	2:	10.4	↗
1:	10.2	↘					
2:	10.4	↗					
<table style="width:100%; border-collapse: collapse;"> <tr> <td style="width:80%;">Serie</td> <td style="text-align: right;">20.0</td> </tr> <tr> <td>Total</td> <td style="text-align: right;">0.0</td> </tr> </table>		Serie	20.0	Total	0.0		
Serie	20.0						
Total	0.0						

<p>20 Skud</p>	<table style="width:100%; border-collapse: collapse;"> <tr> <td style="width:10%; text-align: right;">1:</td> <td style="width:15%;">10.1</td> <td style="width:10%; text-align: right;">←</td> </tr> <tr> <td style="text-align: right;">2:</td> <td>10.4</td> <td style="text-align: right;">↗</td> </tr> <tr> <td style="text-align: right;">3:</td> <td>10.3</td> <td style="text-align: right;">↘</td> </tr> <tr> <td style="text-align: right;">4:</td> <td>*10.8</td> <td style="text-align: right;">↑</td> </tr> <tr> <td style="text-align: right;">5:</td> <td>*10.6</td> <td style="text-align: right;">←</td> </tr> <tr> <td style="text-align: right;">6:</td> <td>*10.6</td> <td style="text-align: right;">↗</td> </tr> <tr> <td style="text-align: right;">7:</td> <td>10.1</td> <td style="text-align: right;">↑</td> </tr> <tr> <td style="text-align: right;">8:</td> <td>10.2</td> <td style="text-align: right;">↗</td> </tr> <tr> <td style="text-align: right;">9:</td> <td>10.3</td> <td style="text-align: right;">←</td> </tr> <tr> <td style="text-align: right;">10:</td> <td>10.0</td> <td style="text-align: right;">→</td> </tr> </table>	1:	10.1	←	2:	10.4	↗	3:	10.3	↘	4:	*10.8	↑	5:	*10.6	←	6:	*10.6	↗	7:	10.1	↑	8:	10.2	↗	9:	10.3	←	10:	10.0	→
1:	10.1	←																													
2:	10.4	↗																													
3:	10.3	↘																													
4:	*10.8	↑																													
5:	*10.6	←																													
6:	*10.6	↗																													
7:	10.1	↑																													
8:	10.2	↗																													
9:	10.3	←																													
10:	10.0	→																													
<table style="width:100%; border-collapse: collapse;"> <tr> <td style="width:80%;">Serie</td> <td style="text-align: right;">100.0</td> </tr> <tr> <td>Total</td> <td style="text-align: right;">100.0</td> </tr> </table>		Serie	100.0	Total	100.0																										
Serie	100.0																														
Total	100.0																														

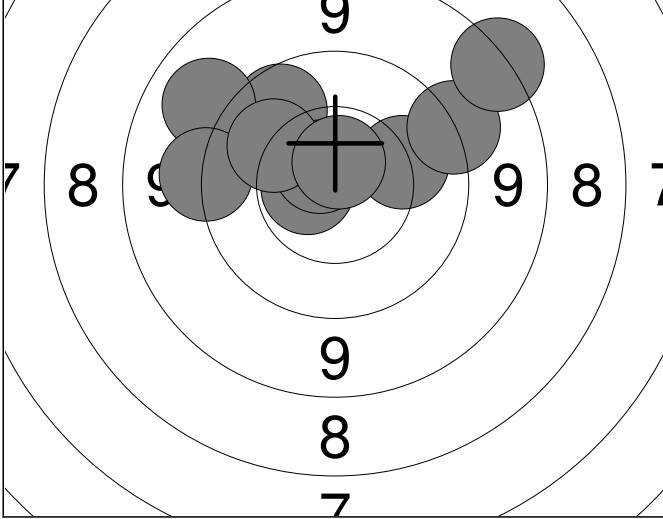
<p>20 Skud</p>	<table style="width:100%; border-collapse: collapse;"> <tr> <td style="width:10%; text-align: right;">11:</td> <td style="width:15%;">10.4</td> <td style="width:10%; text-align: right;">↗</td> </tr> <tr> <td style="text-align: right;">12:</td> <td>10.4</td> <td style="text-align: right;">↗</td> </tr> <tr> <td style="text-align: right;">13:</td> <td>10.0</td> <td style="text-align: right;">↘</td> </tr> <tr> <td style="text-align: right;">14:</td> <td>10.5</td> <td style="text-align: right;">→</td> </tr> <tr> <td style="text-align: right;">15:</td> <td>*10.6</td> <td style="text-align: right;">↘</td> </tr> <tr> <td style="text-align: right;">16:</td> <td>9.7</td> <td style="text-align: right;">↗</td> </tr> <tr> <td style="text-align: right;">17:</td> <td>10.4</td> <td style="text-align: right;">↗</td> </tr> <tr> <td style="text-align: right;">18:</td> <td>*10.5</td> <td style="text-align: right;">↗</td> </tr> <tr> <td style="text-align: right;">19:</td> <td>9.8</td> <td style="text-align: right;">↘</td> </tr> <tr> <td style="text-align: right;">20:</td> <td>*10.7</td> <td style="text-align: right;">→</td> </tr> </table>	11:	10.4	↗	12:	10.4	↗	13:	10.0	↘	14:	10.5	→	15:	*10.6	↘	16:	9.7	↗	17:	10.4	↗	18:	*10.5	↗	19:	9.8	↘	20:	*10.7	→
11:	10.4	↗																													
12:	10.4	↗																													
13:	10.0	↘																													
14:	10.5	→																													
15:	*10.6	↘																													
16:	9.7	↗																													
17:	10.4	↗																													
18:	*10.5	↗																													
19:	9.8	↘																													
20:	*10.7	→																													
<table style="width:100%; border-collapse: collapse;"> <tr> <td style="width:80%;">Serie</td> <td style="text-align: right;">98.0</td> </tr> <tr> <td>Total</td> <td style="text-align: right;">198.0</td> </tr> </table>		Serie	98.0	Total	198.0																										
Serie	98.0																														
Total	198.0																														

<p>Prøve</p> 	<table style="width:100%; border-collapse: collapse;"> <tr><td style="width:10%;">1:</td><td style="width:15%;">9.8</td><td style="width:10%; text-align: right;">↘</td></tr> <tr><td>2:</td><td>9.3</td><td style="text-align: right;">↙</td></tr> <tr><td>3:</td><td>8.4</td><td style="text-align: right;">↙</td></tr> <tr><td>4:</td><td>*10.6</td><td style="text-align: right;">→</td></tr> <tr><td>5:</td><td>9.2</td><td style="text-align: right;">↗</td></tr> <tr><td>6:</td><td>8.7</td><td style="text-align: right;">↖</td></tr> <tr><td>7:</td><td>10.1</td><td style="text-align: right;">↗</td></tr> <tr><td>8:</td><td>10.1</td><td style="text-align: right;">↗</td></tr> </table>	1:	9.8	↘	2:	9.3	↙	3:	8.4	↙	4:	*10.6	→	5:	9.2	↗	6:	8.7	↖	7:	10.1	↗	8:	10.1	↗
1:	9.8	↘																							
2:	9.3	↙																							
3:	8.4	↙																							
4:	*10.6	→																							
5:	9.2	↗																							
6:	8.7	↖																							
7:	10.1	↗																							
8:	10.1	↗																							

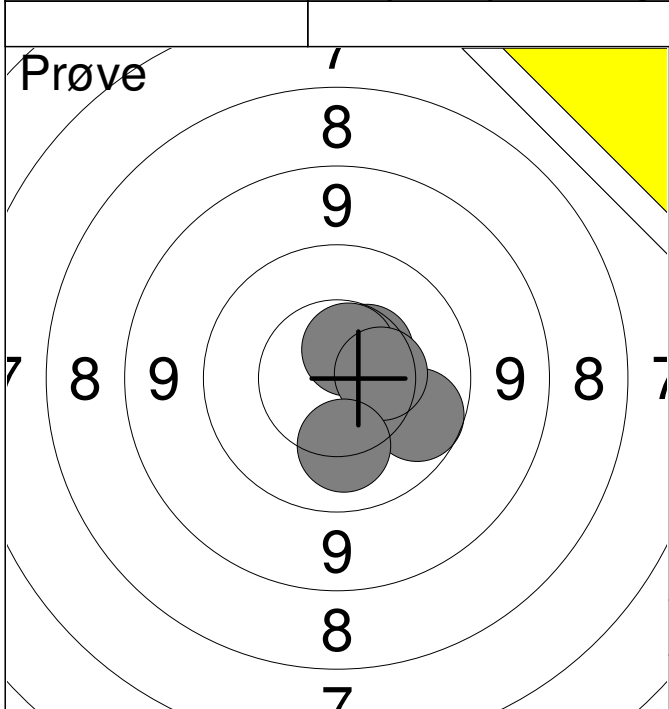
Serie	73.0
Total	0.0

<p>20 Skud</p> 	<table style="width:100%; border-collapse: collapse;"> <tr><td style="width:10%;">1:</td><td style="width:15%;">7.9</td><td style="width:10%; text-align: right;">↘</td></tr> <tr><td>2:</td><td>9.9</td><td style="text-align: right;">↙</td></tr> <tr><td>3:</td><td>9.9</td><td style="text-align: right;">↘</td></tr> <tr><td>4:</td><td>9.6</td><td style="text-align: right;">↘</td></tr> <tr><td>5:</td><td>8.5</td><td style="text-align: right;">→</td></tr> <tr><td>6:</td><td>10.5</td><td style="text-align: right;">↙</td></tr> <tr><td>7:</td><td>9.5</td><td style="text-align: right;">↖</td></tr> <tr><td>8:</td><td>9.6</td><td style="text-align: right;">→</td></tr> <tr><td>9:</td><td>8.9</td><td style="text-align: right;">←</td></tr> <tr><td>10:</td><td>10.1</td><td style="text-align: right;">↗</td></tr> </table>	1:	7.9	↘	2:	9.9	↙	3:	9.9	↘	4:	9.6	↘	5:	8.5	→	6:	10.5	↙	7:	9.5	↖	8:	9.6	→	9:	8.9	←	10:	10.1	↗
1:	7.9	↘																													
2:	9.9	↙																													
3:	9.9	↘																													
4:	9.6	↘																													
5:	8.5	→																													
6:	10.5	↙																													
7:	9.5	↖																													
8:	9.6	→																													
9:	8.9	←																													
10:	10.1	↗																													

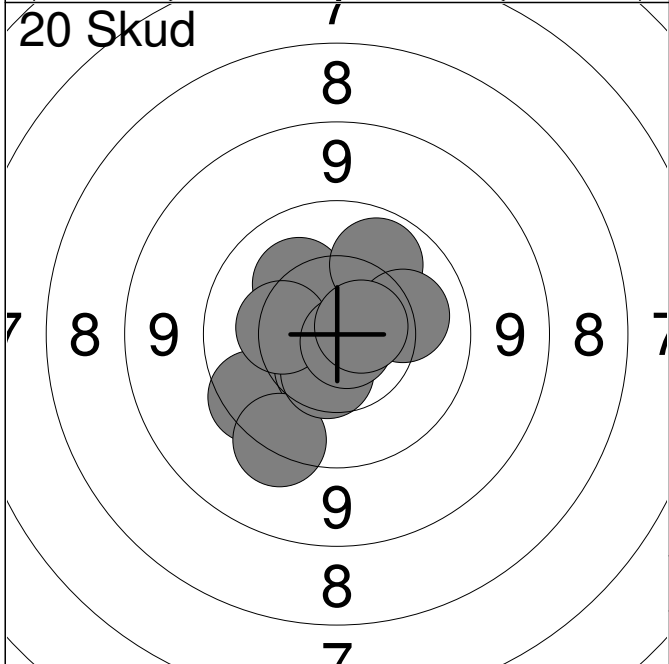
Serie	88.0
Total	88.0

<p>20 Skud</p> 	<table style="width:100%; border-collapse: collapse;"> <tr><td style="width:10%;">11:</td><td style="width:15%;">10.1</td><td style="width:10%; text-align: right;">→</td></tr> <tr><td>12:</td><td>9.9</td><td style="text-align: right;">↗</td></tr> <tr><td>13:</td><td>*10.6</td><td style="text-align: right;">←</td></tr> <tr><td>14:</td><td>*10.7</td><td style="text-align: right;">↗</td></tr> <tr><td>15:</td><td>9.4</td><td style="text-align: right;">↗</td></tr> <tr><td>16:</td><td>9.2</td><td style="text-align: right;">↗</td></tr> <tr><td>17:</td><td>9.4</td><td style="text-align: right;">←</td></tr> <tr><td>18:</td><td>8.5</td><td style="text-align: right;">↗</td></tr> <tr><td>19:</td><td>10.1</td><td style="text-align: right;">↗</td></tr> <tr><td>20:</td><td>*10.7</td><td style="text-align: right;">↑</td></tr> </table>	11:	10.1	→	12:	9.9	↗	13:	*10.6	←	14:	*10.7	↗	15:	9.4	↗	16:	9.2	↗	17:	9.4	←	18:	8.5	↗	19:	10.1	↗	20:	*10.7	↑
11:	10.1	→																													
12:	9.9	↗																													
13:	*10.6	←																													
14:	*10.7	↗																													
15:	9.4	↗																													
16:	9.2	↗																													
17:	9.4	←																													
18:	8.5	↗																													
19:	10.1	↗																													
20:	*10.7	↑																													

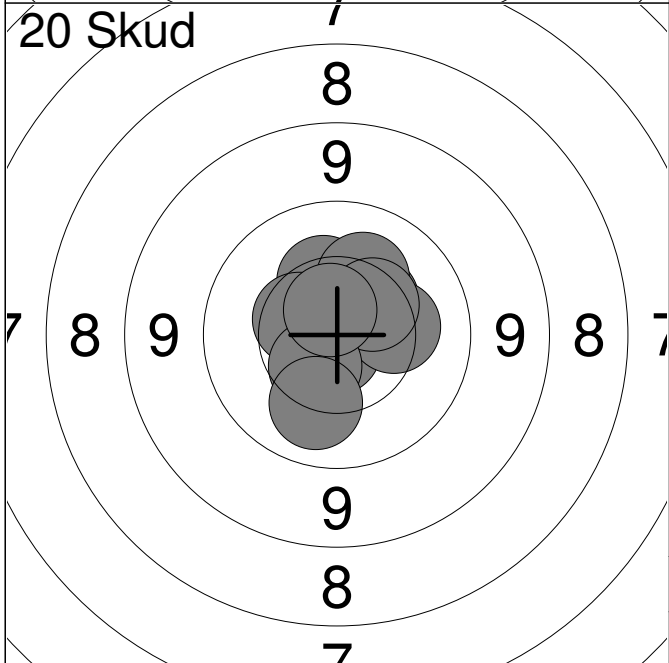
Serie	94.0
Total	182.0



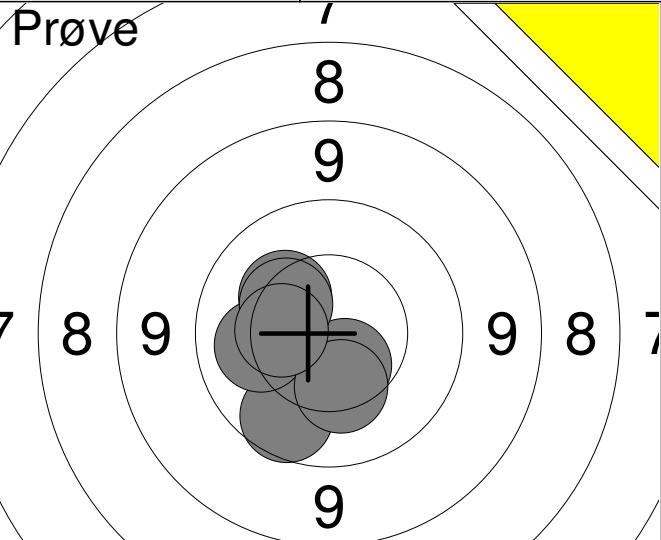
1:	10.5	↗
2:	9.9	→
3:	*10.6	↗
4:	10.4	→
5:	10.2	↓
Serie		49.0
Total		0.0



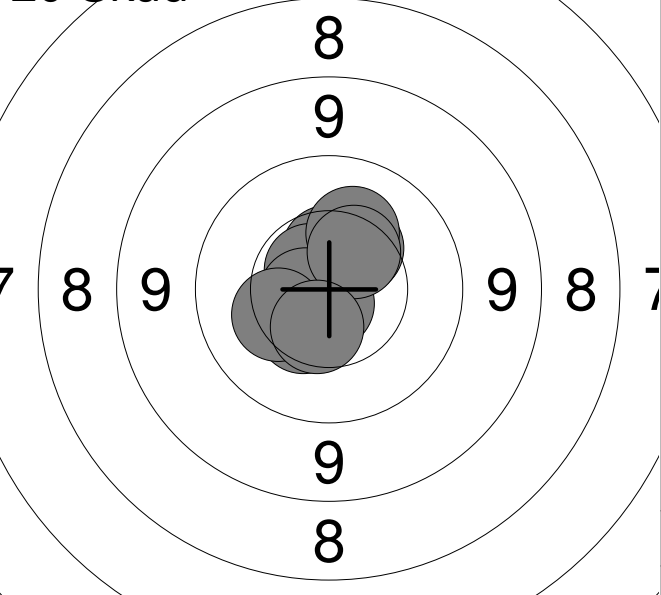
1:	9.7	↖
2:	10.5	↓
3:	10.2	↗
4:	9.5	↓
5:	10.5	↓
6:	10.3	↖
7:	10.0	↗
8:	*10.8	↓
9:	10.2	→
10:	*10.7	→
Serie		98.0
Total		98.0



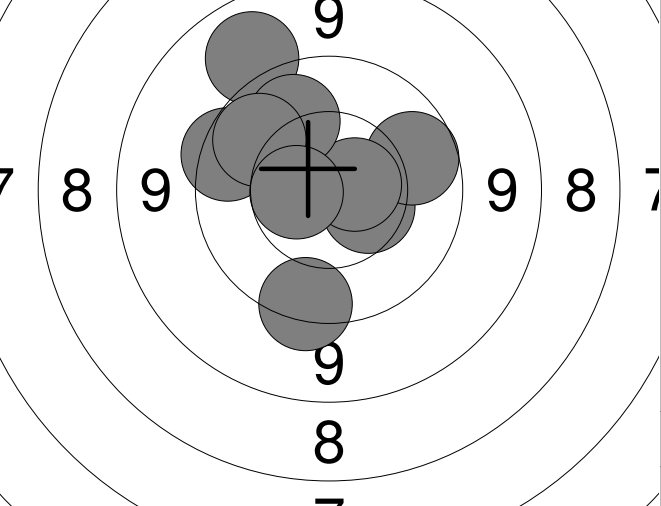
11:	10.4	↗
12:	10.3	↗
13:	10.5	↖
14:	*10.8	↓
15:	10.3	→
16:	10.2	↗
17:	10.4	↗
18:	10.5	↖
19:	10.1	↓
20:	*10.6	↗
Serie		100.0
Total		198.0

<p>Prøve</p> 	<table style="width:100%; border-collapse: collapse;"> <tr><td style="width:10%;">1:</td><td style="width:15%;">9.9</td><td style="width:10%; text-align: center;">↙</td></tr> <tr><td>2:</td><td>10.3</td><td style="text-align: center;">↗</td></tr> <tr><td>3:</td><td>10.2</td><td style="text-align: center;">←</td></tr> <tr><td>4:</td><td>10.5</td><td style="text-align: center;">↘</td></tr> <tr><td>5:</td><td>10.4</td><td style="text-align: center;">↗</td></tr> <tr><td>6:</td><td>10.3</td><td style="text-align: center;">↘</td></tr> <tr><td>7:</td><td>10.4</td><td style="text-align: center;">←</td></tr> </table>	1:	9.9	↙	2:	10.3	↗	3:	10.2	←	4:	10.5	↘	5:	10.4	↗	6:	10.3	↘	7:	10.4	←
1:	9.9	↙																				
2:	10.3	↗																				
3:	10.2	←																				
4:	10.5	↘																				
5:	10.4	↗																				
6:	10.3	↘																				
7:	10.4	←																				

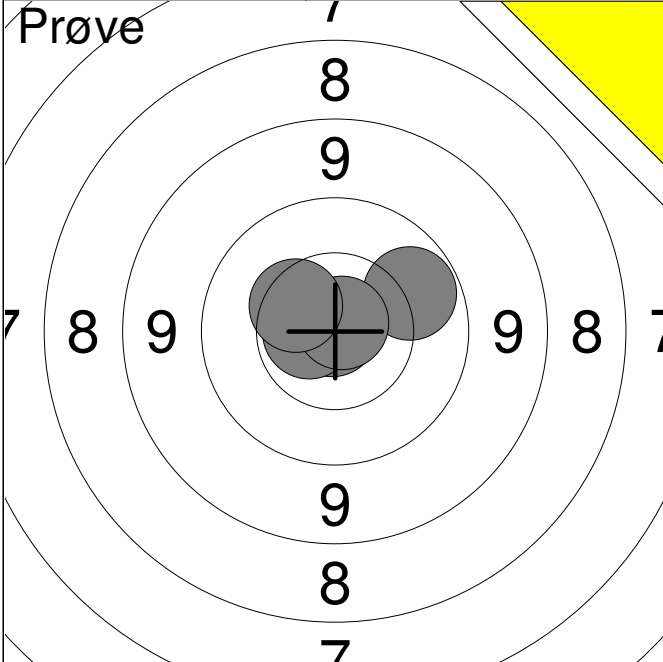
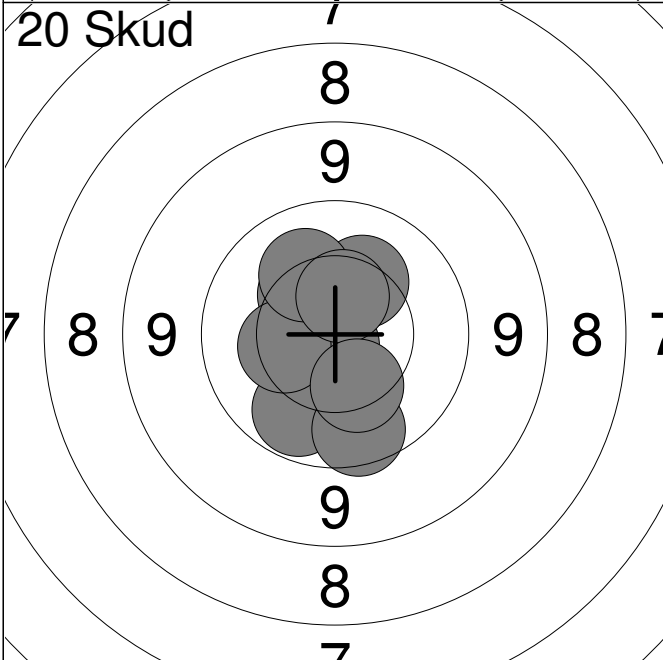
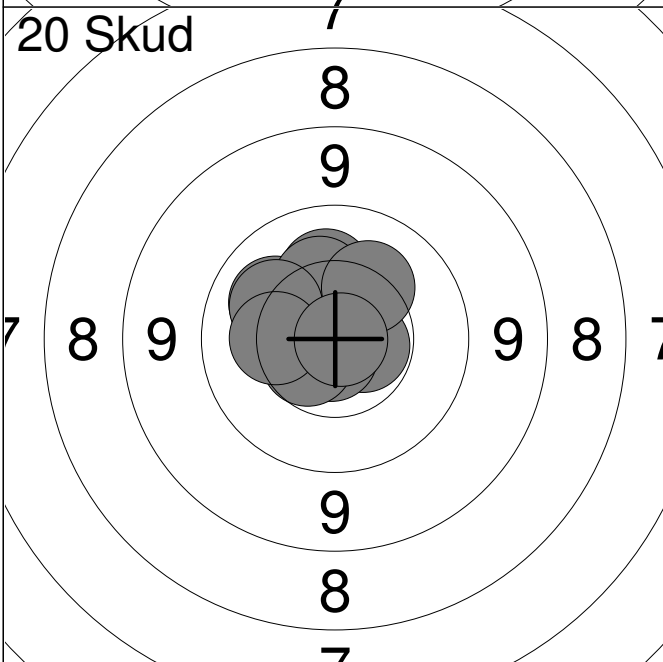
Serie	69.0
Total	0.0

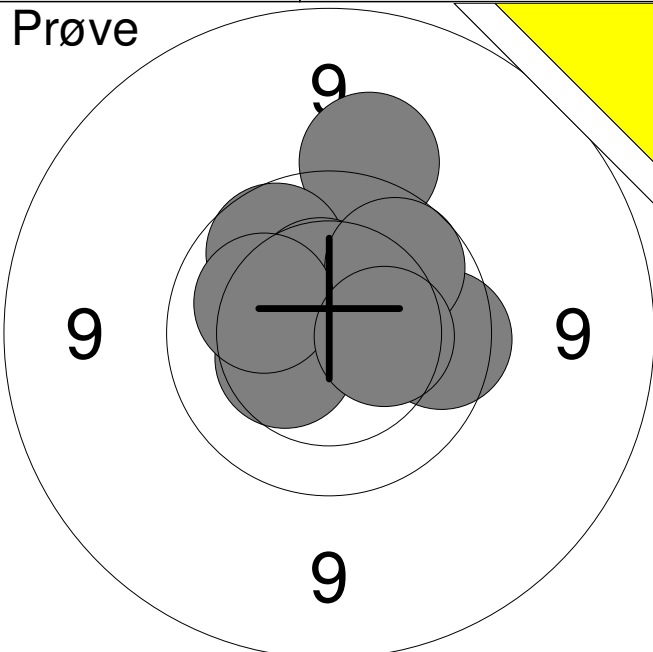
<p>20 Skud</p> 	<table style="width:100%; border-collapse: collapse;"> <tr><td style="width:10%;">1:</td><td style="width:15%;">10.5</td><td style="width:10%; text-align: center;">↑</td></tr> <tr><td>2:</td><td>*10.8</td><td style="text-align: center;">↓</td></tr> <tr><td>3:</td><td>10.4</td><td style="text-align: center;">↙</td></tr> <tr><td>4:</td><td>*10.6</td><td style="text-align: center;">↗</td></tr> <tr><td>5:</td><td>10.4</td><td style="text-align: center;">↗</td></tr> <tr><td>6:</td><td>10.2</td><td style="text-align: center;">↑</td></tr> <tr><td>7:</td><td>*10.7</td><td style="text-align: center;">←</td></tr> <tr><td>8:</td><td>10.3</td><td style="text-align: center;">↙</td></tr> <tr><td>9:</td><td>10.4</td><td style="text-align: center;">↗</td></tr> <tr><td>10:</td><td>10.5</td><td style="text-align: center;">↓</td></tr> </table>	1:	10.5	↑	2:	*10.8	↓	3:	10.4	↙	4:	*10.6	↗	5:	10.4	↗	6:	10.2	↑	7:	*10.7	←	8:	10.3	↙	9:	10.4	↗	10:	10.5	↓
1:	10.5	↑																													
2:	*10.8	↓																													
3:	10.4	↙																													
4:	*10.6	↗																													
5:	10.4	↗																													
6:	10.2	↑																													
7:	*10.7	←																													
8:	10.3	↙																													
9:	10.4	↗																													
10:	10.5	↓																													

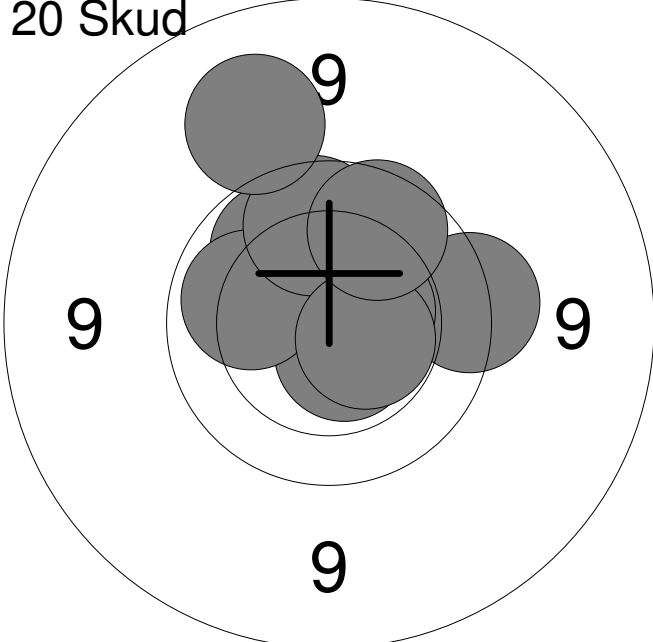
Serie	100.0
Total	100.0

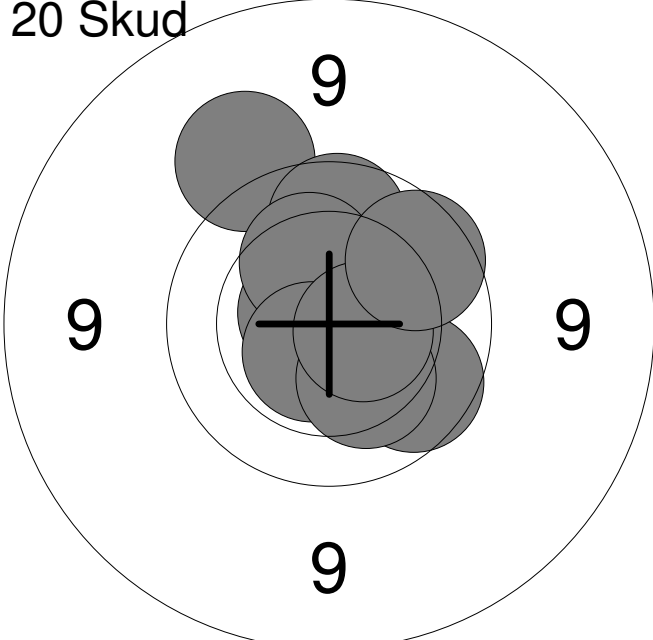
<p>20 Skud</p> 	<table style="width:100%; border-collapse: collapse;"> <tr><td style="width:10%;">11:</td><td style="width:15%;">9.6</td><td style="width:10%; text-align: center;">↓</td></tr> <tr><td>12:</td><td>10.5</td><td style="text-align: center;">→</td></tr> <tr><td>13:</td><td>10.4</td><td style="text-align: center;">↗</td></tr> <tr><td>14:</td><td>9.9</td><td style="text-align: center;">→</td></tr> <tr><td>15:</td><td>*10.6</td><td style="text-align: center;">→</td></tr> <tr><td>16:</td><td>9.7</td><td style="text-align: center;">↗</td></tr> <tr><td>17:</td><td>9.1</td><td style="text-align: center;">↗</td></tr> <tr><td>18:</td><td>10.1</td><td style="text-align: center;">↗</td></tr> <tr><td>19:</td><td>10.0</td><td style="text-align: center;">↗</td></tr> <tr><td>20:</td><td>10.6</td><td style="text-align: center;">←</td></tr> </table>	11:	9.6	↓	12:	10.5	→	13:	10.4	↗	14:	9.9	→	15:	*10.6	→	16:	9.7	↗	17:	9.1	↗	18:	10.1	↗	19:	10.0	↗	20:	10.6	←
11:	9.6	↓																													
12:	10.5	→																													
13:	10.4	↗																													
14:	9.9	→																													
15:	*10.6	→																													
16:	9.7	↗																													
17:	9.1	↗																													
18:	10.1	↗																													
19:	10.0	↗																													
20:	10.6	←																													

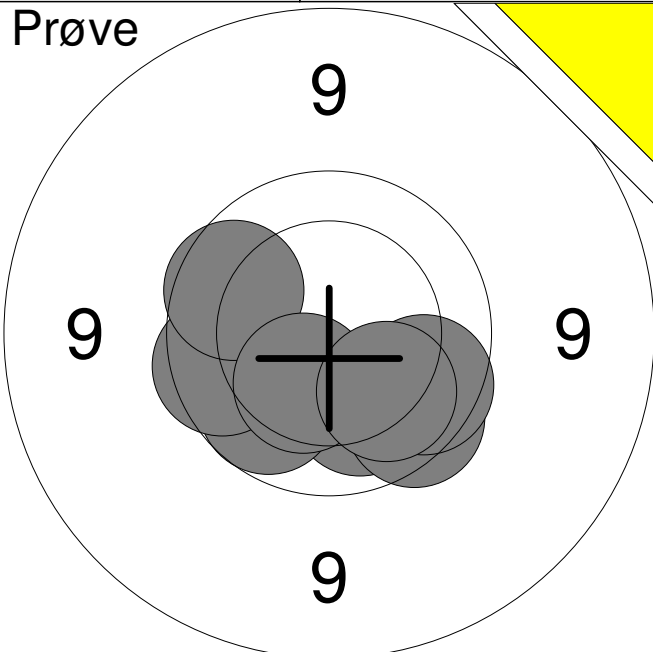
Serie	96.0
Total	196.0

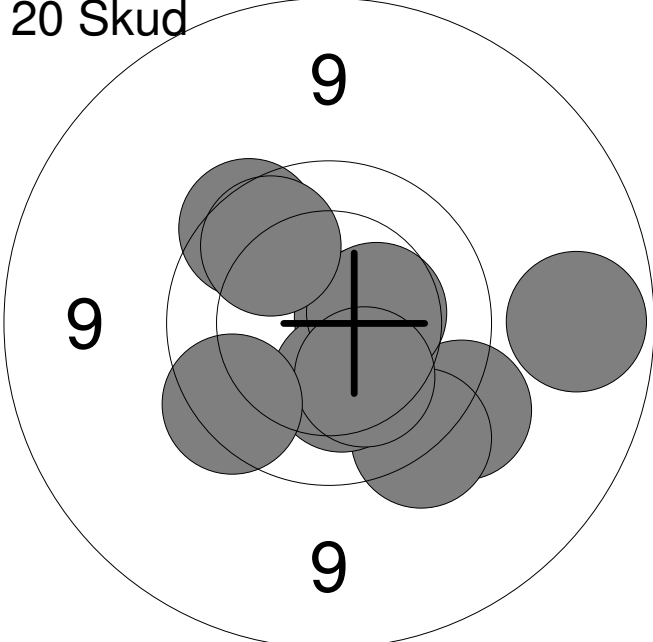
<p>Prøve</p> 	<table style="width:100%; border-collapse: collapse;"> <tr><td style="width:10%;">1:</td><td style="width:80%;">*10.9</td><td style="width:10%; text-align: right;">↗</td></tr> <tr><td>2:</td><td>*10.7</td><td style="text-align: right;">←</td></tr> <tr><td>3:</td><td>10.0</td><td style="text-align: right;">↗</td></tr> <tr><td>4:</td><td>*10.8</td><td style="text-align: right;">↗</td></tr> <tr><td>5:</td><td>10.4</td><td style="text-align: right;">↗</td></tr> <tr><td colspan="3"><hr/></td></tr> <tr><td>Serie</td><td></td><td style="text-align: right;">50.0</td></tr> <tr><td>Total</td><td></td><td style="text-align: right;">0.0</td></tr> </table>	1:	*10.9	↗	2:	*10.7	←	3:	10.0	↗	4:	*10.8	↗	5:	10.4	↗	<hr/>			Serie		50.0	Total		0.0															
1:	*10.9	↗																																						
2:	*10.7	←																																						
3:	10.0	↗																																						
4:	*10.8	↗																																						
5:	10.4	↗																																						
<hr/>																																								
Serie		50.0																																						
Total		0.0																																						
<p>20 Skud</p> 	<table style="width:100%; border-collapse: collapse;"> <tr><td style="width:10%;">1:</td><td style="width:80%;">10.3</td><td style="width:10%; text-align: right;">↗</td></tr> <tr><td>2:</td><td>*10.6</td><td style="text-align: right;">↑</td></tr> <tr><td>3:</td><td>*10.8</td><td style="text-align: right;">↓</td></tr> <tr><td>4:</td><td>10.0</td><td style="text-align: right;">↘</td></tr> <tr><td>5:</td><td>10.4</td><td style="text-align: right;">↗</td></tr> <tr><td>6:</td><td>10.3</td><td style="text-align: right;">←</td></tr> <tr><td>7:</td><td>9.8</td><td style="text-align: right;">↓</td></tr> <tr><td>8:</td><td>10.2</td><td style="text-align: right;">↗</td></tr> <tr><td>9:</td><td>10.5</td><td style="text-align: right;">↑</td></tr> <tr><td>10:</td><td>10.3</td><td style="text-align: right;">↓</td></tr> <tr><td colspan="3"><hr/></td></tr> <tr><td>Serie</td><td></td><td style="text-align: right;">99.0</td></tr> <tr><td>Total</td><td></td><td style="text-align: right;">99.0</td></tr> </table>	1:	10.3	↗	2:	*10.6	↑	3:	*10.8	↓	4:	10.0	↘	5:	10.4	↗	6:	10.3	←	7:	9.8	↓	8:	10.2	↗	9:	10.5	↑	10:	10.3	↓	<hr/>			Serie		99.0	Total		99.0
1:	10.3	↗																																						
2:	*10.6	↑																																						
3:	*10.8	↓																																						
4:	10.0	↘																																						
5:	10.4	↗																																						
6:	10.3	←																																						
7:	9.8	↓																																						
8:	10.2	↗																																						
9:	10.5	↑																																						
10:	10.3	↓																																						
<hr/>																																								
Serie		99.0																																						
Total		99.0																																						
<p>20 Skud</p> 	<table style="width:100%; border-collapse: collapse;"> <tr><td style="width:10%;">11:</td><td style="width:80%;">10.2</td><td style="width:10%; text-align: right;">↑</td></tr> <tr><td>12:</td><td>*10.6</td><td style="text-align: right;">→</td></tr> <tr><td>13:</td><td>*10.8</td><td style="text-align: right;">↓</td></tr> <tr><td>14:</td><td>10.6</td><td style="text-align: right;">↘</td></tr> <tr><td>15:</td><td>10.1</td><td style="text-align: right;">↗</td></tr> <tr><td>16:</td><td>10.3</td><td style="text-align: right;">↑</td></tr> <tr><td>17:</td><td>10.2</td><td style="text-align: right;">↗</td></tr> <tr><td>18:</td><td>10.3</td><td style="text-align: right;">←</td></tr> <tr><td>19:</td><td>10.2</td><td style="text-align: right;">↗</td></tr> <tr><td>20:</td><td>*10.9</td><td style="text-align: right;">→</td></tr> <tr><td colspan="3"><hr/></td></tr> <tr><td>Serie</td><td></td><td style="text-align: right;">100.0</td></tr> <tr><td>Total</td><td></td><td style="text-align: right;">199.0</td></tr> </table>	11:	10.2	↑	12:	*10.6	→	13:	*10.8	↓	14:	10.6	↘	15:	10.1	↗	16:	10.3	↑	17:	10.2	↗	18:	10.3	←	19:	10.2	↗	20:	*10.9	→	<hr/>			Serie		100.0	Total		199.0
11:	10.2	↑																																						
12:	*10.6	→																																						
13:	*10.8	↓																																						
14:	10.6	↘																																						
15:	10.1	↗																																						
16:	10.3	↑																																						
17:	10.2	↗																																						
18:	10.3	←																																						
19:	10.2	↗																																						
20:	*10.9	→																																						
<hr/>																																								
Serie		100.0																																						
Total		199.0																																						

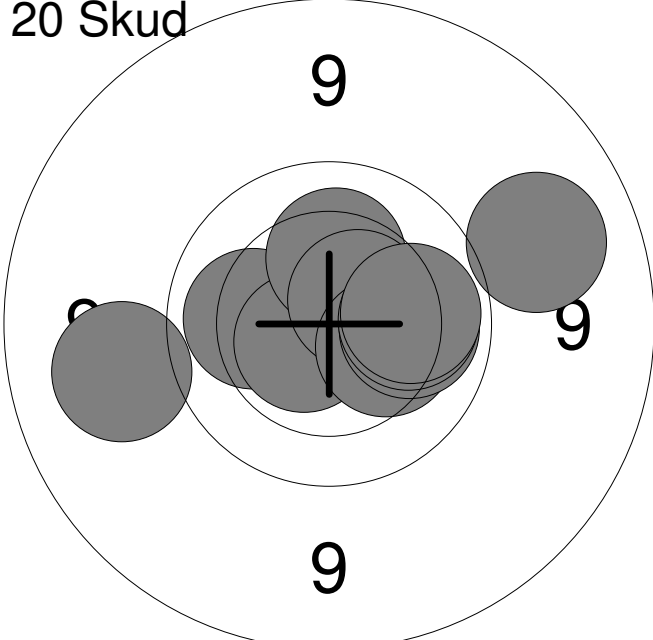
<p>Prøve</p> 	<table style="width:100%; border-collapse: collapse;"> <tr><td style="width:10%;">1:</td><td style="width:15%;">9.4</td><td style="width:10%; text-align: center;">↑</td></tr> <tr><td>2:</td><td>9.9</td><td style="text-align: center;">↗</td></tr> <tr><td>3:</td><td>9.8</td><td style="text-align: center;">→</td></tr> <tr><td>4:</td><td>10.4</td><td style="text-align: center;">↑</td></tr> <tr><td>5:</td><td>10.4</td><td style="text-align: center;">↖</td></tr> <tr><td>6:</td><td>10.0</td><td style="text-align: center;">↗</td></tr> <tr><td>7:</td><td>10.2</td><td style="text-align: center;">↗</td></tr> <tr><td>8:</td><td>10.4</td><td style="text-align: center;">→</td></tr> </table> <table border="1" style="width:100%; border-collapse: collapse; margin-top: 5px;"> <tr> <td style="width:80%;">Serie</td> <td style="text-align: right;">77.0</td> </tr> <tr> <td>Total</td> <td style="text-align: right;">0.0</td> </tr> </table>	1:	9.4	↑	2:	9.9	↗	3:	9.8	→	4:	10.4	↑	5:	10.4	↖	6:	10.0	↗	7:	10.2	↗	8:	10.4	→	Serie	77.0	Total	0.0
1:	9.4	↑																											
2:	9.9	↗																											
3:	9.8	→																											
4:	10.4	↑																											
5:	10.4	↖																											
6:	10.0	↗																											
7:	10.2	↗																											
8:	10.4	→																											
Serie	77.0																												
Total	0.0																												

<p>20 Skud</p> 	<table style="width:100%; border-collapse: collapse;"> <tr><td style="width:10%;">1:</td><td style="width:15%;">9.6</td><td style="width:10%; text-align: center;">→</td></tr> <tr><td>2:</td><td>*10.5</td><td style="text-align: center;">→</td></tr> <tr><td>3:</td><td>*10.6</td><td style="text-align: center;">↗</td></tr> <tr><td>4:</td><td>*10.6</td><td style="text-align: center;">↘</td></tr> <tr><td>5:</td><td>10.0</td><td style="text-align: center;">↗</td></tr> <tr><td>6:</td><td>10.1</td><td style="text-align: center;">↖</td></tr> <tr><td>7:</td><td>9.9</td><td style="text-align: center;">↑</td></tr> <tr><td>8:</td><td>*10.5</td><td style="text-align: center;">↘</td></tr> <tr><td>9:</td><td>9.2</td><td style="text-align: center;">↗</td></tr> <tr><td>10:</td><td>9.9</td><td style="text-align: center;">↗</td></tr> </table> <table border="1" style="width:100%; border-collapse: collapse; margin-top: 5px;"> <tr> <td style="width:80%;">Serie</td> <td style="text-align: right;">96.0</td> </tr> <tr> <td>Total</td> <td style="text-align: right;">96.0</td> </tr> </table>	1:	9.6	→	2:	*10.5	→	3:	*10.6	↗	4:	*10.6	↘	5:	10.0	↗	6:	10.1	↖	7:	9.9	↑	8:	*10.5	↘	9:	9.2	↗	10:	9.9	↗	Serie	96.0	Total	96.0
1:	9.6	→																																	
2:	*10.5	→																																	
3:	*10.6	↗																																	
4:	*10.6	↘																																	
5:	10.0	↗																																	
6:	10.1	↖																																	
7:	9.9	↑																																	
8:	*10.5	↘																																	
9:	9.2	↗																																	
10:	9.9	↗																																	
Serie	96.0																																		
Total	96.0																																		

<p>20 Skud</p> 	<table style="width:100%; border-collapse: collapse;"> <tr><td style="width:10%;">11:</td><td style="width:15%;">*10.7</td><td style="width:10%; text-align: center;">↖</td></tr> <tr><td>12:</td><td>9.4</td><td style="text-align: center;">↗</td></tr> <tr><td>13:</td><td>9.9</td><td style="text-align: center;">↑</td></tr> <tr><td>14:</td><td>*10.8</td><td style="text-align: center;">→</td></tr> <tr><td>15:</td><td>10.3</td><td style="text-align: center;">↗</td></tr> <tr><td>16:</td><td>*10.6</td><td style="text-align: center;">↖</td></tr> <tr><td>17:</td><td>9.9</td><td style="text-align: center;">↘</td></tr> <tr><td>18:</td><td>10.2</td><td style="text-align: center;">↘</td></tr> <tr><td>19:</td><td>*10.6</td><td style="text-align: center;">→</td></tr> <tr><td>20:</td><td>9.9</td><td style="text-align: center;">↗</td></tr> </table> <table border="1" style="width:100%; border-collapse: collapse; margin-top: 5px;"> <tr> <td style="width:80%;">Serie</td> <td style="text-align: right;">96.0</td> </tr> <tr> <td>Total</td> <td style="text-align: right;">192.0</td> </tr> </table>	11:	*10.7	↖	12:	9.4	↗	13:	9.9	↑	14:	*10.8	→	15:	10.3	↗	16:	*10.6	↖	17:	9.9	↘	18:	10.2	↘	19:	*10.6	→	20:	9.9	↗	Serie	96.0	Total	192.0
11:	*10.7	↖																																	
12:	9.4	↗																																	
13:	9.9	↑																																	
14:	*10.8	→																																	
15:	10.3	↗																																	
16:	*10.6	↖																																	
17:	9.9	↘																																	
18:	10.2	↘																																	
19:	*10.6	→																																	
20:	9.9	↗																																	
Serie	96.0																																		
Total	192.0																																		

<p>Prøve</p> 	<table style="width:100%; border-collapse: collapse;"> <tr><td style="text-align: right;">1:</td><td style="text-align: right;">10.1</td><td style="text-align: right;">↘</td></tr> <tr><td style="text-align: right;">2:</td><td style="text-align: right;">9.8</td><td style="text-align: right;">↘</td></tr> <tr><td style="text-align: right;">3:</td><td style="text-align: right;">9.9</td><td style="text-align: right;">↘</td></tr> <tr><td style="text-align: right;">4:</td><td style="text-align: right;">9.8</td><td style="text-align: right;">↖</td></tr> <tr><td style="text-align: right;">5:</td><td style="text-align: right;">9.9</td><td style="text-align: right;">↘</td></tr> <tr><td style="text-align: right;">6:</td><td style="text-align: right;">9.9</td><td style="text-align: right;">↗</td></tr> <tr><td style="text-align: right;">7:</td><td style="text-align: right;">10.3</td><td style="text-align: right;">↘</td></tr> <tr><td style="text-align: right;">8:</td><td style="text-align: right;">10.1</td><td style="text-align: right;">↘</td></tr> </table> <table border="1" style="width:100%; border-collapse: collapse; margin-top: 5px;"> <tr> <td style="width:80%;">Serie</td> <td style="text-align: right;">75.0</td> </tr> <tr> <td>Total</td> <td style="text-align: right;">0.0</td> </tr> </table>	1:	10.1	↘	2:	9.8	↘	3:	9.9	↘	4:	9.8	↖	5:	9.9	↘	6:	9.9	↗	7:	10.3	↘	8:	10.1	↘	Serie	75.0	Total	0.0
1:	10.1	↘																											
2:	9.8	↘																											
3:	9.9	↘																											
4:	9.8	↖																											
5:	9.9	↘																											
6:	9.9	↗																											
7:	10.3	↘																											
8:	10.1	↘																											
Serie	75.0																												
Total	0.0																												

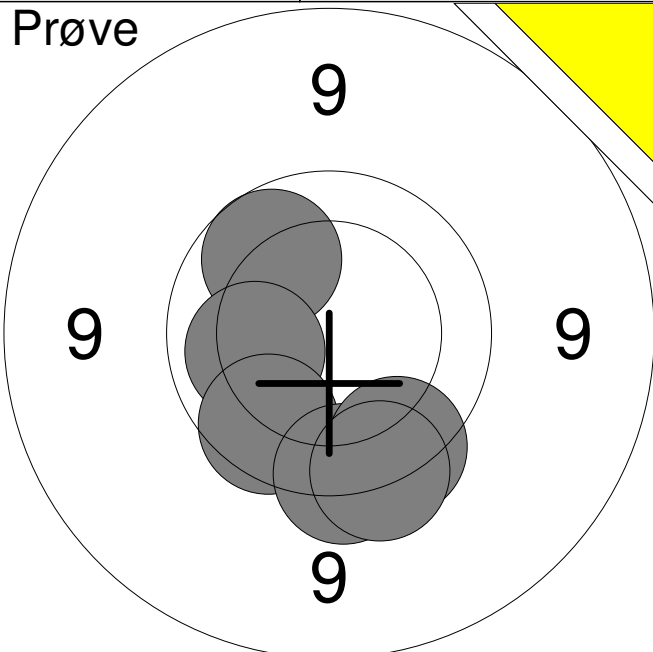
<p>20 Skud</p> 	<table style="width:100%; border-collapse: collapse;"> <tr><td style="text-align: right;">1:</td><td style="text-align: right;">9.0</td><td style="text-align: right;">→</td></tr> <tr><td style="text-align: right;">2:</td><td style="text-align: right;">9.5</td><td style="text-align: right;">↘</td></tr> <tr><td style="text-align: right;">3:</td><td style="text-align: right;">*10.6</td><td style="text-align: right;">→</td></tr> <tr><td style="text-align: right;">4:</td><td style="text-align: right;">9.6</td><td style="text-align: right;">↘</td></tr> <tr><td style="text-align: right;">5:</td><td style="text-align: right;">9.8</td><td style="text-align: right;">↗</td></tr> <tr><td style="text-align: right;">6:</td><td style="text-align: right;">10.3</td><td style="text-align: right;">↘</td></tr> <tr><td style="text-align: right;">7:</td><td style="text-align: right;">10.4</td><td style="text-align: right;">→</td></tr> <tr><td style="text-align: right;">8:</td><td style="text-align: right;">10.3</td><td style="text-align: right;">↘</td></tr> <tr><td style="text-align: right;">9:</td><td style="text-align: right;">9.9</td><td style="text-align: right;">↗</td></tr> <tr><td style="text-align: right;">10:</td><td style="text-align: right;">9.7</td><td style="text-align: right;">↖</td></tr> </table> <table border="1" style="width:100%; border-collapse: collapse; margin-top: 5px;"> <tr> <td style="width:80%;">Serie</td> <td style="text-align: right;">94.0</td> </tr> <tr> <td>Total</td> <td style="text-align: right;">94.0</td> </tr> </table>	1:	9.0	→	2:	9.5	↘	3:	*10.6	→	4:	9.6	↘	5:	9.8	↗	6:	10.3	↘	7:	10.4	→	8:	10.3	↘	9:	9.9	↗	10:	9.7	↖	Serie	94.0	Total	94.0
1:	9.0	→																																	
2:	9.5	↘																																	
3:	*10.6	→																																	
4:	9.6	↘																																	
5:	9.8	↗																																	
6:	10.3	↘																																	
7:	10.4	→																																	
8:	10.3	↘																																	
9:	9.9	↗																																	
10:	9.7	↖																																	
Serie	94.0																																		
Total	94.0																																		

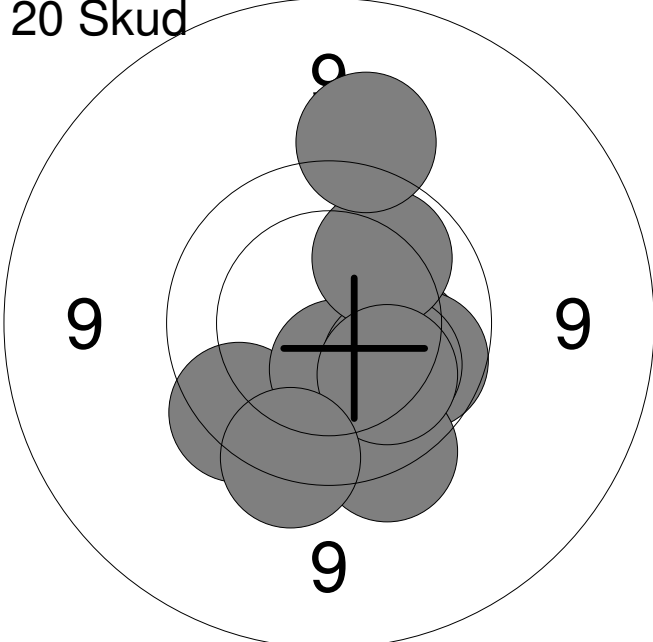
<p>20 Skud</p> 	<table style="width:100%; border-collapse: collapse;"> <tr><td style="text-align: right;">11:</td><td style="text-align: right;">10.1</td><td style="text-align: right;">↖</td></tr> <tr><td style="text-align: right;">12:</td><td style="text-align: right;">9.1</td><td style="text-align: right;">→</td></tr> <tr><td style="text-align: right;">13:</td><td style="text-align: right;">*10.6</td><td style="text-align: right;">↖</td></tr> <tr><td style="text-align: right;">14:</td><td style="text-align: right;">10.2</td><td style="text-align: right;">↑</td></tr> <tr><td style="text-align: right;">15:</td><td style="text-align: right;">*10.5</td><td style="text-align: right;">↗</td></tr> <tr><td style="text-align: right;">16:</td><td style="text-align: right;">9.2</td><td style="text-align: right;">↖</td></tr> <tr><td style="text-align: right;">17:</td><td style="text-align: right;">10.3</td><td style="text-align: right;">↘</td></tr> <tr><td style="text-align: right;">18:</td><td style="text-align: right;">10.1</td><td style="text-align: right;">→</td></tr> <tr><td style="text-align: right;">19:</td><td style="text-align: right;">10.1</td><td style="text-align: right;">→</td></tr> <tr><td style="text-align: right;">20:</td><td style="text-align: right;">10.1</td><td style="text-align: right;">→</td></tr> </table> <table border="1" style="width:100%; border-collapse: collapse; margin-top: 5px;"> <tr> <td style="width:80%;">Serie</td> <td style="text-align: right;">98.0</td> </tr> <tr> <td>Total</td> <td style="text-align: right;">192.0</td> </tr> </table>	11:	10.1	↖	12:	9.1	→	13:	*10.6	↖	14:	10.2	↑	15:	*10.5	↗	16:	9.2	↖	17:	10.3	↘	18:	10.1	→	19:	10.1	→	20:	10.1	→	Serie	98.0	Total	192.0
11:	10.1	↖																																	
12:	9.1	→																																	
13:	*10.6	↖																																	
14:	10.2	↑																																	
15:	*10.5	↗																																	
16:	9.2	↖																																	
17:	10.3	↘																																	
18:	10.1	→																																	
19:	10.1	→																																	
20:	10.1	→																																	
Serie	98.0																																		
Total	192.0																																		

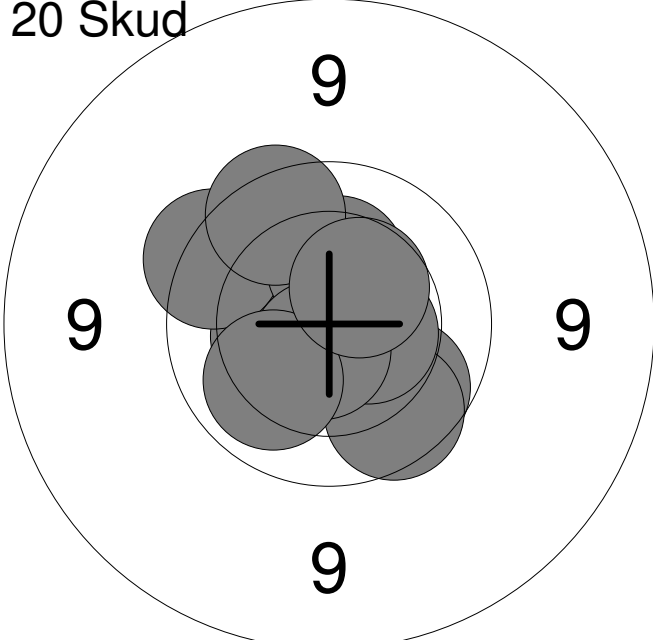
<p>Prøve</p>	<table style="width:100%; border-collapse: collapse;"> <tr><td style="width:5%;">1:</td><td style="width:15%;">10.4</td><td style="width:10%; text-align: right;">←</td></tr> <tr><td>2:</td><td>10.5</td><td style="text-align: right;">↙</td></tr> <tr><td>3:</td><td>10.3</td><td style="text-align: right;">←</td></tr> <tr><td>4:</td><td>*10.7</td><td style="text-align: right;">↘</td></tr> <tr><td>5:</td><td>*10.7</td><td style="text-align: right;">↗</td></tr> <tr><td>6:</td><td>10.0</td><td style="text-align: right;">↘</td></tr> <tr><td>7:</td><td>10.0</td><td style="text-align: right;">↘</td></tr> <tr><td>8:</td><td>10.4</td><td style="text-align: right;">↗</td></tr> <tr><td>9:</td><td>*10.8</td><td style="text-align: right;">↑</td></tr> <tr><td colspan="2">Serie</td><td style="text-align: right;">90.0</td></tr> <tr><td colspan="2">Total</td><td style="text-align: right;">0.0</td></tr> </table>	1:	10.4	←	2:	10.5	↙	3:	10.3	←	4:	*10.7	↘	5:	*10.7	↗	6:	10.0	↘	7:	10.0	↘	8:	10.4	↗	9:	*10.8	↑	Serie		90.0	Total		0.0
1:	10.4	←																																
2:	10.5	↙																																
3:	10.3	←																																
4:	*10.7	↘																																
5:	*10.7	↗																																
6:	10.0	↘																																
7:	10.0	↘																																
8:	10.4	↗																																
9:	*10.8	↑																																
Serie		90.0																																
Total		0.0																																

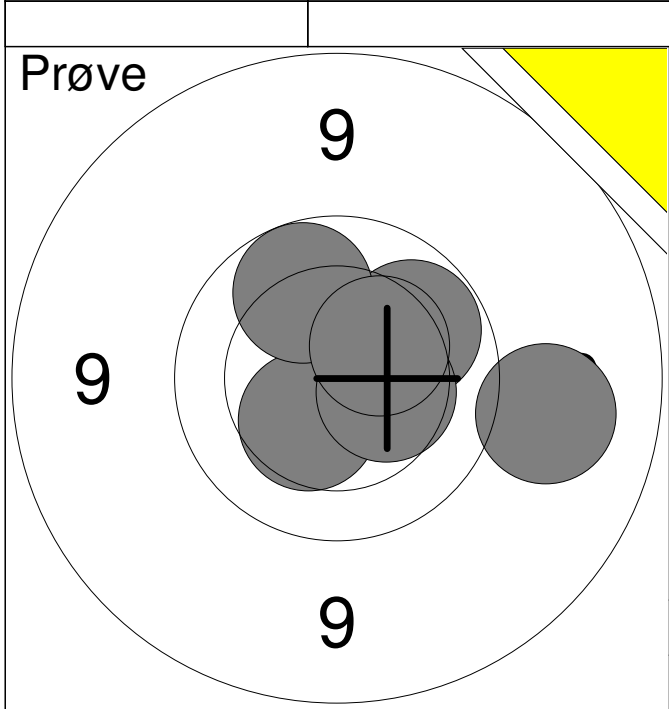
<p>20 Skud</p>	<table style="width:100%; border-collapse: collapse;"> <tr><td style="width:5%;">1:</td><td style="width:15%;">10.4</td><td style="width:10%; text-align: right;">←</td></tr> <tr><td>2:</td><td>10.2</td><td style="text-align: right;">↘</td></tr> <tr><td>3:</td><td>10.3</td><td style="text-align: right;">↗</td></tr> <tr><td>4:</td><td>*10.8</td><td style="text-align: right;">↘</td></tr> <tr><td>5:</td><td>10.5</td><td style="text-align: right;">↘</td></tr> <tr><td>6:</td><td>*10.9</td><td style="text-align: right;">←</td></tr> <tr><td>7:</td><td>10.4</td><td style="text-align: right;">↗</td></tr> <tr><td>8:</td><td>10.4</td><td style="text-align: right;">↗</td></tr> <tr><td>9:</td><td>*10.8</td><td style="text-align: right;">↗</td></tr> <tr><td>10:</td><td>10.3</td><td style="text-align: right;">↘</td></tr> <tr><td colspan="2">Serie</td><td style="text-align: right;">100.0</td></tr> <tr><td colspan="2">Total</td><td style="text-align: right;">100.0</td></tr> </table>	1:	10.4	←	2:	10.2	↘	3:	10.3	↗	4:	*10.8	↘	5:	10.5	↘	6:	*10.9	←	7:	10.4	↗	8:	10.4	↗	9:	*10.8	↗	10:	10.3	↘	Serie		100.0	Total		100.0
1:	10.4	←																																			
2:	10.2	↘																																			
3:	10.3	↗																																			
4:	*10.8	↘																																			
5:	10.5	↘																																			
6:	*10.9	←																																			
7:	10.4	↗																																			
8:	10.4	↗																																			
9:	*10.8	↗																																			
10:	10.3	↘																																			
Serie		100.0																																			
Total		100.0																																			

<p>20 Skud</p>	<table style="width:100%; border-collapse: collapse;"> <tr><td style="width:5%;">11:</td><td style="width:15%;">*10.6</td><td style="width:10%; text-align: right;">↘</td></tr> <tr><td>12:</td><td>10.1</td><td style="text-align: right;">↘</td></tr> <tr><td>13:</td><td>10.5</td><td style="text-align: right;">↗</td></tr> <tr><td>14:</td><td>10.4</td><td style="text-align: right;">↘</td></tr> <tr><td>15:</td><td>10.3</td><td style="text-align: right;">↘</td></tr> <tr><td>16:</td><td>9.9</td><td style="text-align: right;">↙</td></tr> <tr><td>17:</td><td>9.9</td><td style="text-align: right;">↗</td></tr> <tr><td>18:</td><td>10.3</td><td style="text-align: right;">↘</td></tr> <tr><td>19:</td><td>10.5</td><td style="text-align: right;">↘</td></tr> <tr><td>20:</td><td>10.3</td><td style="text-align: right;">←</td></tr> <tr><td colspan="2">Serie</td><td style="text-align: right;">98.0</td></tr> <tr><td colspan="2">Total</td><td style="text-align: right;">198.0</td></tr> </table>	11:	*10.6	↘	12:	10.1	↘	13:	10.5	↗	14:	10.4	↘	15:	10.3	↘	16:	9.9	↙	17:	9.9	↗	18:	10.3	↘	19:	10.5	↘	20:	10.3	←	Serie		98.0	Total		198.0
11:	*10.6	↘																																			
12:	10.1	↘																																			
13:	10.5	↗																																			
14:	10.4	↘																																			
15:	10.3	↘																																			
16:	9.9	↙																																			
17:	9.9	↗																																			
18:	10.3	↘																																			
19:	10.5	↘																																			
20:	10.3	←																																			
Serie		98.0																																			
Total		198.0																																			

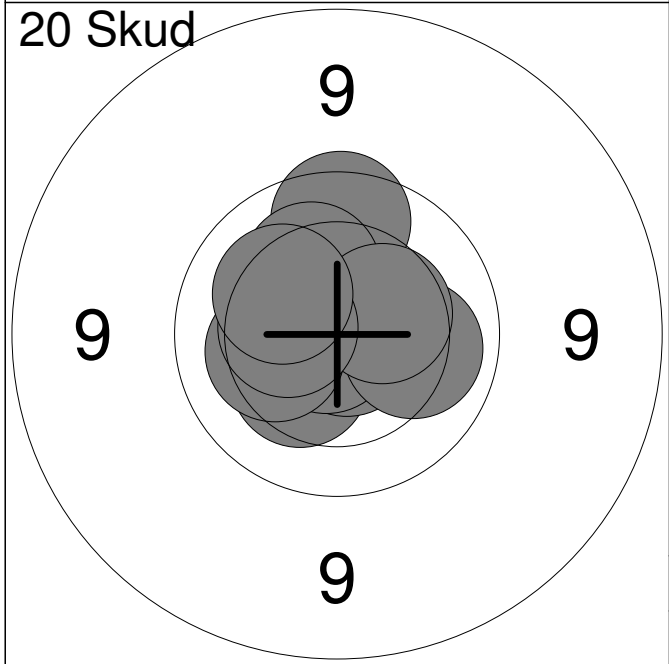
<p>Prøve</p> 	<table style="width:100%; border-collapse: collapse;"> <tr><td style="width:10%;">1:</td><td style="width:15%;">9.9</td><td style="width:10%; text-align: center;">↗</td></tr> <tr><td>2:</td><td>10.1</td><td style="text-align: center;">←</td></tr> <tr><td>3:</td><td>9.8</td><td style="text-align: center;">↙</td></tr> <tr><td>4:</td><td>9.6</td><td style="text-align: center;">↓</td></tr> <tr><td>5:</td><td>9.7</td><td style="text-align: center;">↘</td></tr> <tr><td>6:</td><td>9.6</td><td style="text-align: center;">↘</td></tr> </table>	1:	9.9	↗	2:	10.1	←	3:	9.8	↙	4:	9.6	↓	5:	9.7	↘	6:	9.6	↘
1:	9.9	↗																	
2:	10.1	←																	
3:	9.8	↙																	
4:	9.6	↓																	
5:	9.7	↘																	
6:	9.6	↘																	
<table style="width:100%; border-collapse: collapse;"> <tr> <td style="width:10%; text-align: left;">Serie</td> <td style="width:80%;"></td> <td style="width:10%; text-align: right;">55.0</td> </tr> <tr> <td style="text-align: left;">Total</td> <td></td> <td style="text-align: right;">0.0</td> </tr> </table>		Serie		55.0	Total		0.0												
Serie		55.0																	
Total		0.0																	

<p>20 Skud</p> 	<table style="width:100%; border-collapse: collapse;"> <tr><td style="width:10%;">1:</td><td style="width:15%;">10.2</td><td style="width:10%; text-align: center;">→</td></tr> <tr><td>2:</td><td>9.9</td><td style="text-align: center;">→</td></tr> <tr><td>3:</td><td>9.7</td><td style="text-align: center;">↙</td></tr> <tr><td>4:</td><td>9.7</td><td style="text-align: center;">↓</td></tr> <tr><td>5:</td><td>10.4</td><td style="text-align: center;">↓</td></tr> <tr><td>6:</td><td>10.1</td><td style="text-align: center;">↘</td></tr> <tr><td>7:</td><td>10.0</td><td style="text-align: center;">↗</td></tr> <tr><td>8:</td><td>9.4</td><td style="text-align: center;">↑</td></tr> <tr><td>9:</td><td>10.1</td><td style="text-align: center;">↘</td></tr> <tr><td>10:</td><td>9.7</td><td style="text-align: center;">↓</td></tr> </table>	1:	10.2	→	2:	9.9	→	3:	9.7	↙	4:	9.7	↓	5:	10.4	↓	6:	10.1	↘	7:	10.0	↗	8:	9.4	↑	9:	10.1	↘	10:	9.7	↓
1:	10.2	→																													
2:	9.9	→																													
3:	9.7	↙																													
4:	9.7	↓																													
5:	10.4	↓																													
6:	10.1	↘																													
7:	10.0	↗																													
8:	9.4	↑																													
9:	10.1	↘																													
10:	9.7	↓																													
<table style="width:100%; border-collapse: collapse;"> <tr> <td style="width:10%; text-align: left;">Serie</td> <td style="width:80%;"></td> <td style="width:10%; text-align: right;">95.0</td> </tr> <tr> <td style="text-align: left;">Total</td> <td></td> <td style="text-align: right;">95.0</td> </tr> </table>		Serie		95.0	Total		95.0																								
Serie		95.0																													
Total		95.0																													

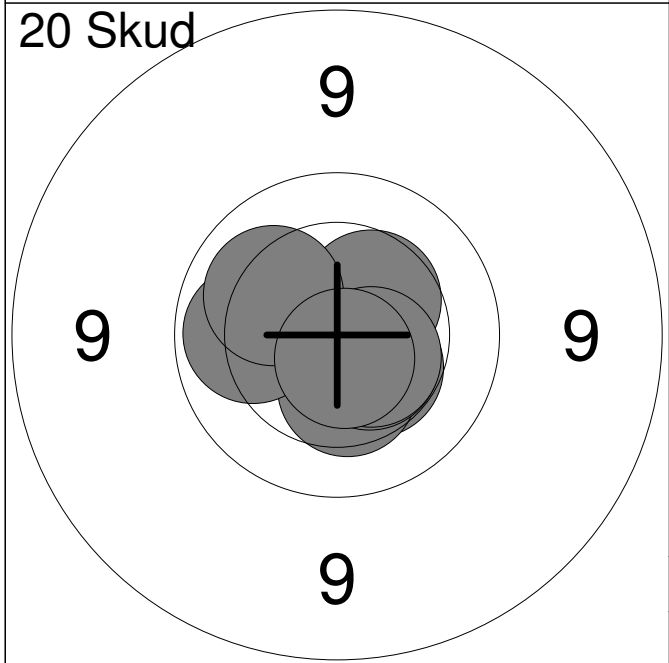
<p>20 Skud</p> 	<table style="width:100%; border-collapse: collapse;"> <tr><td style="width:10%;">11:</td><td style="width:15%;">10.4</td><td style="width:10%; text-align: center;">←</td></tr> <tr><td>12:</td><td>9.7</td><td style="text-align: center;">↗</td></tr> <tr><td>13:</td><td>10.3</td><td style="text-align: center;">↑</td></tr> <tr><td>14:</td><td>9.9</td><td style="text-align: center;">↘</td></tr> <tr><td>15:</td><td>9.8</td><td style="text-align: center;">↗</td></tr> <tr><td>16:</td><td>9.9</td><td style="text-align: center;">↘</td></tr> <tr><td>17:</td><td>*10.5</td><td style="text-align: center;">→</td></tr> <tr><td>18:</td><td>*10.7</td><td style="text-align: center;">↓</td></tr> <tr><td>19:</td><td>10.1</td><td style="text-align: center;">↙</td></tr> <tr><td>20:</td><td>10.4</td><td style="text-align: center;">↗</td></tr> </table>	11:	10.4	←	12:	9.7	↗	13:	10.3	↑	14:	9.9	↘	15:	9.8	↗	16:	9.9	↘	17:	*10.5	→	18:	*10.7	↓	19:	10.1	↙	20:	10.4	↗
11:	10.4	←																													
12:	9.7	↗																													
13:	10.3	↑																													
14:	9.9	↘																													
15:	9.8	↗																													
16:	9.9	↘																													
17:	*10.5	→																													
18:	*10.7	↓																													
19:	10.1	↙																													
20:	10.4	↗																													
<table style="width:100%; border-collapse: collapse;"> <tr> <td style="width:10%; text-align: left;">Serie</td> <td style="width:80%;"></td> <td style="width:10%; text-align: right;">96.0</td> </tr> <tr> <td style="text-align: left;">Total</td> <td></td> <td style="text-align: right;">191.0</td> </tr> </table>		Serie		96.0	Total		191.0																								
Serie		96.0																													
Total		191.0																													



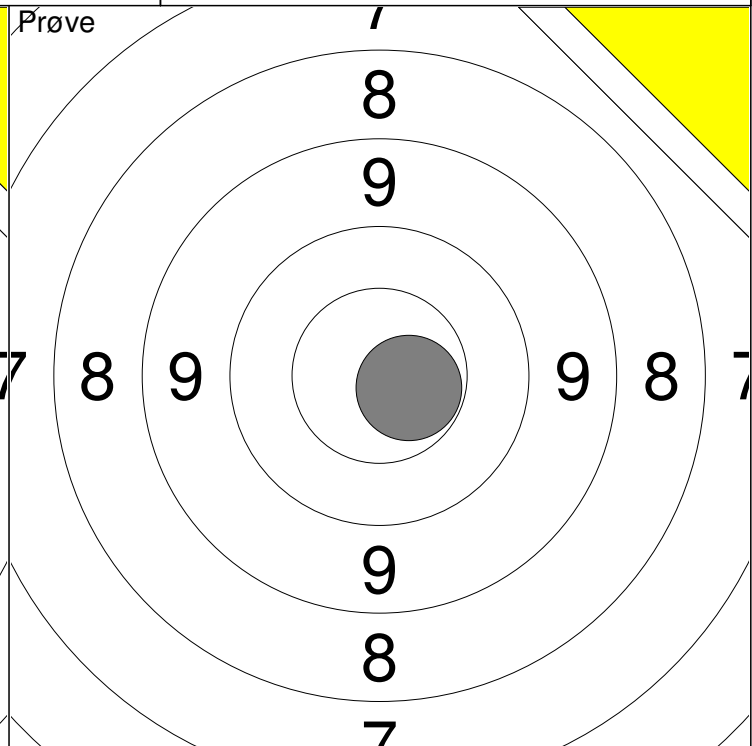
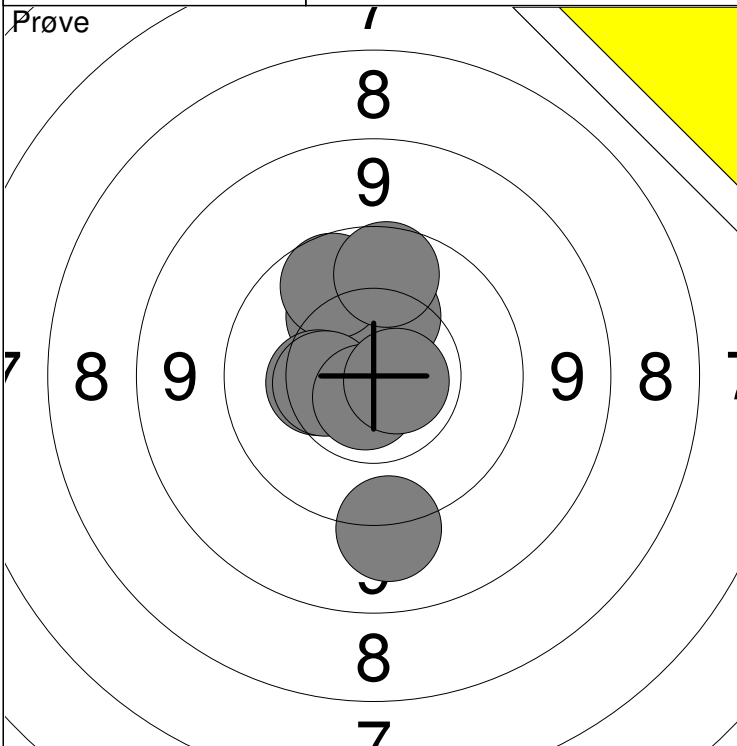
1:	9.2	→
2:	10.4	↗
3:	10.0	↗
4:	10.4	↘
5:	10.4	→
6:	10.0	↗
7:	10.4	↗
Serie		69.0
Total		0.0



1:	10.3	↘
2:	*10.8	↘
3:	9.8	↑
4:	*10.8	↘
5:	10.1	→
6:	10.2	↗
7:	10.3	↖
8:	10.4	↗
9:	10.4	↖
10:	10.2	↗
Serie		99.0
Total		99.0

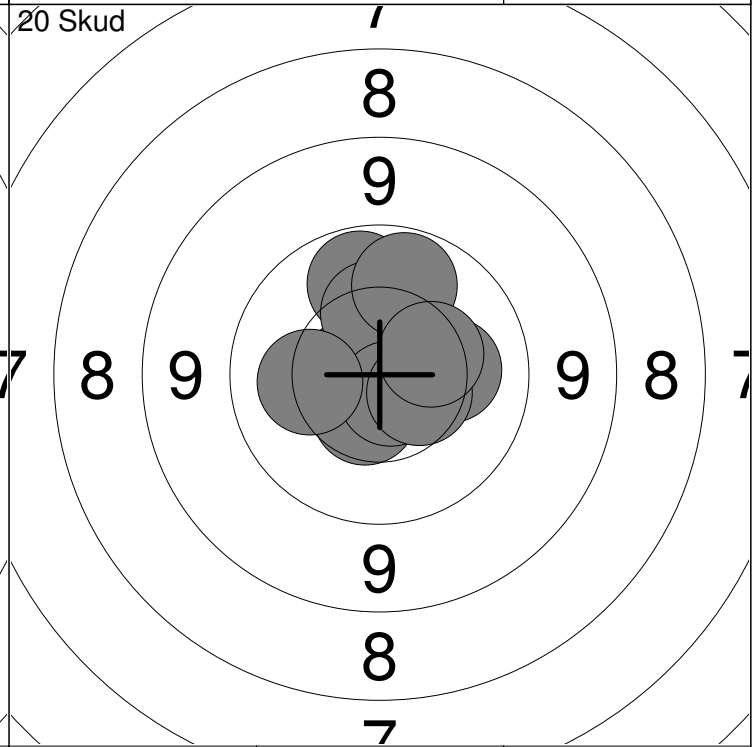
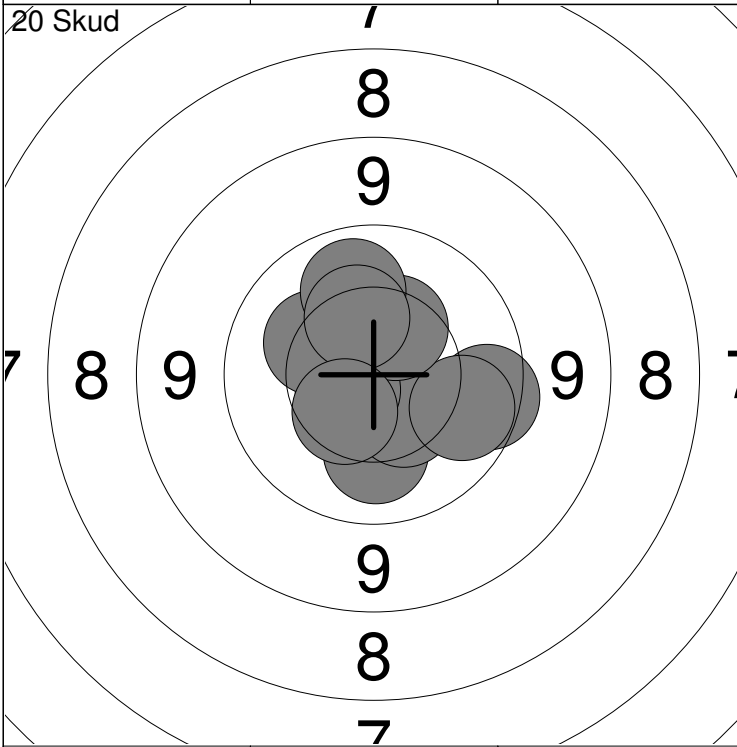


11:	10.2	↖
12:	10.4	↘
13:	10.4	↘
14:	*10.6	↗
15:	*10.5	↘
16:	10.4	↗
17:	10.0	↖
18:	10.1	↗
19:	*10.5	↘
20:	*10.7	↘
Serie		100.0
Total		199.0



1: *10.7 ↑	6: 10.4 ←	Serie 97.0	
2: 10.3 ↑	7: 10.4 ←		
3: 10.2 ↗	8: 9.9 ↑	Total 0.0	
4: 9.9 ↗	9: *10.7 ↓		
5: 9.3 ↓	10: *10.7 →		

11: *10.6 →	Serie 10.0
Total 0.0	



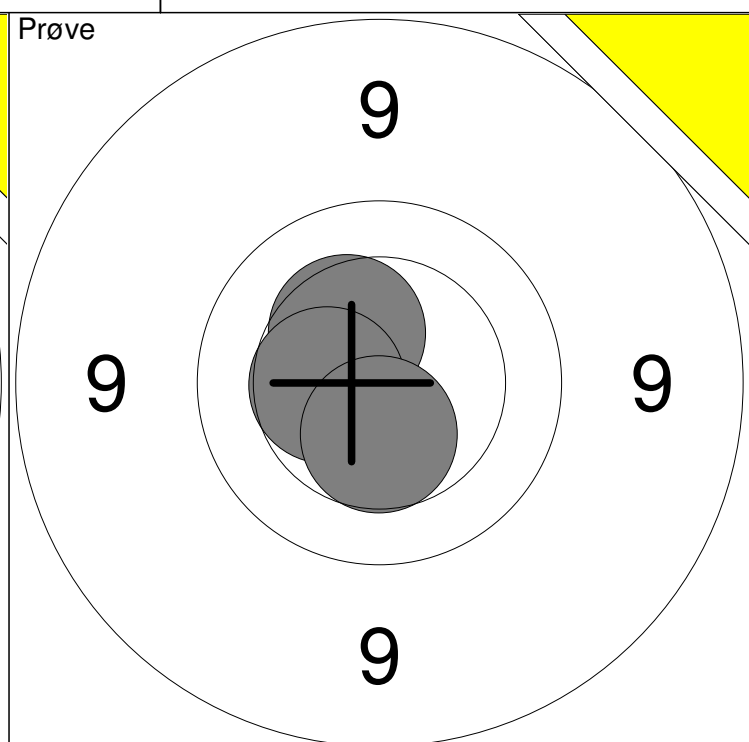
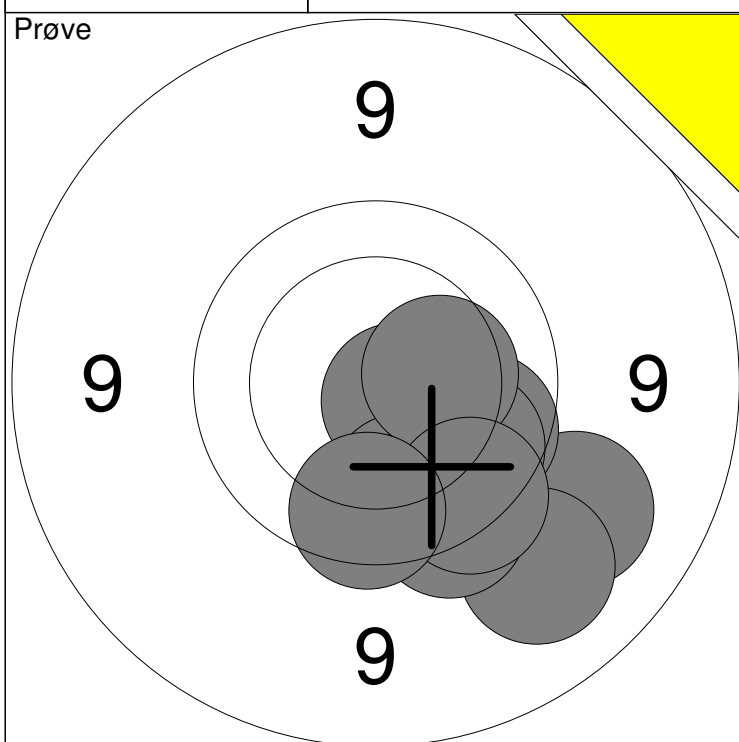
1: 10.2 ↓	6: 10.4 ↗	Serie 99.0	
2: 10.4 ↓	7: 10.3 ↖		
3: 9.7 →	8: 10.1 ↑	Total 99.0	
4: *10.6 ←	9: 10.3 ↑		
5: 10.0 →	10: 10.5 ↘		

11: *10.6 ←	16: 10.2 →	Serie 100.0	
12: 10.0 ↑	17: *10.7 ↓		
13: 10.3 ↑	18: 10.2 ←	Total 199.0	
14: 10.5 ↓	19: 10.5 →		
15: 10.0 ↑	20: 10.4 →		

<p>Prøve</p>	<table style="width:100%; border-collapse: collapse;"> <tr><td style="width:10%;">1:</td><td style="width:15%;">6.7</td><td style="width:10%; text-align: center;">↘</td></tr> <tr><td>2:</td><td>8.9</td><td style="text-align: center;">↘</td></tr> <tr><td>3:</td><td>9.4</td><td style="text-align: center;">→</td></tr> <tr><td>4:</td><td>8.8</td><td style="text-align: center;">↘</td></tr> <tr><td>5:</td><td>9.5</td><td style="text-align: center;">↗</td></tr> <tr><td>6:</td><td>9.9</td><td style="text-align: center;">↘</td></tr> <tr><td>7:</td><td>8.8</td><td style="text-align: center;">↘</td></tr> <tr><td>8:</td><td>10.3</td><td style="text-align: center;">↗</td></tr> <tr><td>9:</td><td>9.7</td><td style="text-align: center;">←</td></tr> </table> <table border="1" style="width:100%; border-collapse: collapse; margin-top: 5px;"> <tr> <td style="width:80%;">Serie</td> <td style="width:20%; text-align: right;">76.0</td> </tr> <tr> <td>Total</td> <td style="text-align: right;">0.0</td> </tr> </table>	1:	6.7	↘	2:	8.9	↘	3:	9.4	→	4:	8.8	↘	5:	9.5	↗	6:	9.9	↘	7:	8.8	↘	8:	10.3	↗	9:	9.7	←	Serie	76.0	Total	0.0
1:	6.7	↘																														
2:	8.9	↘																														
3:	9.4	→																														
4:	8.8	↘																														
5:	9.5	↗																														
6:	9.9	↘																														
7:	8.8	↘																														
8:	10.3	↗																														
9:	9.7	←																														
Serie	76.0																															
Total	0.0																															

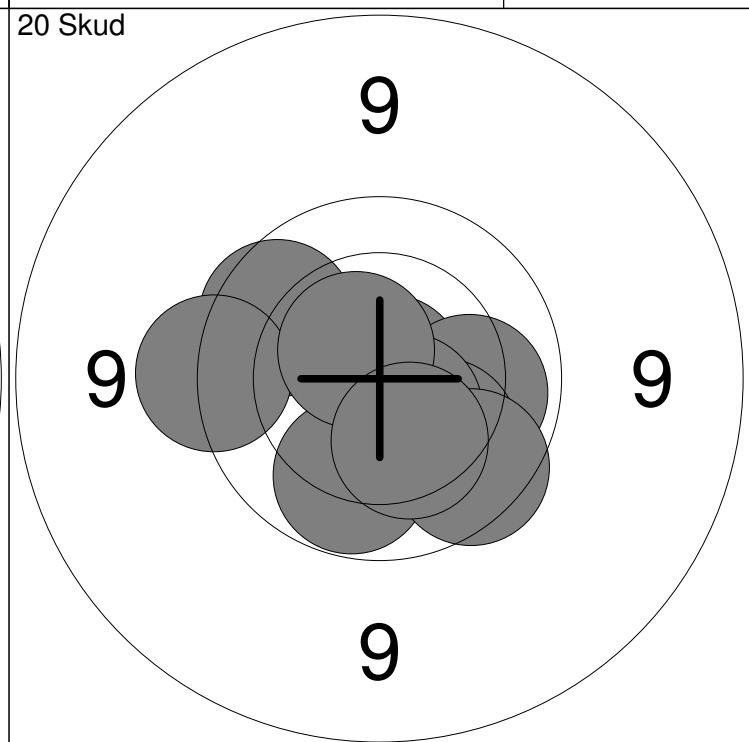
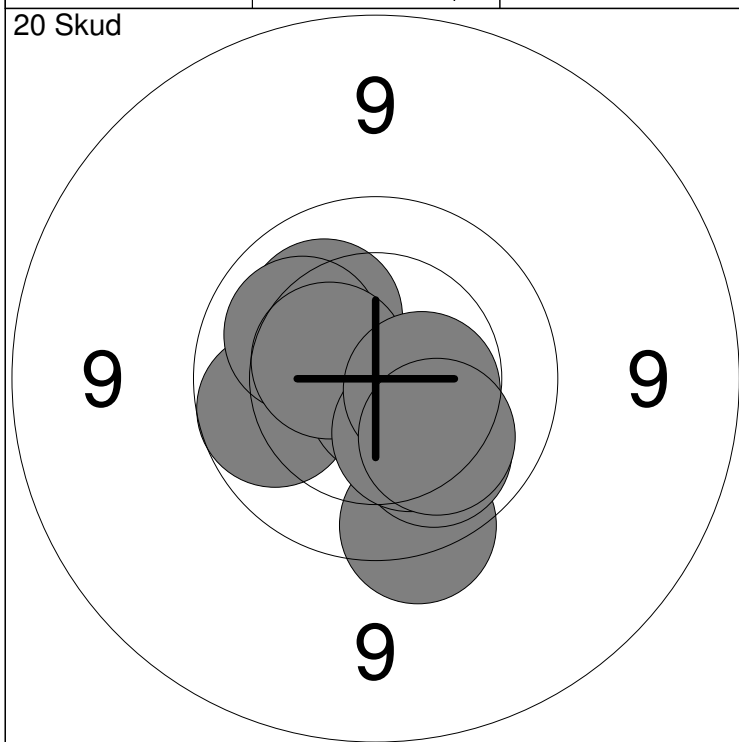
<p>20 Skud</p>	<table style="width:100%; border-collapse: collapse;"> <tr><td style="width:10%;">1:</td><td style="width:15%;">*10.7</td><td style="width:10%; text-align: center;">↙</td></tr> <tr><td>2:</td><td>9.8</td><td style="text-align: center;">↘</td></tr> <tr><td>3:</td><td>9.8</td><td style="text-align: center;">↘</td></tr> <tr><td>4:</td><td>*10.8</td><td style="text-align: center;">↗</td></tr> <tr><td>5:</td><td>9.9</td><td style="text-align: center;">↘</td></tr> <tr><td>6:</td><td>10.2</td><td style="text-align: center;">↘</td></tr> <tr><td>7:</td><td>*10.8</td><td style="text-align: center;">↗</td></tr> <tr><td>8:</td><td>9.4</td><td style="text-align: center;">↘</td></tr> <tr><td>9:</td><td>*10.6</td><td style="text-align: center;">↗</td></tr> <tr><td>10:</td><td>10.3</td><td style="text-align: center;">←</td></tr> </table> <table border="1" style="width:100%; border-collapse: collapse; margin-top: 5px;"> <tr> <td style="width:80%;">Serie</td> <td style="width:20%; text-align: right;">96.0</td> </tr> <tr> <td>Total</td> <td style="text-align: right;">96.0</td> </tr> </table>	1:	*10.7	↙	2:	9.8	↘	3:	9.8	↘	4:	*10.8	↗	5:	9.9	↘	6:	10.2	↘	7:	*10.8	↗	8:	9.4	↘	9:	*10.6	↗	10:	10.3	←	Serie	96.0	Total	96.0
1:	*10.7	↙																																	
2:	9.8	↘																																	
3:	9.8	↘																																	
4:	*10.8	↗																																	
5:	9.9	↘																																	
6:	10.2	↘																																	
7:	*10.8	↗																																	
8:	9.4	↘																																	
9:	*10.6	↗																																	
10:	10.3	←																																	
Serie	96.0																																		
Total	96.0																																		

<p>20 Skud</p>	<table style="width:100%; border-collapse: collapse;"> <tr><td style="width:10%;">11:</td><td style="width:15%;">9.9</td><td style="width:10%; text-align: center;">←</td></tr> <tr><td>12:</td><td>9.4</td><td style="text-align: center;">←</td></tr> <tr><td>13:</td><td>10.5</td><td style="text-align: center;">↘</td></tr> <tr><td>14:</td><td>*10.5</td><td style="text-align: center;">↗</td></tr> <tr><td>15:</td><td>9.7</td><td style="text-align: center;">↘</td></tr> <tr><td>16:</td><td>10.1</td><td style="text-align: center;">↘</td></tr> <tr><td>17:</td><td>9.2</td><td style="text-align: center;">↘</td></tr> <tr><td>18:</td><td>9.7</td><td style="text-align: center;">↘</td></tr> <tr><td>19:</td><td>9.6</td><td style="text-align: center;">↘</td></tr> <tr><td>20:</td><td>10.0</td><td style="text-align: center;">↗</td></tr> </table> <table border="1" style="width:100%; border-collapse: collapse; margin-top: 5px;"> <tr> <td style="width:80%;">Serie</td> <td style="width:20%; text-align: right;">94.0</td> </tr> <tr> <td>Total</td> <td style="text-align: right;">190.0</td> </tr> </table>	11:	9.9	←	12:	9.4	←	13:	10.5	↘	14:	*10.5	↗	15:	9.7	↘	16:	10.1	↘	17:	9.2	↘	18:	9.7	↘	19:	9.6	↘	20:	10.0	↗	Serie	94.0	Total	190.0
11:	9.9	←																																	
12:	9.4	←																																	
13:	10.5	↘																																	
14:	*10.5	↗																																	
15:	9.7	↘																																	
16:	10.1	↘																																	
17:	9.2	↘																																	
18:	9.7	↘																																	
19:	9.6	↘																																	
20:	10.0	↗																																	
Serie	94.0																																		
Total	190.0																																		



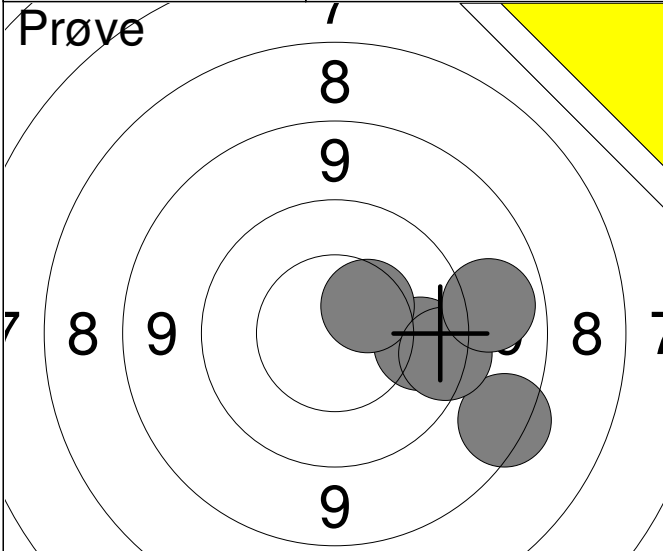
1: 9.2 ↘	6: 9.2 ↘	Serie	92.0
2: *10.7 ↘	7: 9.7 ↘		
3: 9.9 ↘	8: 10.3 →	Total	0.0
4: 9.9 ↘	9: 9.7 ↘		
5: 9.9 ↘	10: 9.8 ↓		

11: 10.4 ↗	Serie	30.0
12: 10.4 ←		
13: 10.5 ↓	Total	0.0



1: 9.9 ←	6: 10.5 ↗	Serie	98.0
2: 9.7 ↘	7: 10.1 ↘		
3: 10.2 ↗	8: 10.3 ↘	Total	98.0
4: 10.1 ↗	9: *10.5 ↘		
5: *10.7 ↘	10: 10.1 ↘		

11: *10.9 ↗	16: 9.6 ←	Serie	97.0
12: 10.1 →	17: 10.0 ↘		
13: 10.1 ↘	18: *10.6 ↗	Total	195.0
14: *10.6 ↘	19: 9.8 ↘		
15: 9.9 ↗	20: 10.3 ↘		

<p>Prøve</p> 	<table style="width:100%; border-collapse: collapse;"> <tr><td style="width:10%;">1:</td><td style="width:15%;">10.0</td><td style="width:10%; text-align: center;">→</td></tr> <tr><td>2:</td><td>10.5</td><td style="text-align: center;">↗</td></tr> <tr><td>3:</td><td>8.6</td><td style="text-align: center;">↘</td></tr> <tr><td>4:</td><td>9.6</td><td style="text-align: center;">→</td></tr> <tr><td>5:</td><td>9.1</td><td style="text-align: center;">→</td></tr> </table>	1:	10.0	→	2:	10.5	↗	3:	8.6	↘	4:	9.6	→	5:	9.1	→
1:	10.0	→														
2:	10.5	↗														
3:	8.6	↘														
4:	9.6	→														
5:	9.1	→														

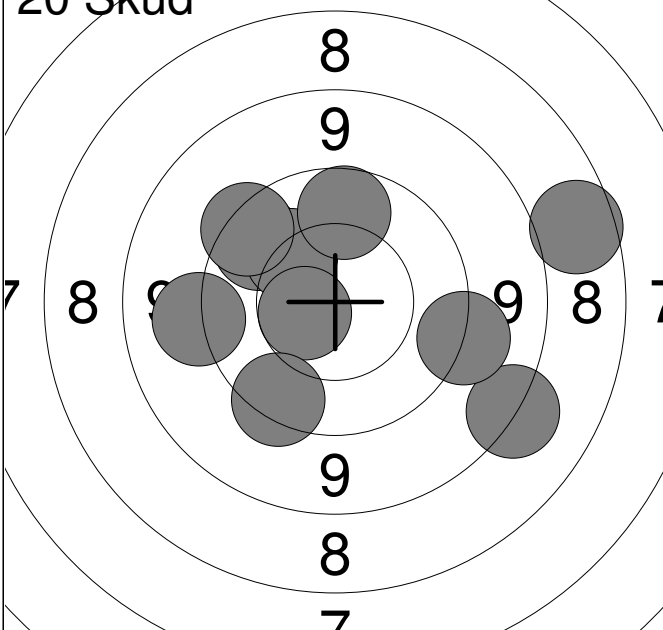
Serie	46.0
-------	------

Total	0.0
-------	-----

<p>20 Skud</p> 	<table style="width:100%; border-collapse: collapse;"> <tr><td style="width:10%;">1:</td><td style="width:15%;">10.2</td><td style="width:10%; text-align: center;">↓</td></tr> <tr><td>2:</td><td>9.0</td><td style="text-align: center;">↗</td></tr> <tr><td>3:</td><td>9.3</td><td style="text-align: center;">↓</td></tr> <tr><td>4:</td><td>9.0</td><td style="text-align: center;">←</td></tr> <tr><td>5:</td><td>10.2</td><td style="text-align: center;">↘</td></tr> <tr><td>6:</td><td>8.6</td><td style="text-align: center;">←</td></tr> <tr><td>7:</td><td>10.0</td><td style="text-align: center;">↑</td></tr> <tr><td>8:</td><td>10.0</td><td style="text-align: center;">←</td></tr> <tr><td>9:</td><td>9.1</td><td style="text-align: center;">→</td></tr> <tr><td>10:</td><td>8.5</td><td style="text-align: center;">←</td></tr> </table>	1:	10.2	↓	2:	9.0	↗	3:	9.3	↓	4:	9.0	←	5:	10.2	↘	6:	8.6	←	7:	10.0	↑	8:	10.0	←	9:	9.1	→	10:	8.5	←
1:	10.2	↓																													
2:	9.0	↗																													
3:	9.3	↓																													
4:	9.0	←																													
5:	10.2	↘																													
6:	8.6	←																													
7:	10.0	↑																													
8:	10.0	←																													
9:	9.1	→																													
10:	8.5	←																													

Serie	92.0
-------	------

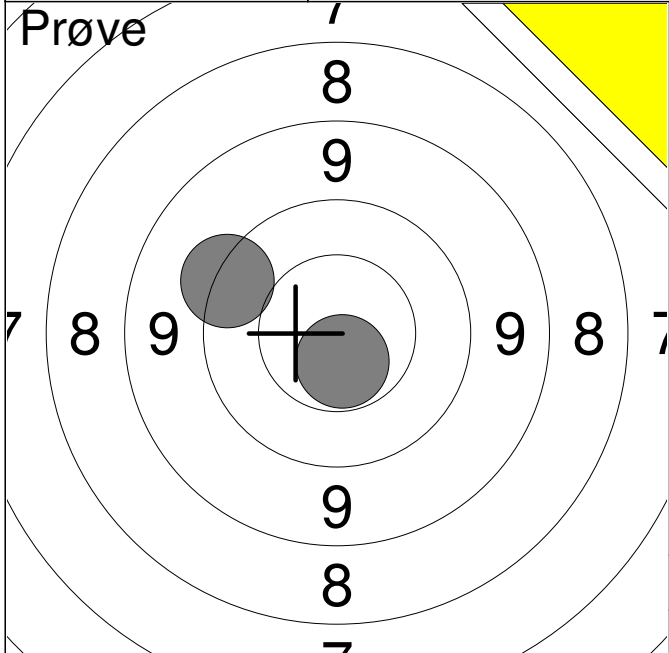
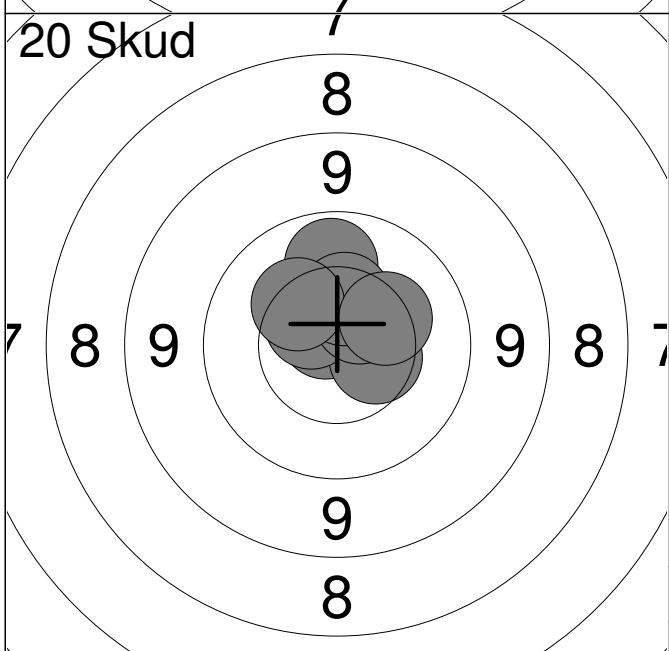
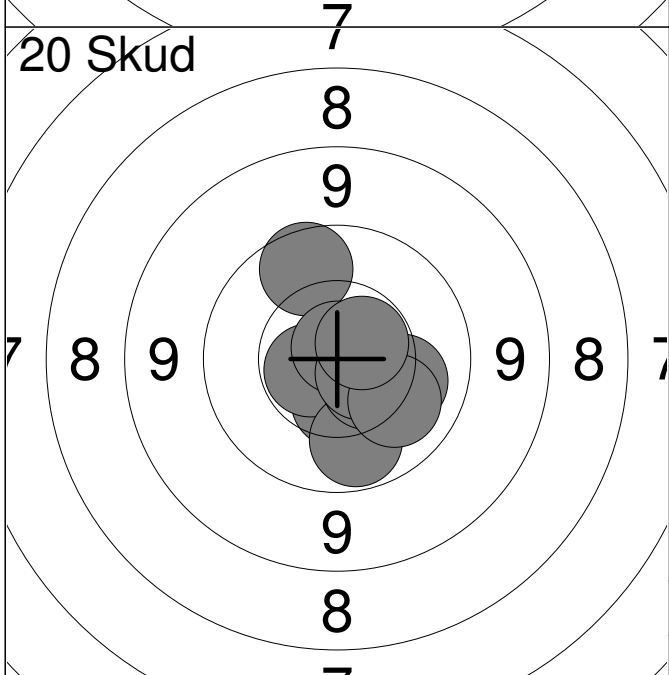
Total	92.0
-------	------

<p>20 Skud</p> 	<table style="width:100%; border-collapse: collapse;"> <tr><td style="width:10%;">11:</td><td style="width:15%;">9.8</td><td style="width:10%; text-align: center;">↗</td></tr> <tr><td>12:</td><td>7.8</td><td style="text-align: center;">→</td></tr> <tr><td>13:</td><td>10.2</td><td style="text-align: center;">↗</td></tr> <tr><td>14:</td><td>9.6</td><td style="text-align: center;">↗</td></tr> <tr><td>15:</td><td>8.4</td><td style="text-align: center;">↘</td></tr> <tr><td>16:</td><td>9.3</td><td style="text-align: center;">←</td></tr> <tr><td>17:</td><td>9.4</td><td style="text-align: center;">→</td></tr> <tr><td>18:</td><td>9.9</td><td style="text-align: center;">↑</td></tr> <tr><td>19:</td><td>10.6</td><td style="text-align: center;">←</td></tr> <tr><td>20:</td><td>9.6</td><td style="text-align: center;">↘</td></tr> </table>	11:	9.8	↗	12:	7.8	→	13:	10.2	↗	14:	9.6	↗	15:	8.4	↘	16:	9.3	←	17:	9.4	→	18:	9.9	↑	19:	10.6	←	20:	9.6	↘
11:	9.8	↗																													
12:	7.8	→																													
13:	10.2	↗																													
14:	9.6	↗																													
15:	8.4	↘																													
16:	9.3	←																													
17:	9.4	→																													
18:	9.9	↑																													
19:	10.6	←																													
20:	9.6	↘																													

Serie	89.0
-------	------

Total	181.0
-------	-------

<p>Prøve</p>	<table style="width:100%; border-collapse: collapse;"> <tr><td style="width:10%;">1:</td><td style="width:20%;">10.5</td><td style="width:10%; text-align: right;">↗</td></tr> <tr><td>2:</td><td>10.2</td><td style="text-align: right;">→</td></tr> <tr><td>3:</td><td>10.6</td><td style="text-align: right;">↑</td></tr> <tr><td>4:</td><td>10.1</td><td style="text-align: right;">↖</td></tr> <tr><td>5:</td><td>*10.9</td><td style="text-align: right;">↓</td></tr> <tr><td colspan="2">Serie</td><td style="text-align: right;">50.0</td></tr> <tr><td colspan="2">Total</td><td style="text-align: right;">0.0</td></tr> </table>	1:	10.5	↗	2:	10.2	→	3:	10.6	↑	4:	10.1	↖	5:	*10.9	↓	Serie		50.0	Total		0.0															
1:	10.5	↗																																			
2:	10.2	→																																			
3:	10.6	↑																																			
4:	10.1	↖																																			
5:	*10.9	↓																																			
Serie		50.0																																			
Total		0.0																																			
<p>20 Skud</p>	<table style="width:100%; border-collapse: collapse;"> <tr><td style="width:10%;">1:</td><td style="width:20%;">10.2</td><td style="width:10%; text-align: right;">↓</td></tr> <tr><td>2:</td><td>10.3</td><td style="text-align: right;">↙</td></tr> <tr><td>3:</td><td>10.2</td><td style="text-align: right;">↗</td></tr> <tr><td>4:</td><td>10.3</td><td style="text-align: right;">↗</td></tr> <tr><td>5:</td><td>10.4</td><td style="text-align: right;">↓</td></tr> <tr><td>6:</td><td>9.7</td><td style="text-align: right;">↗</td></tr> <tr><td>7:</td><td>9.8</td><td style="text-align: right;">↓</td></tr> <tr><td>8:</td><td>10.4</td><td style="text-align: right;">↗</td></tr> <tr><td>9:</td><td>10.3</td><td style="text-align: right;">↗</td></tr> <tr><td>10:</td><td>*10.8</td><td style="text-align: right;">↗</td></tr> <tr><td colspan="2">Serie</td><td style="text-align: right;">98.0</td></tr> <tr><td colspan="2">Total</td><td style="text-align: right;">98.0</td></tr> </table>	1:	10.2	↓	2:	10.3	↙	3:	10.2	↗	4:	10.3	↗	5:	10.4	↓	6:	9.7	↗	7:	9.8	↓	8:	10.4	↗	9:	10.3	↗	10:	*10.8	↗	Serie		98.0	Total		98.0
1:	10.2	↓																																			
2:	10.3	↙																																			
3:	10.2	↗																																			
4:	10.3	↗																																			
5:	10.4	↓																																			
6:	9.7	↗																																			
7:	9.8	↓																																			
8:	10.4	↗																																			
9:	10.3	↗																																			
10:	*10.8	↗																																			
Serie		98.0																																			
Total		98.0																																			
<p>20 Skud</p>	<table style="width:100%; border-collapse: collapse;"> <tr><td style="width:10%;">11:</td><td style="width:20%;">10.5</td><td style="width:10%; text-align: right;">↙</td></tr> <tr><td>12:</td><td>*10.6</td><td style="text-align: right;">→</td></tr> <tr><td>13:</td><td>10.6</td><td style="text-align: right;">↓</td></tr> <tr><td>14:</td><td>10.1</td><td style="text-align: right;">↑</td></tr> <tr><td>15:</td><td>10.4</td><td style="text-align: right;">↙</td></tr> <tr><td>16:</td><td>10.3</td><td style="text-align: right;">↗</td></tr> <tr><td>17:</td><td>10.5</td><td style="text-align: right;">↑</td></tr> <tr><td>18:</td><td>10.1</td><td style="text-align: right;">↗</td></tr> <tr><td>19:</td><td>10.3</td><td style="text-align: right;">↙</td></tr> <tr><td>20:</td><td>*10.8</td><td style="text-align: right;">↘</td></tr> <tr><td colspan="2">Serie</td><td style="text-align: right;">100.0</td></tr> <tr><td colspan="2">Total</td><td style="text-align: right;">198.0</td></tr> </table>	11:	10.5	↙	12:	*10.6	→	13:	10.6	↓	14:	10.1	↑	15:	10.4	↙	16:	10.3	↗	17:	10.5	↑	18:	10.1	↗	19:	10.3	↙	20:	*10.8	↘	Serie		100.0	Total		198.0
11:	10.5	↙																																			
12:	*10.6	→																																			
13:	10.6	↓																																			
14:	10.1	↑																																			
15:	10.4	↙																																			
16:	10.3	↗																																			
17:	10.5	↑																																			
18:	10.1	↗																																			
19:	10.3	↙																																			
20:	*10.8	↘																																			
Serie		100.0																																			
Total		198.0																																			

<p>Prøve</p> 	<table style="width:100%; border-collapse: collapse;"> <tr> <td style="width:10%; text-align: right;">1:</td> <td style="width:15%;">9.5</td> <td style="width:10%; text-align: center;">↗</td> </tr> <tr> <td style="text-align: right;">2:</td> <td>*10.6</td> <td style="text-align: center;">↘</td> </tr> <tr> <td colspan="3"><hr/></td> </tr> <tr> <td style="text-align: right;">Serie</td> <td></td> <td style="text-align: right;">19.0</td> </tr> <tr> <td style="text-align: right;">Total</td> <td></td> <td style="text-align: right;">0.0</td> </tr> </table>	1:	9.5	↗	2:	*10.6	↘	<hr/>			Serie		19.0	Total		0.0																								
1:	9.5	↗																																						
2:	*10.6	↘																																						
<hr/>																																								
Serie		19.0																																						
Total		0.0																																						
<p>20 Skud</p> 	<table style="width:100%; border-collapse: collapse;"> <tr> <td style="width:10%; text-align: right;">1:</td> <td style="width:15%;">10.4</td> <td style="width:10%; text-align: center;">↗</td> </tr> <tr> <td style="text-align: right;">2:</td> <td>10.5</td> <td style="text-align: center;">↗</td> </tr> <tr> <td style="text-align: right;">3:</td> <td>10.0</td> <td style="text-align: center;">↗</td> </tr> <tr> <td style="text-align: right;">4:</td> <td>*10.8</td> <td style="text-align: center;">↗</td> </tr> <tr> <td style="text-align: right;">5:</td> <td>10.5</td> <td style="text-align: center;">↘</td> </tr> <tr> <td style="text-align: right;">6:</td> <td>10.6</td> <td style="text-align: center;">↗</td> </tr> <tr> <td style="text-align: right;">7:</td> <td>10.5</td> <td style="text-align: center;">↗</td> </tr> <tr> <td style="text-align: right;">8:</td> <td>10.4</td> <td style="text-align: center;">↗</td> </tr> <tr> <td style="text-align: right;">9:</td> <td>10.3</td> <td style="text-align: center;">↗</td> </tr> <tr> <td style="text-align: right;">10:</td> <td>10.3</td> <td style="text-align: center;">↗</td> </tr> <tr> <td colspan="3"><hr/></td> </tr> <tr> <td style="text-align: right;">Serie</td> <td></td> <td style="text-align: right;">100.0</td> </tr> <tr> <td style="text-align: right;">Total</td> <td></td> <td style="text-align: right;">100.0</td> </tr> </table>	1:	10.4	↗	2:	10.5	↗	3:	10.0	↗	4:	*10.8	↗	5:	10.5	↘	6:	10.6	↗	7:	10.5	↗	8:	10.4	↗	9:	10.3	↗	10:	10.3	↗	<hr/>			Serie		100.0	Total		100.0
1:	10.4	↗																																						
2:	10.5	↗																																						
3:	10.0	↗																																						
4:	*10.8	↗																																						
5:	10.5	↘																																						
6:	10.6	↗																																						
7:	10.5	↗																																						
8:	10.4	↗																																						
9:	10.3	↗																																						
10:	10.3	↗																																						
<hr/>																																								
Serie		100.0																																						
Total		100.0																																						
<p>20 Skud</p> 	<table style="width:100%; border-collapse: collapse;"> <tr> <td style="width:10%; text-align: right;">11:</td> <td style="width:15%;">10.5</td> <td style="width:10%; text-align: center;">↘</td> </tr> <tr> <td style="text-align: right;">12:</td> <td>9.8</td> <td style="text-align: center;">↗</td> </tr> <tr> <td style="text-align: right;">13:</td> <td>*10.6</td> <td style="text-align: center;">↖</td> </tr> <tr> <td style="text-align: right;">14:</td> <td>10.2</td> <td style="text-align: center;">↘</td> </tr> <tr> <td style="text-align: right;">15:</td> <td>10.0</td> <td style="text-align: center;">↘</td> </tr> <tr> <td style="text-align: right;">16:</td> <td>10.5</td> <td style="text-align: center;">↘</td> </tr> <tr> <td style="text-align: right;">17:</td> <td>*10.8</td> <td style="text-align: center;">↗</td> </tr> <tr> <td style="text-align: right;">18:</td> <td>*10.6</td> <td style="text-align: center;">↘</td> </tr> <tr> <td style="text-align: right;">19:</td> <td>10.1</td> <td style="text-align: center;">↘</td> </tr> <tr> <td style="text-align: right;">20:</td> <td>*10.6</td> <td style="text-align: center;">↗</td> </tr> <tr> <td colspan="3"><hr/></td> </tr> <tr> <td style="text-align: right;">Serie</td> <td></td> <td style="text-align: right;">99.0</td> </tr> <tr> <td style="text-align: right;">Total</td> <td></td> <td style="text-align: right;">199.0</td> </tr> </table>	11:	10.5	↘	12:	9.8	↗	13:	*10.6	↖	14:	10.2	↘	15:	10.0	↘	16:	10.5	↘	17:	*10.8	↗	18:	*10.6	↘	19:	10.1	↘	20:	*10.6	↗	<hr/>			Serie		99.0	Total		199.0
11:	10.5	↘																																						
12:	9.8	↗																																						
13:	*10.6	↖																																						
14:	10.2	↘																																						
15:	10.0	↘																																						
16:	10.5	↘																																						
17:	*10.8	↗																																						
18:	*10.6	↘																																						
19:	10.1	↘																																						
20:	*10.6	↗																																						
<hr/>																																								
Serie		99.0																																						
Total		199.0																																						

<p>Prøve</p>	<table style="width:100%; border-collapse: collapse;"> <tr><td style="width:10%;">1:</td><td style="width:15%;">10.4</td><td style="width:10%; text-align: center;">↑</td></tr> <tr><td>2:</td><td>10.5</td><td style="text-align: center;">↓</td></tr> <tr><td>3:</td><td>10.5</td><td style="text-align: center;">↑</td></tr> <tr><td>4:</td><td>10.5</td><td style="text-align: center;">↓</td></tr> <tr><td>5:</td><td>9.7</td><td style="text-align: center;">↗</td></tr> <tr><td>6:</td><td>10.2</td><td style="text-align: center;">↗</td></tr> <tr><td>7:</td><td>*10.6</td><td style="text-align: center;">↖</td></tr> </table>	1:	10.4	↑	2:	10.5	↓	3:	10.5	↑	4:	10.5	↓	5:	9.7	↗	6:	10.2	↗	7:	*10.6	↖
1:	10.4	↑																				
2:	10.5	↓																				
3:	10.5	↑																				
4:	10.5	↓																				
5:	9.7	↗																				
6:	10.2	↗																				
7:	*10.6	↖																				

Serie	69.0
-------	------

Total	0.0
-------	-----

<p>20 Skud</p>	<table style="width:100%; border-collapse: collapse;"> <tr><td style="width:10%;">1:</td><td style="width:15%;">10.2</td><td style="width:10%; text-align: center;">←</td></tr> <tr><td>2:</td><td>9.8</td><td style="text-align: center;">↑</td></tr> <tr><td>3:</td><td>10.2</td><td style="text-align: center;">↖</td></tr> <tr><td>4:</td><td>9.7</td><td style="text-align: center;">↗</td></tr> <tr><td>5:</td><td>10.5</td><td style="text-align: center;">→</td></tr> <tr><td>6:</td><td>*10.7</td><td style="text-align: center;">←</td></tr> <tr><td>7:</td><td>*10.7</td><td style="text-align: center;">↓</td></tr> <tr><td>8:</td><td>*10.7</td><td style="text-align: center;">↗</td></tr> <tr><td>9:</td><td>10.1</td><td style="text-align: center;">↑</td></tr> <tr><td>10:</td><td>9.8</td><td style="text-align: center;">↗</td></tr> </table>	1:	10.2	←	2:	9.8	↑	3:	10.2	↖	4:	9.7	↗	5:	10.5	→	6:	*10.7	←	7:	*10.7	↓	8:	*10.7	↗	9:	10.1	↑	10:	9.8	↗
1:	10.2	←																													
2:	9.8	↑																													
3:	10.2	↖																													
4:	9.7	↗																													
5:	10.5	→																													
6:	*10.7	←																													
7:	*10.7	↓																													
8:	*10.7	↗																													
9:	10.1	↑																													
10:	9.8	↗																													

Serie	97.0
-------	------

Total	97.0
-------	------

<p>20 Skud</p>	<table style="width:100%; border-collapse: collapse;"> <tr><td style="width:10%;">11:</td><td style="width:15%;">10.5</td><td style="width:10%; text-align: center;">↘</td></tr> <tr><td>12:</td><td>*10.6</td><td style="text-align: center;">↑</td></tr> <tr><td>13:</td><td>10.6</td><td style="text-align: center;">↗</td></tr> <tr><td>14:</td><td>10.5</td><td style="text-align: center;">↑</td></tr> <tr><td>15:</td><td>10.1</td><td style="text-align: center;">↗</td></tr> <tr><td>16:</td><td>10.4</td><td style="text-align: center;">↑</td></tr> <tr><td>17:</td><td>10.3</td><td style="text-align: center;">→</td></tr> <tr><td>18:</td><td>10.3</td><td style="text-align: center;">↓</td></tr> <tr><td>19:</td><td>*10.7</td><td style="text-align: center;">↖</td></tr> <tr><td>20:</td><td>9.9</td><td style="text-align: center;">↑</td></tr> </table>	11:	10.5	↘	12:	*10.6	↑	13:	10.6	↗	14:	10.5	↑	15:	10.1	↗	16:	10.4	↑	17:	10.3	→	18:	10.3	↓	19:	*10.7	↖	20:	9.9	↑
11:	10.5	↘																													
12:	*10.6	↑																													
13:	10.6	↗																													
14:	10.5	↑																													
15:	10.1	↗																													
16:	10.4	↑																													
17:	10.3	→																													
18:	10.3	↓																													
19:	*10.7	↖																													
20:	9.9	↑																													

Serie	99.0
-------	------

Total	196.0
-------	-------

<p>Prøve</p>	<table style="width:100%; border-collapse: collapse;"> <tr><td style="text-align: right;">1:</td><td style="text-align: right;">8.6</td><td style="text-align: center;">↙</td></tr> <tr><td style="text-align: right;">2:</td><td style="text-align: right;">9.8</td><td style="text-align: center;">↑</td></tr> <tr><td style="text-align: right;">3:</td><td style="text-align: right;">9.2</td><td style="text-align: center;">→</td></tr> <tr><td style="text-align: right;">4:</td><td style="text-align: right;">7.5</td><td style="text-align: center;">←</td></tr> <tr><td style="text-align: right;">5:</td><td style="text-align: right;">7.0</td><td style="text-align: center;">→</td></tr> <tr><td style="text-align: right;">6:</td><td style="text-align: right;">9.7</td><td style="text-align: center;">↓</td></tr> <tr><td style="text-align: right;">7:</td><td style="text-align: right;">9.9</td><td style="text-align: center;">→</td></tr> <tr><td style="text-align: right;">8:</td><td style="text-align: right;">9.5</td><td style="text-align: center;">←</td></tr> <tr><td style="text-align: right;">9:</td><td style="text-align: right;">9.5</td><td style="text-align: center;">↑</td></tr> <tr><td style="text-align: right;">10:</td><td style="text-align: right;">7.8</td><td style="text-align: center;">↑</td></tr> </table>	1:	8.6	↙	2:	9.8	↑	3:	9.2	→	4:	7.5	←	5:	7.0	→	6:	9.7	↓	7:	9.9	→	8:	9.5	←	9:	9.5	↑	10:	7.8	↑
1:	8.6	↙																													
2:	9.8	↑																													
3:	9.2	→																													
4:	7.5	←																													
5:	7.0	→																													
6:	9.7	↓																													
7:	9.9	→																													
8:	9.5	←																													
9:	9.5	↑																													
10:	7.8	↑																													
<table style="width:100%; border-collapse: collapse;"> <tr> <td style="width:10%; text-align: right;">Serie</td> <td style="width:80%;"></td> <td style="width:10%; text-align: right;">83.0</td> </tr> <tr> <td style="text-align: right;">Total</td> <td></td> <td style="text-align: right;">0.0</td> </tr> </table>		Serie		83.0	Total		0.0																								
Serie		83.0																													
Total		0.0																													

<p>20 Skud</p>	<table style="width:100%; border-collapse: collapse;"> <tr><td style="text-align: right;">1:</td><td style="text-align: right;">10.0</td><td style="text-align: center;">↗</td></tr> <tr><td style="text-align: right;">2:</td><td style="text-align: right;">7.6</td><td style="text-align: center;">↗</td></tr> <tr><td style="text-align: right;">3:</td><td style="text-align: right;">10.4</td><td style="text-align: center;">↓</td></tr> <tr><td style="text-align: right;">4:</td><td style="text-align: right;">8.3</td><td style="text-align: center;">→</td></tr> <tr><td style="text-align: right;">5:</td><td style="text-align: right;">7.4</td><td style="text-align: center;">↗</td></tr> <tr><td style="text-align: right;">6:</td><td style="text-align: right;">8.2</td><td style="text-align: center;">↓</td></tr> <tr><td style="text-align: right;">7:</td><td style="text-align: right;">8.6</td><td style="text-align: center;">↓</td></tr> <tr><td style="text-align: right;">8:</td><td style="text-align: right;">8.4</td><td style="text-align: center;">→</td></tr> <tr><td style="text-align: right;">9:</td><td style="text-align: right;">9.3</td><td style="text-align: center;">↓</td></tr> <tr><td style="text-align: right;">10:</td><td style="text-align: right;">9.5</td><td style="text-align: center;">↙</td></tr> </table>	1:	10.0	↗	2:	7.6	↗	3:	10.4	↓	4:	8.3	→	5:	7.4	↗	6:	8.2	↓	7:	8.6	↓	8:	8.4	→	9:	9.3	↓	10:	9.5	↙
1:	10.0	↗																													
2:	7.6	↗																													
3:	10.4	↓																													
4:	8.3	→																													
5:	7.4	↗																													
6:	8.2	↓																													
7:	8.6	↓																													
8:	8.4	→																													
9:	9.3	↓																													
10:	9.5	↙																													
<table style="width:100%; border-collapse: collapse;"> <tr> <td style="width:10%; text-align: right;">Serie</td> <td style="width:80%;"></td> <td style="width:10%; text-align: right;">84.0</td> </tr> <tr> <td style="text-align: right;">Total</td> <td></td> <td style="text-align: right;">84.0</td> </tr> </table>		Serie		84.0	Total		84.0																								
Serie		84.0																													
Total		84.0																													

<p>20 Skud</p>	<table style="width:100%; border-collapse: collapse;"> <tr><td style="text-align: right;">11:</td><td style="text-align: right;">9.3</td><td style="text-align: center;">↑</td></tr> <tr><td style="text-align: right;">12:</td><td style="text-align: right;">8.9</td><td style="text-align: center;">↑</td></tr> <tr><td style="text-align: right;">13:</td><td style="text-align: right;">9.8</td><td style="text-align: center;">↑</td></tr> <tr><td style="text-align: right;">14:</td><td style="text-align: right;">10.2</td><td style="text-align: center;">→</td></tr> <tr><td style="text-align: right;">15:</td><td style="text-align: right;">8.7</td><td style="text-align: center;">↙</td></tr> <tr><td style="text-align: right;">16:</td><td style="text-align: right;">9.3</td><td style="text-align: center;">→</td></tr> <tr><td style="text-align: right;">17:</td><td style="text-align: right;">10.2</td><td style="text-align: center;">↖</td></tr> <tr><td style="text-align: right;">18:</td><td style="text-align: right;">8.5</td><td style="text-align: center;">→</td></tr> <tr><td style="text-align: right;">19:</td><td style="text-align: right;">8.8</td><td style="text-align: center;">↗</td></tr> <tr><td style="text-align: right;">20:</td><td style="text-align: right;">9.7</td><td style="text-align: center;">↑</td></tr> </table>	11:	9.3	↑	12:	8.9	↑	13:	9.8	↑	14:	10.2	→	15:	8.7	↙	16:	9.3	→	17:	10.2	↖	18:	8.5	→	19:	8.8	↗	20:	9.7	↑
11:	9.3	↑																													
12:	8.9	↑																													
13:	9.8	↑																													
14:	10.2	→																													
15:	8.7	↙																													
16:	9.3	→																													
17:	10.2	↖																													
18:	8.5	→																													
19:	8.8	↗																													
20:	9.7	↑																													
<table style="width:100%; border-collapse: collapse;"> <tr> <td style="width:10%; text-align: right;">Serie</td> <td style="width:80%;"></td> <td style="width:10%; text-align: right;">88.0</td> </tr> <tr> <td style="text-align: right;">Total</td> <td></td> <td style="text-align: right;">172.0</td> </tr> </table>		Serie		88.0	Total		172.0																								
Serie		88.0																													
Total		172.0																													

Hold
12

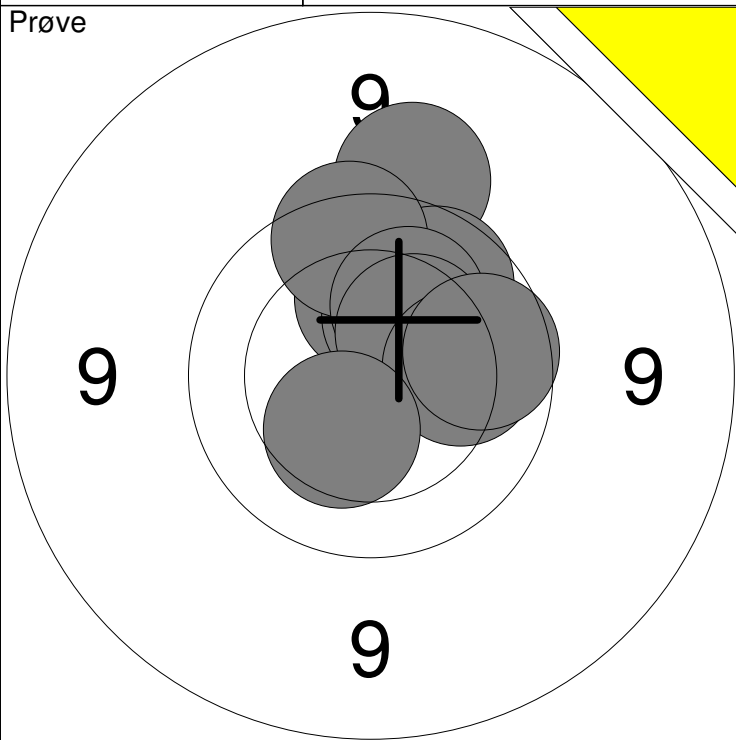
Skive
7

Kirstine Dybdal

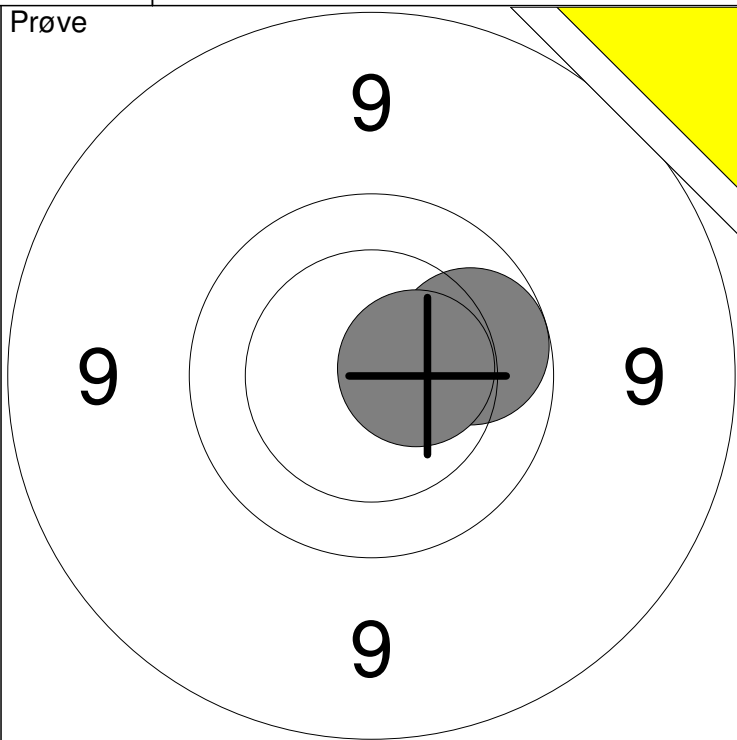
Vilsted Skf.

MB1

Prøve



Prøve



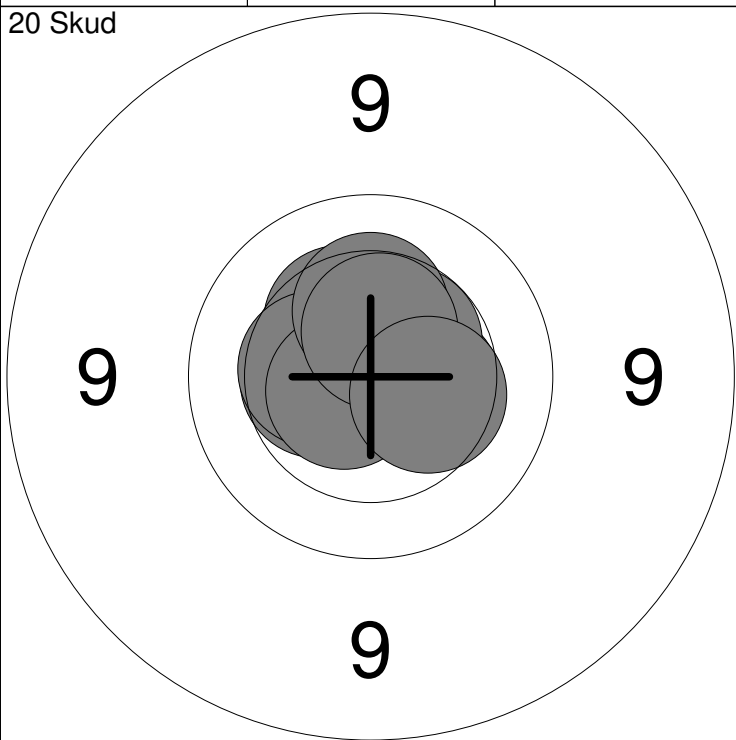
1: 9.4	↑	6: 10.2	↗
2: 9.9	↗	7: 10.4	↗
3: 10.2	↑	8: 10.1	→
4: 10.3	↗	9: 10.4	↘
5: 9.8	↑	10: 9.9	→

Serie	96.0
Total	0.0

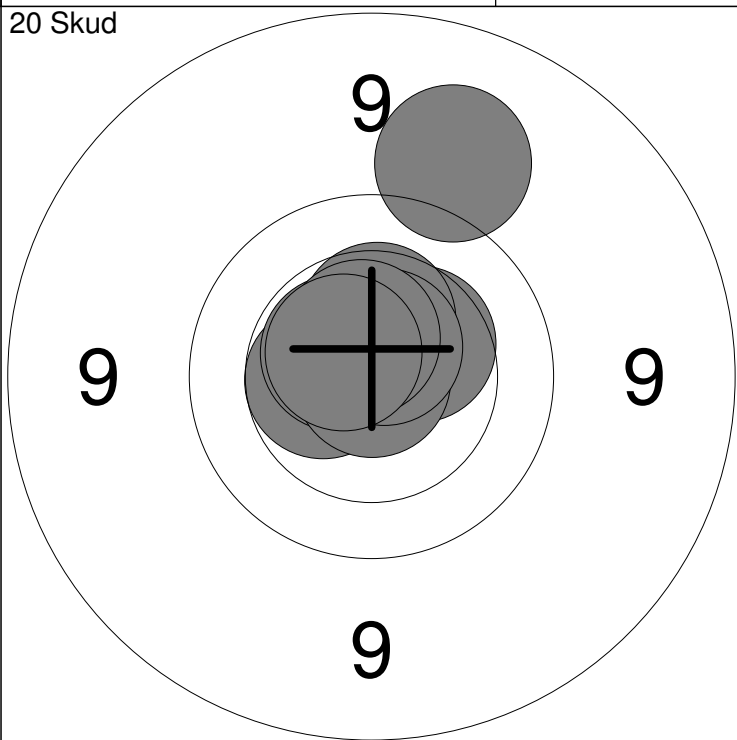
11: 10.0	→
12: *10.5	→

Serie	20.0
Total	0.0

20 Skud



20 Skud



1: 10.4	↗	6: *10.5	↗
2: 10.4	←	7: *10.7	↙
3: 10.4	→	8: 10.3	↑
4: *10.6	→	9: *10.5	↑
5: 10.4	←	10: 10.4	→

Serie	100.0
Total	100.0

11: 10.4	↗	16: *10.6	↗
12: 10.5	←	17: *10.6	↗
13: 10.4	↑	18: 9.3	↗
14: *10.6	↙	19: *10.6	↑
15: *10.9	↘	20: *10.6	↙

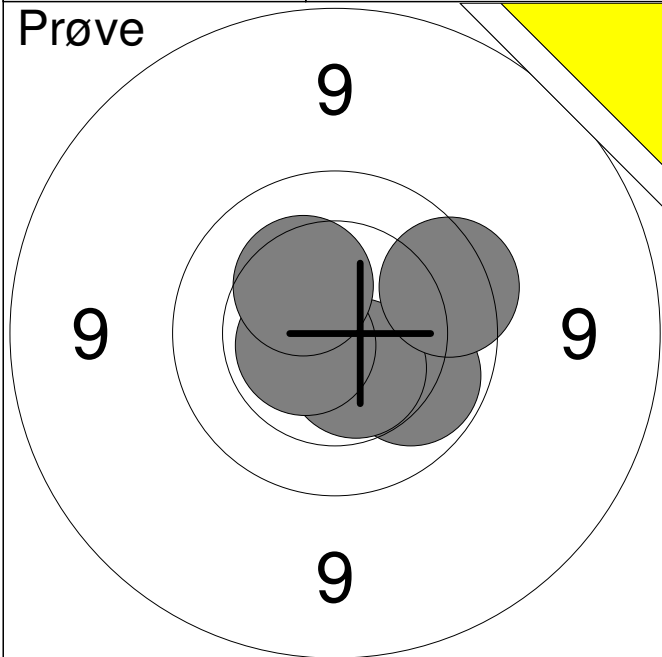
Serie	99.0
Total	199.0

Hold
12Skive
8**Rasmus Mikkelsen**

Vadum Skf.

J2

Prøve

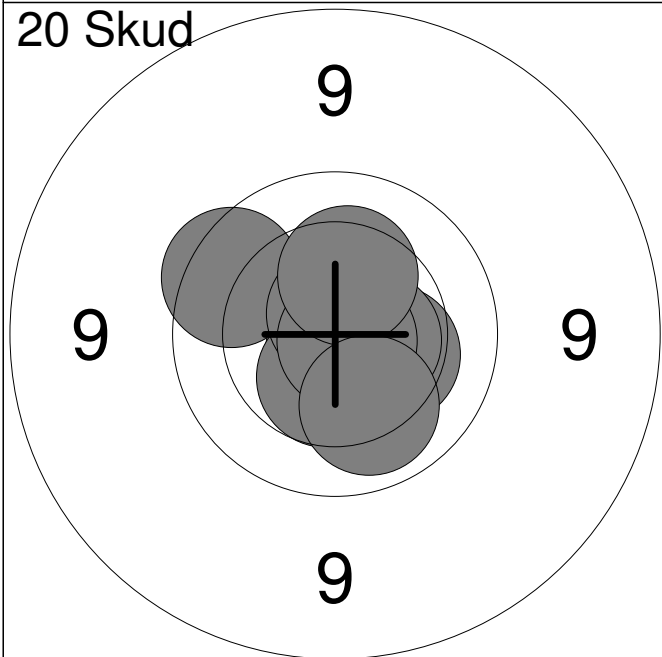


1:	10.0	↘
2:	*10.5	↘
3:	*10.6	↙
4:	10.3	↗
5:	9.8	↗

Serie 49.0

Total 0.0

20 Skud

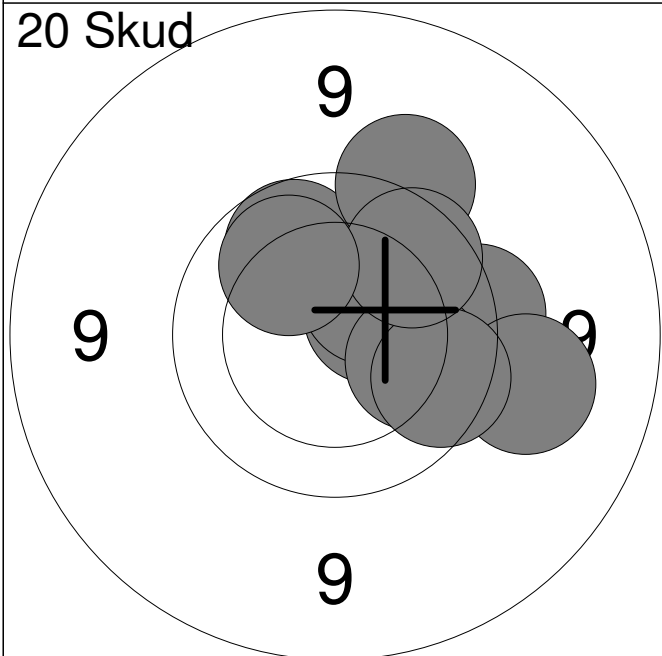


1:	10.3	↘
2:	9.8	↗
3:	*10.8	↘
4:	*10.8	↗
5:	10.5	↘
6:	*10.7	↗
7:	*10.6	↗
8:	*10.8	↘
9:	10.3	↗
10:	10.1	↘

Serie 99.0

Total 99.0

20 Skud



11:	9.6	→
12:	10.5	↗
13:	10.4	↗
14:	9.3	→
15:	10.0	→
16:	9.9	↗
17:	9.8	↘
18:	9.5	↗
19:	9.8	↗
20:	10.0	↗

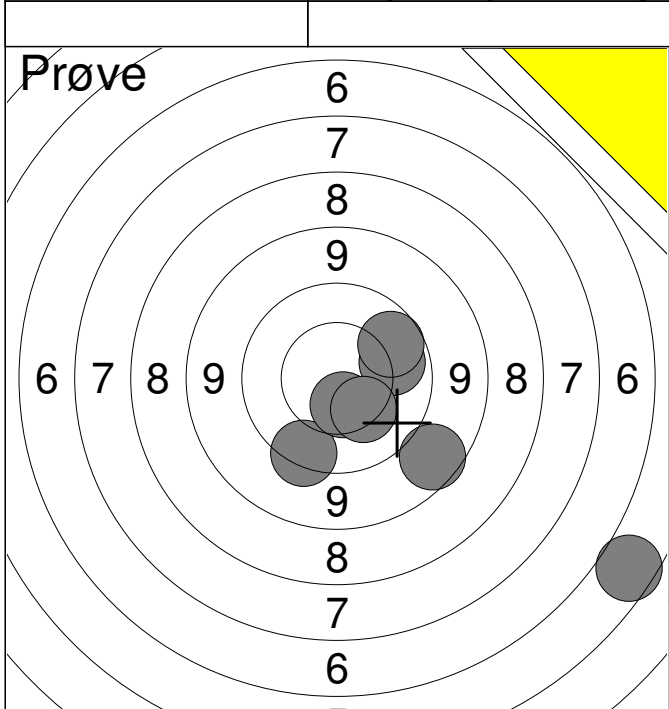
Serie 94.0

Total 193.0

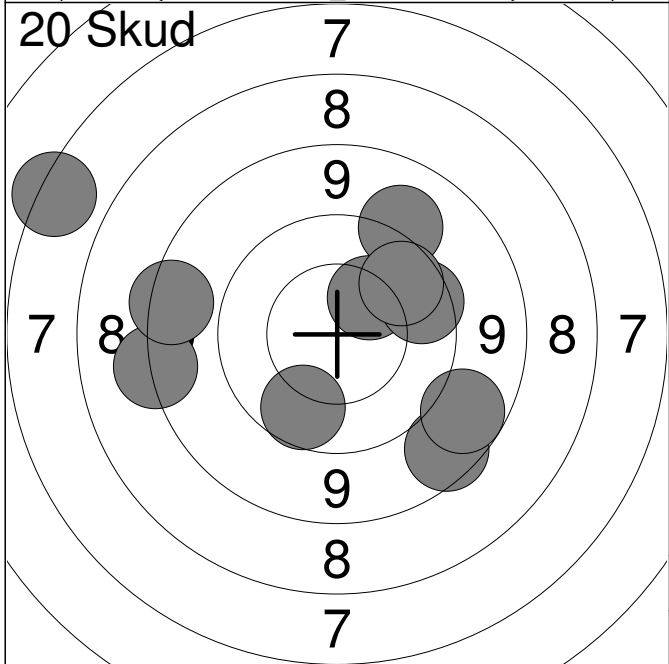
<p>Prøve</p>	<table style="width:100%; border-collapse: collapse;"> <tr><td style="text-align: right;">1:</td><td style="text-align: right;">8.8</td><td style="text-align: right;">↘</td></tr> <tr><td style="text-align: right;">2:</td><td style="text-align: right;">8.6</td><td style="text-align: right;">↘</td></tr> <tr><td style="text-align: right;">3:</td><td style="text-align: right;">8.8</td><td style="text-align: right;">↘</td></tr> <tr><td style="text-align: right;">4:</td><td style="text-align: right;">9.0</td><td style="text-align: right;">↘</td></tr> <tr><td style="text-align: right;">5:</td><td style="text-align: right;">9.2</td><td style="text-align: right;">↘</td></tr> <tr><td style="text-align: right;">6:</td><td style="text-align: right;">9.7</td><td style="text-align: right;">↘</td></tr> <tr><td style="text-align: right;">7:</td><td style="text-align: right;">10.1</td><td style="text-align: right;">↘</td></tr> <tr><td style="text-align: right;">8:</td><td style="text-align: right;">9.9</td><td style="text-align: right;">↘</td></tr> <tr><td style="text-align: right;">9:</td><td style="text-align: right;">10.4</td><td style="text-align: right;">↗</td></tr> <tr><td style="text-align: right;">10:</td><td style="text-align: right;">9.9</td><td style="text-align: right;">↘</td></tr> <tr><td colspan="2">Serie</td><td style="text-align: right;">89.0</td></tr> <tr><td colspan="2">Total</td><td style="text-align: right;">0.0</td></tr> </table>	1:	8.8	↘	2:	8.6	↘	3:	8.8	↘	4:	9.0	↘	5:	9.2	↘	6:	9.7	↘	7:	10.1	↘	8:	9.9	↘	9:	10.4	↗	10:	9.9	↘	Serie		89.0	Total		0.0
1:	8.8	↘																																			
2:	8.6	↘																																			
3:	8.8	↘																																			
4:	9.0	↘																																			
5:	9.2	↘																																			
6:	9.7	↘																																			
7:	10.1	↘																																			
8:	9.9	↘																																			
9:	10.4	↗																																			
10:	9.9	↘																																			
Serie		89.0																																			
Total		0.0																																			

<p>20 Skud</p>	<table style="width:100%; border-collapse: collapse;"> <tr><td style="text-align: right;">1:</td><td style="text-align: right;">9.8</td><td style="text-align: right;">↙</td></tr> <tr><td style="text-align: right;">2:</td><td style="text-align: right;">9.7</td><td style="text-align: right;">↘</td></tr> <tr><td style="text-align: right;">3:</td><td style="text-align: right;">10.5</td><td style="text-align: right;">↘</td></tr> <tr><td style="text-align: right;">4:</td><td style="text-align: right;">9.8</td><td style="text-align: right;">↙</td></tr> <tr><td style="text-align: right;">5:</td><td style="text-align: right;">9.7</td><td style="text-align: right;">↘</td></tr> <tr><td style="text-align: right;">6:</td><td style="text-align: right;">9.9</td><td style="text-align: right;">↙</td></tr> <tr><td style="text-align: right;">7:</td><td style="text-align: right;">9.5</td><td style="text-align: right;">↙</td></tr> <tr><td style="text-align: right;">8:</td><td style="text-align: right;">10.4</td><td style="text-align: right;">↘</td></tr> <tr><td style="text-align: right;">9:</td><td style="text-align: right;">9.6</td><td style="text-align: right;">↙</td></tr> <tr><td style="text-align: right;">10:</td><td style="text-align: right;">10.0</td><td style="text-align: right;">↘</td></tr> <tr><td colspan="2">Serie</td><td style="text-align: right;">93.0</td></tr> <tr><td colspan="2">Total</td><td style="text-align: right;">93.0</td></tr> </table>	1:	9.8	↙	2:	9.7	↘	3:	10.5	↘	4:	9.8	↙	5:	9.7	↘	6:	9.9	↙	7:	9.5	↙	8:	10.4	↘	9:	9.6	↙	10:	10.0	↘	Serie		93.0	Total		93.0
1:	9.8	↙																																			
2:	9.7	↘																																			
3:	10.5	↘																																			
4:	9.8	↙																																			
5:	9.7	↘																																			
6:	9.9	↙																																			
7:	9.5	↙																																			
8:	10.4	↘																																			
9:	9.6	↙																																			
10:	10.0	↘																																			
Serie		93.0																																			
Total		93.0																																			

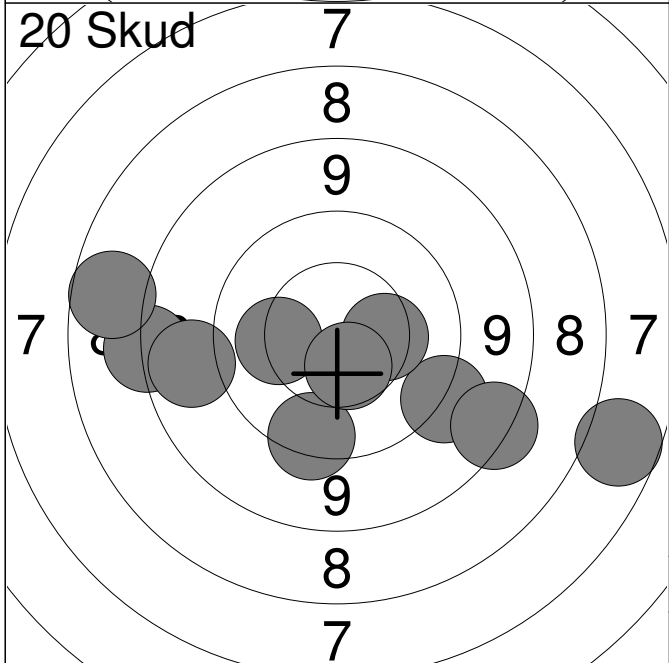
<p>20 Skud</p>	<table style="width:100%; border-collapse: collapse;"> <tr><td style="text-align: right;">11:</td><td style="text-align: right;">9.9</td><td style="text-align: right;">↗</td></tr> <tr><td style="text-align: right;">12:</td><td style="text-align: right;">*10.6</td><td style="text-align: right;">↙</td></tr> <tr><td style="text-align: right;">13:</td><td style="text-align: right;">10.4</td><td style="text-align: right;">↘</td></tr> <tr><td style="text-align: right;">14:</td><td style="text-align: right;">9.9</td><td style="text-align: right;">↙</td></tr> <tr><td style="text-align: right;">15:</td><td style="text-align: right;">10.3</td><td style="text-align: right;">↘</td></tr> <tr><td style="text-align: right;">16:</td><td style="text-align: right;">10.1</td><td style="text-align: right;">↗</td></tr> <tr><td style="text-align: right;">17:</td><td style="text-align: right;">*10.8</td><td style="text-align: right;">↗</td></tr> <tr><td style="text-align: right;">18:</td><td style="text-align: right;">9.6</td><td style="text-align: right;">↗</td></tr> <tr><td style="text-align: right;">19:</td><td style="text-align: right;">9.5</td><td style="text-align: right;">↙</td></tr> <tr><td style="text-align: right;">20:</td><td style="text-align: right;">10.2</td><td style="text-align: right;">↙</td></tr> <tr><td colspan="2">Serie</td><td style="text-align: right;">96.0</td></tr> <tr><td colspan="2">Total</td><td style="text-align: right;">189.0</td></tr> </table>	11:	9.9	↗	12:	*10.6	↙	13:	10.4	↘	14:	9.9	↙	15:	10.3	↘	16:	10.1	↗	17:	*10.8	↗	18:	9.6	↗	19:	9.5	↙	20:	10.2	↙	Serie		96.0	Total		189.0
11:	9.9	↗																																			
12:	*10.6	↙																																			
13:	10.4	↘																																			
14:	9.9	↙																																			
15:	10.3	↘																																			
16:	10.1	↗																																			
17:	*10.8	↗																																			
18:	9.6	↗																																			
19:	9.5	↙																																			
20:	10.2	↙																																			
Serie		96.0																																			
Total		189.0																																			



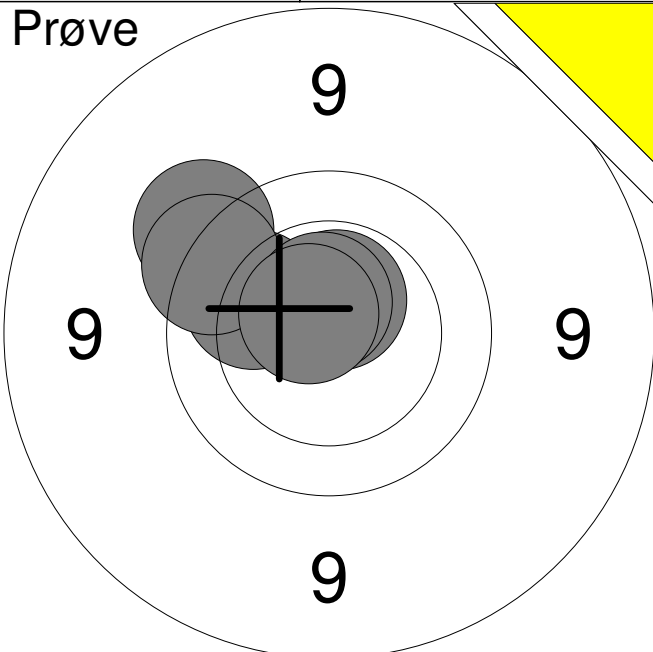
1:	4.8	↘
2:	9.6	↙
3:	8.8	↘
4:	10.0	→
5:	10.5	↙
6:	10.3	↘
7:	9.9	↗
Serie		60.0
Total		0.0

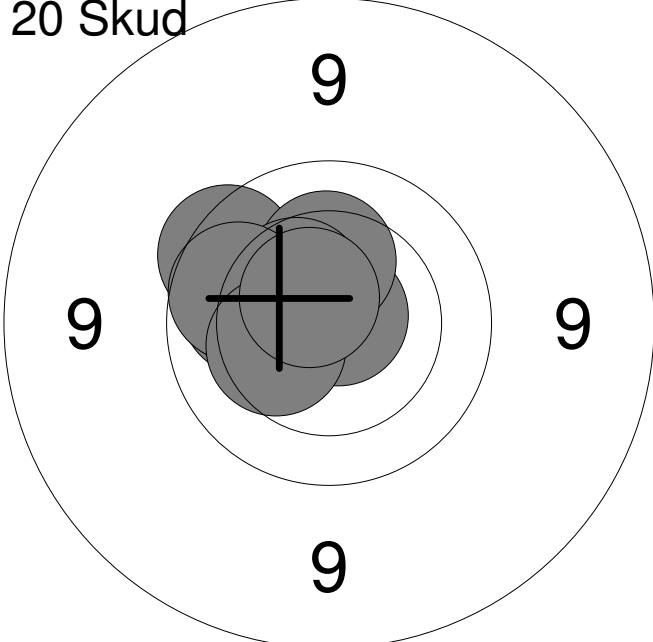


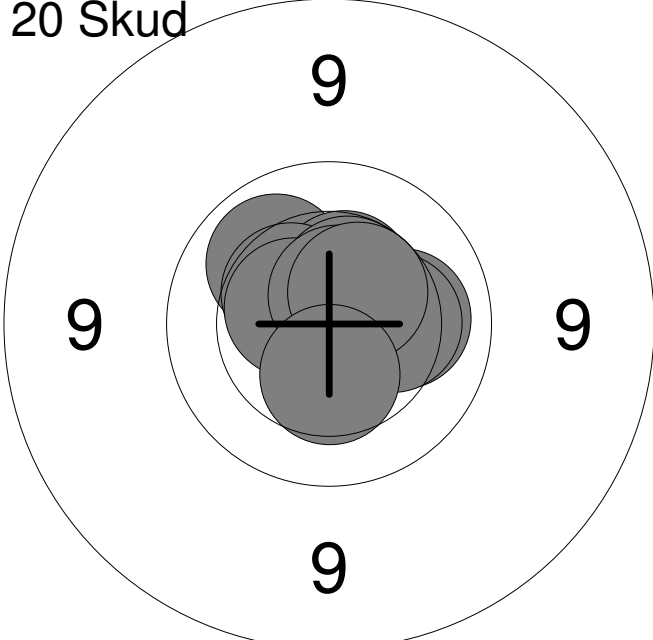
1:	8.8	↘
2:	10.3	↗
3:	9.9	↙
4:	9.3	↗
5:	9.0	↘
6:	9.8	→
7:	8.4	←
8:	9.9	↗
9:	8.7	←
10:	6.6	↗
Serie		85.0
Total		85.0

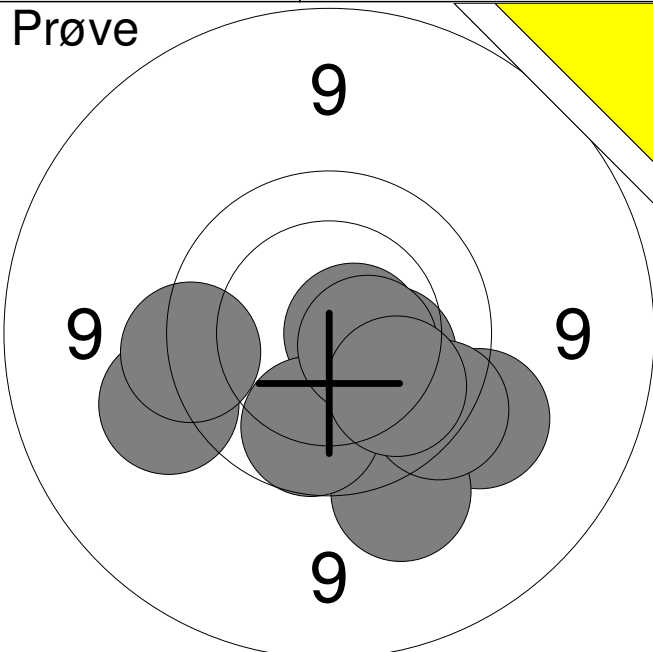


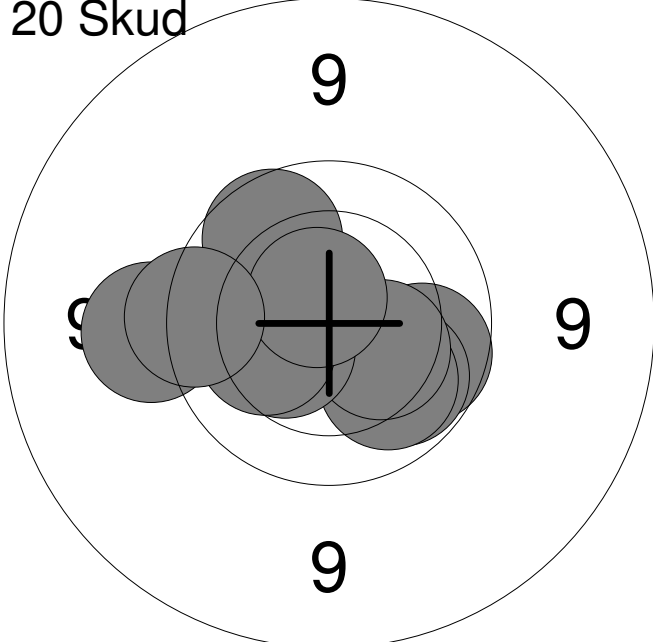
11:	6.9	↘
12:	9.6	↙
13:	8.4	←
14:	7.9	←
15:	9.3	↘
16:	9.0	←
17:	10.2	←
18:	10.4	→
19:	10.5	↙
20:	8.6	↘
Serie		86.0
Total		171.0

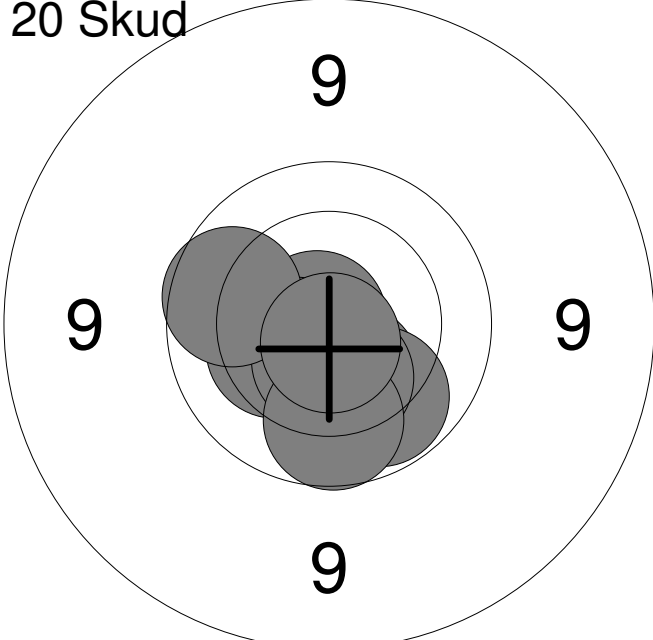
<p>Prøve</p> 	<table style="width:100%; border-collapse: collapse;"> <tr><td style="width:10%;">1:</td><td style="width:15%;">9.5</td><td style="width:10%; text-align: center;">↗</td></tr> <tr><td>2:</td><td>10.1</td><td style="text-align: center;">↗</td></tr> <tr><td>3:</td><td>9.7</td><td style="text-align: center;">↗</td></tr> <tr><td>4:</td><td>*10.6</td><td style="text-align: center;">↗</td></tr> <tr><td>5:</td><td>*10.6</td><td style="text-align: center;">↗</td></tr> <tr><td>6:</td><td>*10.6</td><td style="text-align: center;">↗</td></tr> </table> <table border="1" style="width:100%; border-collapse: collapse; margin-top: 5px;"> <tr> <td style="width:80%;">Serie</td> <td style="width:20%; text-align: right;">58.0</td> </tr> <tr> <td>Total</td> <td style="text-align: right;">0.0</td> </tr> </table>	1:	9.5	↗	2:	10.1	↗	3:	9.7	↗	4:	*10.6	↗	5:	*10.6	↗	6:	*10.6	↗	Serie	58.0	Total	0.0
1:	9.5	↗																					
2:	10.1	↗																					
3:	9.7	↗																					
4:	*10.6	↗																					
5:	*10.6	↗																					
6:	*10.6	↗																					
Serie	58.0																						
Total	0.0																						

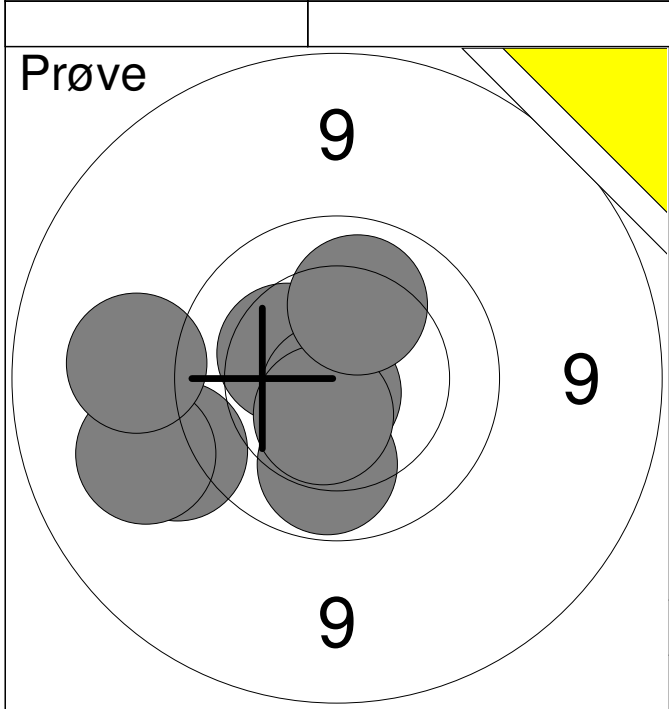
<p>20 Skud</p> 	<table style="width:100%; border-collapse: collapse;"> <tr><td style="width:10%;">1:</td><td style="width:15%;">10.2</td><td style="width:10%; text-align: center;">↗</td></tr> <tr><td>2:</td><td>10.1</td><td style="text-align: center;">↖</td></tr> <tr><td>3:</td><td>9.8</td><td style="text-align: center;">↗</td></tr> <tr><td>4:</td><td>*10.8</td><td style="text-align: center;">↗</td></tr> <tr><td>5:</td><td>10.3</td><td style="text-align: center;">↗</td></tr> <tr><td>6:</td><td>10.4</td><td style="text-align: center;">↗</td></tr> <tr><td>7:</td><td>10.1</td><td style="text-align: center;">↖</td></tr> <tr><td>8:</td><td>9.9</td><td style="text-align: center;">↖</td></tr> <tr><td>9:</td><td>10.3</td><td style="text-align: center;">↖</td></tr> <tr><td>10:</td><td>*10.6</td><td style="text-align: center;">↗</td></tr> </table> <table border="1" style="width:100%; border-collapse: collapse; margin-top: 5px;"> <tr> <td style="width:80%;">Serie</td> <td style="width:20%; text-align: right;">98.0</td> </tr> <tr> <td>Total</td> <td style="text-align: right;">98.0</td> </tr> </table>	1:	10.2	↗	2:	10.1	↖	3:	9.8	↗	4:	*10.8	↗	5:	10.3	↗	6:	10.4	↗	7:	10.1	↖	8:	9.9	↖	9:	10.3	↖	10:	*10.6	↗	Serie	98.0	Total	98.0
1:	10.2	↗																																	
2:	10.1	↖																																	
3:	9.8	↗																																	
4:	*10.8	↗																																	
5:	10.3	↗																																	
6:	10.4	↗																																	
7:	10.1	↖																																	
8:	9.9	↖																																	
9:	10.3	↖																																	
10:	*10.6	↗																																	
Serie	98.0																																		
Total	98.0																																		

<p>20 Skud</p> 	<table style="width:100%; border-collapse: collapse;"> <tr><td style="width:10%;">11:</td><td style="width:15%;">10.1</td><td style="width:10%; text-align: center;">↗</td></tr> <tr><td>12:</td><td>10.5</td><td style="text-align: center;">↗</td></tr> <tr><td>13:</td><td>10.4</td><td style="text-align: center;">↗</td></tr> <tr><td>14:</td><td>*10.5</td><td style="text-align: center;">↗</td></tr> <tr><td>15:</td><td>10.2</td><td style="text-align: center;">→</td></tr> <tr><td>16:</td><td>*10.5</td><td style="text-align: center;">↗</td></tr> <tr><td>17:</td><td>10.3</td><td style="text-align: center;">→</td></tr> <tr><td>18:</td><td>*10.6</td><td style="text-align: center;">↗</td></tr> <tr><td>19:</td><td>10.5</td><td style="text-align: center;">↗</td></tr> <tr><td>20:</td><td>10.4</td><td style="text-align: center;">↓</td></tr> </table> <table border="1" style="width:100%; border-collapse: collapse; margin-top: 5px;"> <tr> <td style="width:80%;">Serie</td> <td style="width:20%; text-align: right;">100.0</td> </tr> <tr> <td>Total</td> <td style="text-align: right;">198.0</td> </tr> </table>	11:	10.1	↗	12:	10.5	↗	13:	10.4	↗	14:	*10.5	↗	15:	10.2	→	16:	*10.5	↗	17:	10.3	→	18:	*10.6	↗	19:	10.5	↗	20:	10.4	↓	Serie	100.0	Total	198.0
11:	10.1	↗																																	
12:	10.5	↗																																	
13:	10.4	↗																																	
14:	*10.5	↗																																	
15:	10.2	→																																	
16:	*10.5	↗																																	
17:	10.3	→																																	
18:	*10.6	↗																																	
19:	10.5	↗																																	
20:	10.4	↓																																	
Serie	100.0																																		
Total	198.0																																		

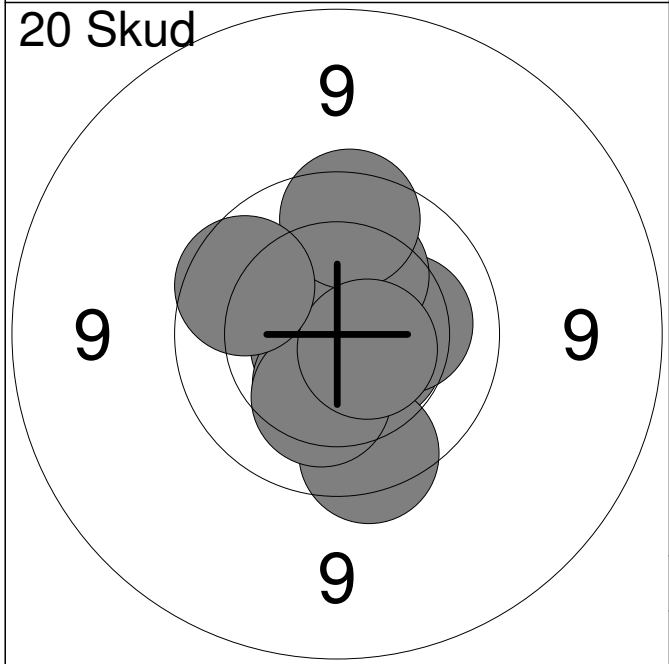
<p>Prøve</p> 	<table style="width:100%; border-collapse: collapse;"> <tr><td style="text-align: right;">1:</td><td style="text-align: right;">9.5</td><td style="text-align: right;">↘</td></tr> <tr><td style="text-align: right;">2:</td><td style="text-align: right;">*10.7</td><td style="text-align: right;">→</td></tr> <tr><td style="text-align: right;">3:</td><td style="text-align: right;">10.3</td><td style="text-align: right;">↘</td></tr> <tr><td style="text-align: right;">4:</td><td style="text-align: right;">9.4</td><td style="text-align: right;">↘</td></tr> <tr><td style="text-align: right;">5:</td><td style="text-align: right;">9.9</td><td style="text-align: right;">↘</td></tr> <tr><td style="text-align: right;">6:</td><td style="text-align: right;">9.7</td><td style="text-align: right;">↘</td></tr> <tr><td style="text-align: right;">7:</td><td style="text-align: right;">9.4</td><td style="text-align: right;">↖</td></tr> <tr><td style="text-align: right;">8:</td><td style="text-align: right;">*10.5</td><td style="text-align: right;">→</td></tr> <tr><td style="text-align: right;">9:</td><td style="text-align: right;">10.0</td><td style="text-align: right;">↘</td></tr> <tr><td style="text-align: right;">10:</td><td style="text-align: right;">9.7</td><td style="text-align: right;">↖</td></tr> <tr><td colspan="3"><hr/></td></tr> <tr><td style="text-align: right;">Serie</td><td></td><td style="text-align: right;">94.0</td></tr> <tr><td style="text-align: right;">Total</td><td></td><td style="text-align: right;">0.0</td></tr> </table>	1:	9.5	↘	2:	*10.7	→	3:	10.3	↘	4:	9.4	↘	5:	9.9	↘	6:	9.7	↘	7:	9.4	↖	8:	*10.5	→	9:	10.0	↘	10:	9.7	↖	<hr/>			Serie		94.0	Total		0.0
1:	9.5	↘																																						
2:	*10.7	→																																						
3:	10.3	↘																																						
4:	9.4	↘																																						
5:	9.9	↘																																						
6:	9.7	↘																																						
7:	9.4	↖																																						
8:	*10.5	→																																						
9:	10.0	↘																																						
10:	9.7	↖																																						
<hr/>																																								
Serie		94.0																																						
Total		0.0																																						

<p>20 Skud</p> 	<table style="width:100%; border-collapse: collapse;"> <tr><td style="text-align: right;">1:</td><td style="text-align: right;">9.9</td><td style="text-align: right;">↘</td></tr> <tr><td style="text-align: right;">2:</td><td style="text-align: right;">10.0</td><td style="text-align: right;">↘</td></tr> <tr><td style="text-align: right;">3:</td><td style="text-align: right;">10.1</td><td style="text-align: right;">↘</td></tr> <tr><td style="text-align: right;">4:</td><td style="text-align: right;">10.3</td><td style="text-align: right;">↘</td></tr> <tr><td style="text-align: right;">5:</td><td style="text-align: right;">9.4</td><td style="text-align: right;">↖</td></tr> <tr><td style="text-align: right;">6:</td><td style="text-align: right;">10.4</td><td style="text-align: right;">↖</td></tr> <tr><td style="text-align: right;">7:</td><td style="text-align: right;">10.2</td><td style="text-align: right;">↖</td></tr> <tr><td style="text-align: right;">8:</td><td style="text-align: right;">9.9</td><td style="text-align: right;">↗</td></tr> <tr><td style="text-align: right;">9:</td><td style="text-align: right;">*10.6</td><td style="text-align: right;">↗</td></tr> <tr><td style="text-align: right;">10:</td><td style="text-align: right;">9.7</td><td style="text-align: right;">↖</td></tr> <tr><td colspan="3"><hr/></td></tr> <tr><td style="text-align: right;">Serie</td><td></td><td style="text-align: right;">96.0</td></tr> <tr><td style="text-align: right;">Total</td><td></td><td style="text-align: right;">96.0</td></tr> </table>	1:	9.9	↘	2:	10.0	↘	3:	10.1	↘	4:	10.3	↘	5:	9.4	↖	6:	10.4	↖	7:	10.2	↖	8:	9.9	↗	9:	*10.6	↗	10:	9.7	↖	<hr/>			Serie		96.0	Total		96.0
1:	9.9	↘																																						
2:	10.0	↘																																						
3:	10.1	↘																																						
4:	10.3	↘																																						
5:	9.4	↖																																						
6:	10.4	↖																																						
7:	10.2	↖																																						
8:	9.9	↗																																						
9:	*10.6	↗																																						
10:	9.7	↖																																						
<hr/>																																								
Serie		96.0																																						
Total		96.0																																						

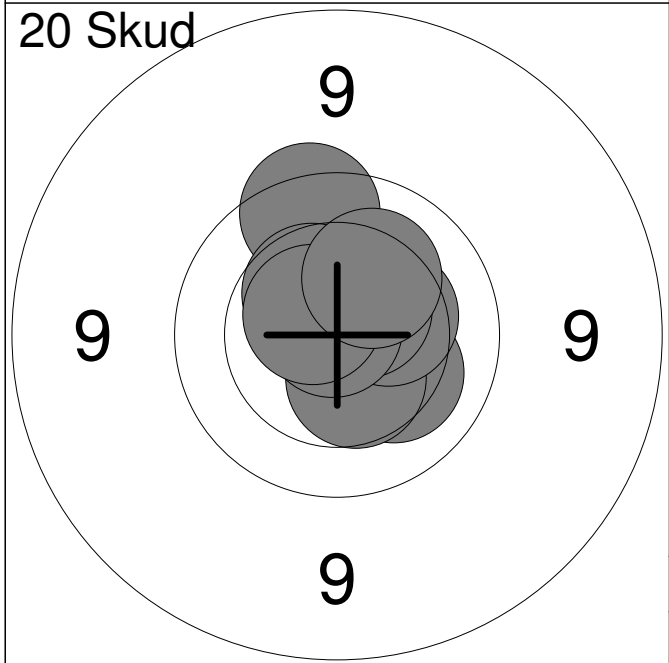
<p>20 Skud</p> 	<table style="width:100%; border-collapse: collapse;"> <tr><td style="text-align: right;">11:</td><td style="text-align: right;">*10.8</td><td style="text-align: right;">↖</td></tr> <tr><td style="text-align: right;">12:</td><td style="text-align: right;">*10.5</td><td style="text-align: right;">↖</td></tr> <tr><td style="text-align: right;">13:</td><td style="text-align: right;">10.3</td><td style="text-align: right;">↖</td></tr> <tr><td style="text-align: right;">14:</td><td style="text-align: right;">*10.6</td><td style="text-align: right;">↘</td></tr> <tr><td style="text-align: right;">15:</td><td style="text-align: right;">10.4</td><td style="text-align: right;">↘</td></tr> <tr><td style="text-align: right;">16:</td><td style="text-align: right;">10.0</td><td style="text-align: right;">↘</td></tr> <tr><td style="text-align: right;">17:</td><td style="text-align: right;">10.3</td><td style="text-align: right;">↘</td></tr> <tr><td style="text-align: right;">18:</td><td style="text-align: right;">9.9</td><td style="text-align: right;">↘</td></tr> <tr><td style="text-align: right;">19:</td><td style="text-align: right;">9.9</td><td style="text-align: right;">↗</td></tr> <tr><td style="text-align: right;">20:</td><td style="text-align: right;">*10.7</td><td style="text-align: right;">↘</td></tr> <tr><td colspan="3"><hr/></td></tr> <tr><td style="text-align: right;">Serie</td><td></td><td style="text-align: right;">98.0</td></tr> <tr><td style="text-align: right;">Total</td><td></td><td style="text-align: right;">194.0</td></tr> </table>	11:	*10.8	↖	12:	*10.5	↖	13:	10.3	↖	14:	*10.6	↘	15:	10.4	↘	16:	10.0	↘	17:	10.3	↘	18:	9.9	↘	19:	9.9	↗	20:	*10.7	↘	<hr/>			Serie		98.0	Total		194.0
11:	*10.8	↖																																						
12:	*10.5	↖																																						
13:	10.3	↖																																						
14:	*10.6	↘																																						
15:	10.4	↘																																						
16:	10.0	↘																																						
17:	10.3	↘																																						
18:	9.9	↘																																						
19:	9.9	↗																																						
20:	*10.7	↘																																						
<hr/>																																								
Serie		98.0																																						
Total		194.0																																						



1:	9.4	←
2:	9.3	←
3:	9.3	←
4:	10.3	↗
5:	10.0	↓
6:	*10.8	↘
7:	*10.5	↘
8:	10.1	↗
Serie		77.0
Total		0.0



1:	*10.7	←
2:	*10.5	→
3:	10.4	↓
4:	9.8	↓
5:	10.2	→
6:	10.3	↗
7:	10.3	↓
8:	9.8	↗
9:	*10.6	→
10:	9.9	↗
Serie		97.0
Total		97.0



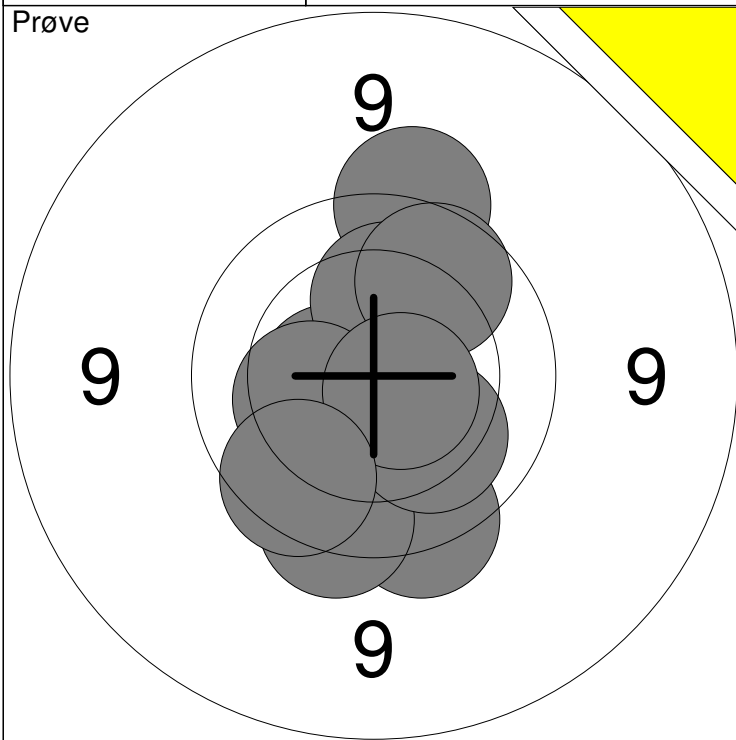
11:	10.2	↘
12:	10.4	↓
13:	10.4	→
14:	*10.8	↗
15:	9.8	↗
16:	10.4	↗
17:	*10.6	↗
18:	*10.9	↗
19:	*10.6	↗
20:	10.2	↗
Serie		99.0
Total		196.0

Hold
13Skive
2**Pernille Nielsen**

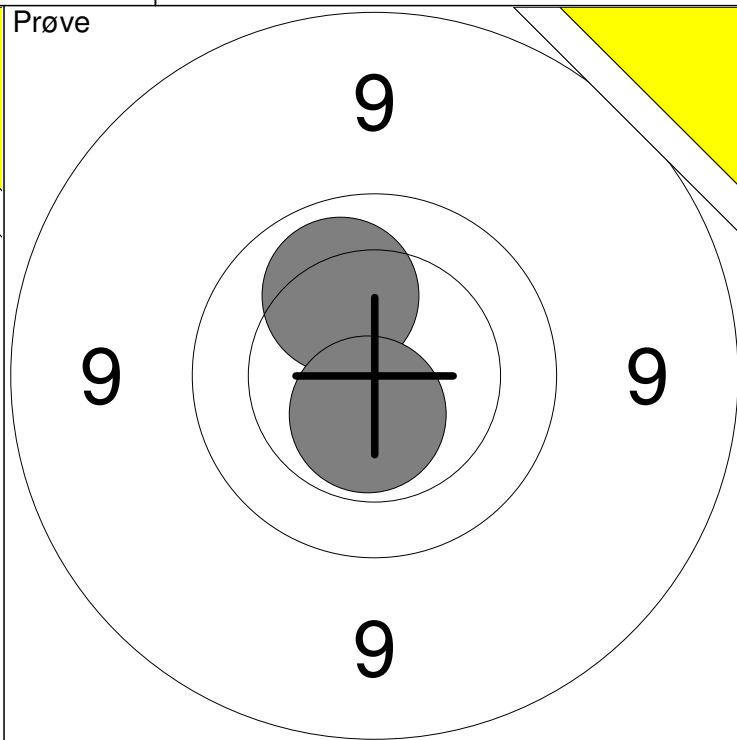
Vilsted Skf.

MB2

Prøve



Prøve



1: 9.6 ↑
2: *10.6 ←
3: 10.2 ↑
4: 9.7 ↓
5: 9.7 ↓

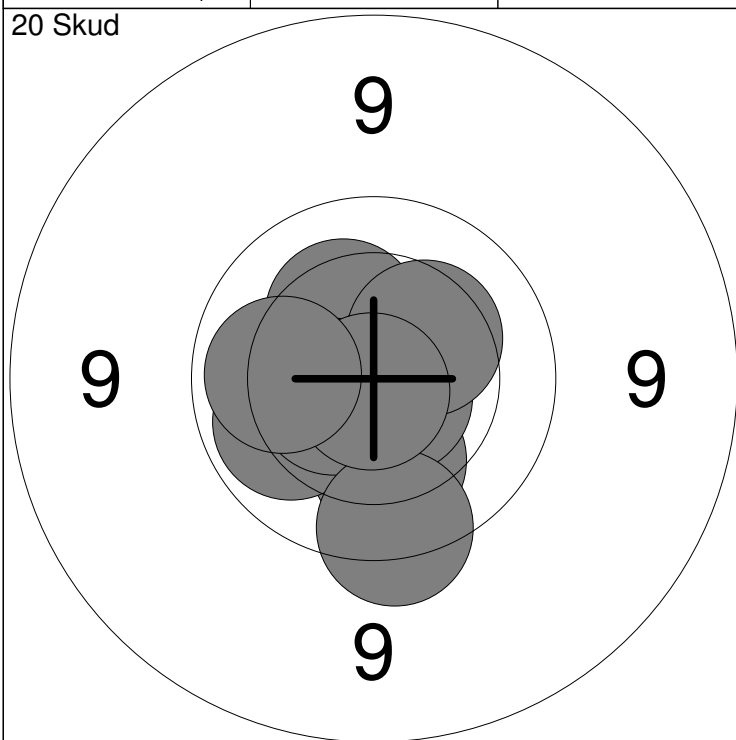
6: 10.3 ←
7: 9.9 ↗
8: 10.2 ↘
9: *10.7 ↘
10: 9.8 ↘

Serie 95.0
Total 0.0

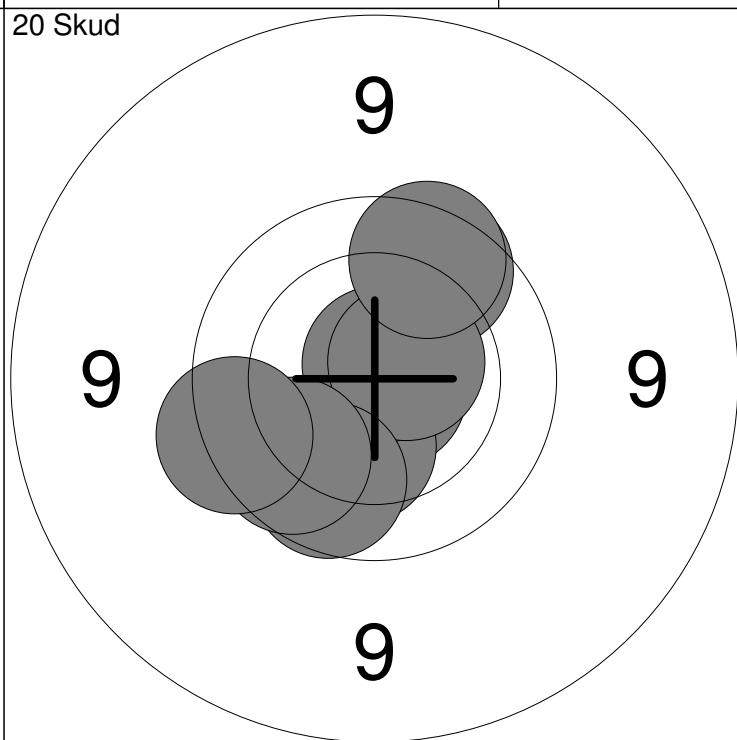
11: 10.1 ↗
12: *10.6 ↓

Serie 20.0
Total 0.0

20 Skud



20 Skud



1: 10.3 ↗
2: 10.2 ↓
3: *10.7 →
4: *10.7 ↘
5: 10.3 ↗

6: 10.1 ←
7: *10.5 ←
8: 9.7 ↓
9: *10.8 ↓
10: 10.1 ←

Serie 99.0
Total 99.0

11: 9.8 ↗
12: *10.8 ↘
13: 10.2 ↓
14: 10.3 ↓
15: *10.8 ↗

16: *10.6 ↗
17: 9.9 ↓
18: 9.8 ↗
19: 9.9 ↓
20: 9.7 ←

Serie 95.0
Total 194.0

Hold
13

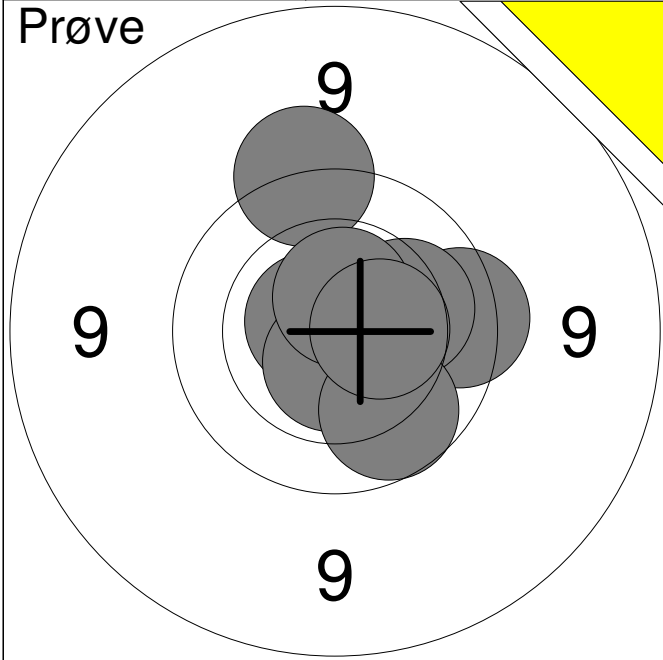
Skive
3

Mathias Krogh Jensen

Vilsted Skf.

BK1

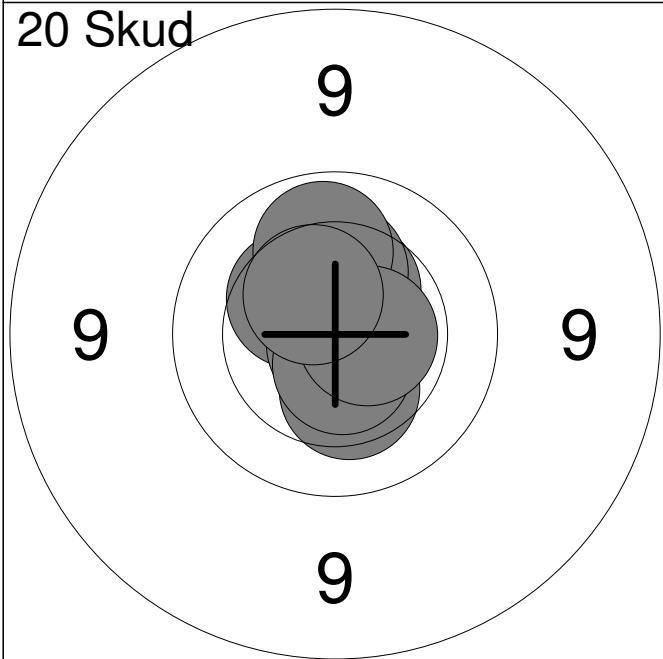
Prøve



1:	9.7	→
2:	9.5	↑
3:	10.2	→
4:	*10.7	↖
5:	*10.6	↓
6:	9.9	↘
7:	*10.6	↑
8:	10.5	→

Serie	77.0
Total	0.0

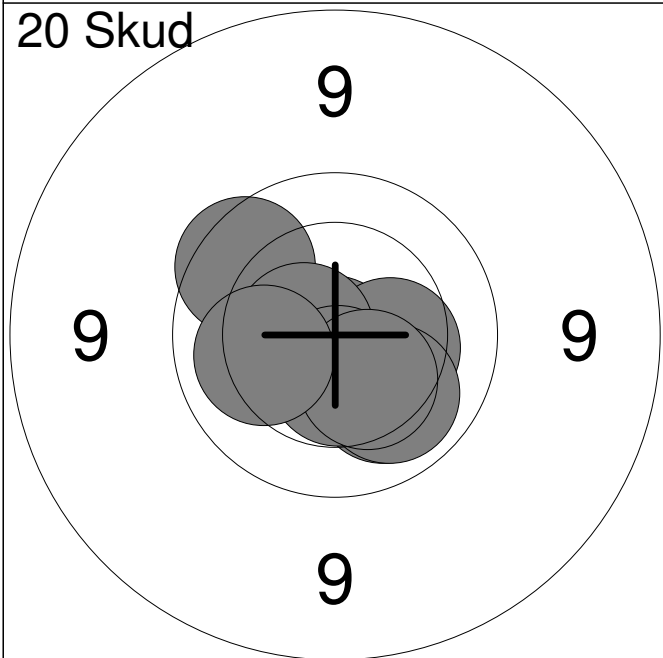
20 Skud



1:	10.4	↖
2:	10.3	↓
3:	10.4	↖
4:	10.3	↑
5:	10.0	↑
6:	*10.9	→
7:	*10.8	↓
8:	*10.6	↓
9:	*10.6	→
10:	10.5	↖

Serie	100.0
Total	100.0

20 Skud



11:	9.8	↖
12:	*10.8	↓
13:	10.1	↘
14:	10.3	→
15:	*10.6	↖
16:	*10.6	←
17:	*10.5	↓
18:	10.1	↘
19:	10.4	↘
20:	10.2	←

Serie	99.0
Total	199.0

<p>Prøve</p>	<table style="width:100%; border-collapse: collapse;"> <tr><td style="width:10%;">1:</td><td style="width:10%;">10.6</td><td style="width:10%; text-align: right;">↙</td></tr> <tr><td>2:</td><td>*10.8</td><td style="text-align: right;">↘</td></tr> <tr><td>3:</td><td>10.5</td><td style="text-align: right;">↗</td></tr> <tr><td>4:</td><td>10.4</td><td style="text-align: right;">↗</td></tr> <tr><td>5:</td><td>9.8</td><td style="text-align: right;">↘</td></tr> <tr><td>6:</td><td>*10.7</td><td style="text-align: right;">←</td></tr> </table> <table border="1" style="width:100%; border-collapse: collapse; margin-top: 5px;"> <tr> <td style="width:80%;">Serie</td> <td style="text-align: right;">59.0</td> </tr> <tr> <td>Total</td> <td style="text-align: right;">0.0</td> </tr> </table>	1:	10.6	↙	2:	*10.8	↘	3:	10.5	↗	4:	10.4	↗	5:	9.8	↘	6:	*10.7	←	Serie	59.0	Total	0.0
1:	10.6	↙																					
2:	*10.8	↘																					
3:	10.5	↗																					
4:	10.4	↗																					
5:	9.8	↘																					
6:	*10.7	←																					
Serie	59.0																						
Total	0.0																						

<p>20 Skud</p>	<table style="width:100%; border-collapse: collapse;"> <tr><td style="width:10%;">1:</td><td style="width:10%;">*10.7</td><td style="width:10%; text-align: right;">↖</td></tr> <tr><td>2:</td><td>*10.7</td><td style="text-align: right;">↘</td></tr> <tr><td>3:</td><td>10.6</td><td style="text-align: right;">↘</td></tr> <tr><td>4:</td><td>10.4</td><td style="text-align: right;">↘</td></tr> <tr><td>5:</td><td>*10.8</td><td style="text-align: right;">→</td></tr> <tr><td>6:</td><td>10.4</td><td style="text-align: right;">↗</td></tr> <tr><td>7:</td><td>10.5</td><td style="text-align: right;">↗</td></tr> <tr><td>8:</td><td>*10.7</td><td style="text-align: right;">↗</td></tr> <tr><td>9:</td><td>*10.7</td><td style="text-align: right;">↗</td></tr> <tr><td>10:</td><td>10.5</td><td style="text-align: right;">→</td></tr> </table> <table border="1" style="width:100%; border-collapse: collapse; margin-top: 5px;"> <tr> <td style="width:80%;">Serie</td> <td style="text-align: right;">100.0</td> </tr> <tr> <td>Total</td> <td style="text-align: right;">100.0</td> </tr> </table>	1:	*10.7	↖	2:	*10.7	↘	3:	10.6	↘	4:	10.4	↘	5:	*10.8	→	6:	10.4	↗	7:	10.5	↗	8:	*10.7	↗	9:	*10.7	↗	10:	10.5	→	Serie	100.0	Total	100.0
1:	*10.7	↖																																	
2:	*10.7	↘																																	
3:	10.6	↘																																	
4:	10.4	↘																																	
5:	*10.8	→																																	
6:	10.4	↗																																	
7:	10.5	↗																																	
8:	*10.7	↗																																	
9:	*10.7	↗																																	
10:	10.5	→																																	
Serie	100.0																																		
Total	100.0																																		

<p>20 Skud</p>	<table style="width:100%; border-collapse: collapse;"> <tr><td style="width:10%;">11:</td><td style="width:10%;">10.3</td><td style="width:10%; text-align: right;">↙</td></tr> <tr><td>12:</td><td>10.0</td><td style="text-align: right;">↙</td></tr> <tr><td>13:</td><td>*10.6</td><td style="text-align: right;">←</td></tr> <tr><td>14:</td><td>9.8</td><td style="text-align: right;">↘</td></tr> <tr><td>15:</td><td>10.6</td><td style="text-align: right;">↗</td></tr> <tr><td>16:</td><td>*10.8</td><td style="text-align: right;">←</td></tr> <tr><td>17:</td><td>*10.8</td><td style="text-align: right;">←</td></tr> <tr><td>18:</td><td>10.5</td><td style="text-align: right;">↘</td></tr> <tr><td>19:</td><td>*10.6</td><td style="text-align: right;">↘</td></tr> <tr><td>20:</td><td>*10.6</td><td style="text-align: right;">↙</td></tr> </table> <table border="1" style="width:100%; border-collapse: collapse; margin-top: 5px;"> <tr> <td style="width:80%;">Serie</td> <td style="text-align: right;">99.0</td> </tr> <tr> <td>Total</td> <td style="text-align: right;">199.0</td> </tr> </table>	11:	10.3	↙	12:	10.0	↙	13:	*10.6	←	14:	9.8	↘	15:	10.6	↗	16:	*10.8	←	17:	*10.8	←	18:	10.5	↘	19:	*10.6	↘	20:	*10.6	↙	Serie	99.0	Total	199.0
11:	10.3	↙																																	
12:	10.0	↙																																	
13:	*10.6	←																																	
14:	9.8	↘																																	
15:	10.6	↗																																	
16:	*10.8	←																																	
17:	*10.8	←																																	
18:	10.5	↘																																	
19:	*10.6	↘																																	
20:	*10.6	↙																																	
Serie	99.0																																		
Total	199.0																																		

<p>Prøve</p>	<table style="width:100%; border-collapse: collapse;"> <tr><td style="text-align: right;">1:</td><td style="text-align: right;">9.6</td><td style="text-align: right;">←</td></tr> <tr><td style="text-align: right;">2:</td><td style="text-align: right;">9.2</td><td style="text-align: right;">↙</td></tr> <tr><td style="text-align: right;">3:</td><td style="text-align: right;">9.9</td><td style="text-align: right;">←</td></tr> <tr><td style="text-align: right;">4:</td><td style="text-align: right;">10.0</td><td style="text-align: right;">↓</td></tr> <tr><td style="text-align: right;">5:</td><td style="text-align: right;">9.7</td><td style="text-align: right;">←</td></tr> <tr><td style="text-align: right;">6:</td><td style="text-align: right;">10.3</td><td style="text-align: right;">←</td></tr> <tr><td style="text-align: right;">7:</td><td style="text-align: right;">9.7</td><td style="text-align: right;">←</td></tr> <tr><td style="text-align: right;">8:</td><td style="text-align: right;">10.4</td><td style="text-align: right;">↑</td></tr> <tr><td style="text-align: right;">9:</td><td style="text-align: right;">10.5</td><td style="text-align: right;">↗</td></tr> <tr><td style="text-align: right;">10:</td><td style="text-align: right;">8.7</td><td style="text-align: right;">←</td></tr> <tr style="border-top: 1px solid black;"><td colspan="2">Serie</td><td style="text-align: right;">93.0</td></tr> <tr><td colspan="2">Total</td><td style="text-align: right;">0.0</td></tr> </table>	1:	9.6	←	2:	9.2	↙	3:	9.9	←	4:	10.0	↓	5:	9.7	←	6:	10.3	←	7:	9.7	←	8:	10.4	↑	9:	10.5	↗	10:	8.7	←	Serie		93.0	Total		0.0
1:	9.6	←																																			
2:	9.2	↙																																			
3:	9.9	←																																			
4:	10.0	↓																																			
5:	9.7	←																																			
6:	10.3	←																																			
7:	9.7	←																																			
8:	10.4	↑																																			
9:	10.5	↗																																			
10:	8.7	←																																			
Serie		93.0																																			
Total		0.0																																			

<p>20 Skud</p>	<table style="width:100%; border-collapse: collapse;"> <tr><td style="text-align: right;">1:</td><td style="text-align: right;">*10.6</td><td style="text-align: right;">↙</td></tr> <tr><td style="text-align: right;">2:</td><td style="text-align: right;">*10.8</td><td style="text-align: right;">↓</td></tr> <tr><td style="text-align: right;">3:</td><td style="text-align: right;">9.6</td><td style="text-align: right;">↙</td></tr> <tr><td style="text-align: right;">4:</td><td style="text-align: right;">9.8</td><td style="text-align: right;">↓</td></tr> <tr><td style="text-align: right;">5:</td><td style="text-align: right;">9.9</td><td style="text-align: right;">↓</td></tr> <tr><td style="text-align: right;">6:</td><td style="text-align: right;">*10.5</td><td style="text-align: right;">↓</td></tr> <tr><td style="text-align: right;">7:</td><td style="text-align: right;">10.4</td><td style="text-align: right;">↙</td></tr> <tr><td style="text-align: right;">8:</td><td style="text-align: right;">10.2</td><td style="text-align: right;">↘</td></tr> <tr><td style="text-align: right;">9:</td><td style="text-align: right;">10.2</td><td style="text-align: right;">↙</td></tr> <tr><td style="text-align: right;">10:</td><td style="text-align: right;">9.6</td><td style="text-align: right;">↓</td></tr> <tr style="border-top: 1px solid black;"><td colspan="2">Serie</td><td style="text-align: right;">96.0</td></tr> <tr><td colspan="2">Total</td><td style="text-align: right;">96.0</td></tr> </table>	1:	*10.6	↙	2:	*10.8	↓	3:	9.6	↙	4:	9.8	↓	5:	9.9	↓	6:	*10.5	↓	7:	10.4	↙	8:	10.2	↘	9:	10.2	↙	10:	9.6	↓	Serie		96.0	Total		96.0
1:	*10.6	↙																																			
2:	*10.8	↓																																			
3:	9.6	↙																																			
4:	9.8	↓																																			
5:	9.9	↓																																			
6:	*10.5	↓																																			
7:	10.4	↙																																			
8:	10.2	↘																																			
9:	10.2	↙																																			
10:	9.6	↓																																			
Serie		96.0																																			
Total		96.0																																			

<p>20 Skud</p>	<table style="width:100%; border-collapse: collapse;"> <tr><td style="text-align: right;">11:</td><td style="text-align: right;">9.2</td><td style="text-align: right;">←</td></tr> <tr><td style="text-align: right;">12:</td><td style="text-align: right;">9.6</td><td style="text-align: right;">↙</td></tr> <tr><td style="text-align: right;">13:</td><td style="text-align: right;">*10.6</td><td style="text-align: right;">→</td></tr> <tr><td style="text-align: right;">14:</td><td style="text-align: right;">*10.5</td><td style="text-align: right;">↙</td></tr> <tr><td style="text-align: right;">15:</td><td style="text-align: right;">9.9</td><td style="text-align: right;">↓</td></tr> <tr><td style="text-align: right;">16:</td><td style="text-align: right;">10.1</td><td style="text-align: right;">↙</td></tr> <tr><td style="text-align: right;">17:</td><td style="text-align: right;">9.1</td><td style="text-align: right;">←</td></tr> <tr><td style="text-align: right;">18:</td><td style="text-align: right;">10.1</td><td style="text-align: right;">←</td></tr> <tr><td style="text-align: right;">19:</td><td style="text-align: right;">9.6</td><td style="text-align: right;">↓</td></tr> <tr><td style="text-align: right;">20:</td><td style="text-align: right;">*10.8</td><td style="text-align: right;">↘</td></tr> <tr style="border-top: 1px solid black;"><td colspan="2">Serie</td><td style="text-align: right;">95.0</td></tr> <tr><td colspan="2">Total</td><td style="text-align: right;">191.0</td></tr> </table>	11:	9.2	←	12:	9.6	↙	13:	*10.6	→	14:	*10.5	↙	15:	9.9	↓	16:	10.1	↙	17:	9.1	←	18:	10.1	←	19:	9.6	↓	20:	*10.8	↘	Serie		95.0	Total		191.0
11:	9.2	←																																			
12:	9.6	↙																																			
13:	*10.6	→																																			
14:	*10.5	↙																																			
15:	9.9	↓																																			
16:	10.1	↙																																			
17:	9.1	←																																			
18:	10.1	←																																			
19:	9.6	↓																																			
20:	*10.8	↘																																			
Serie		95.0																																			
Total		191.0																																			

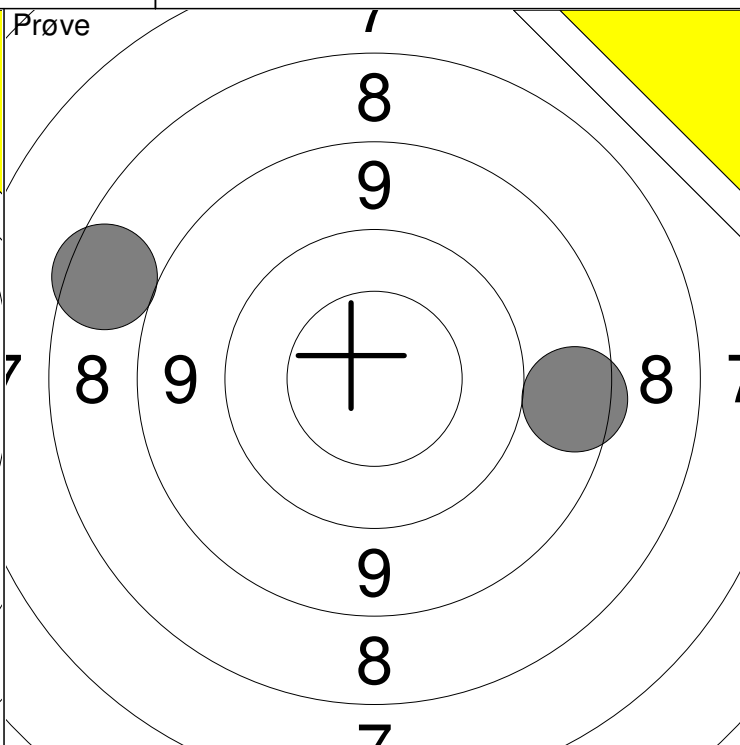
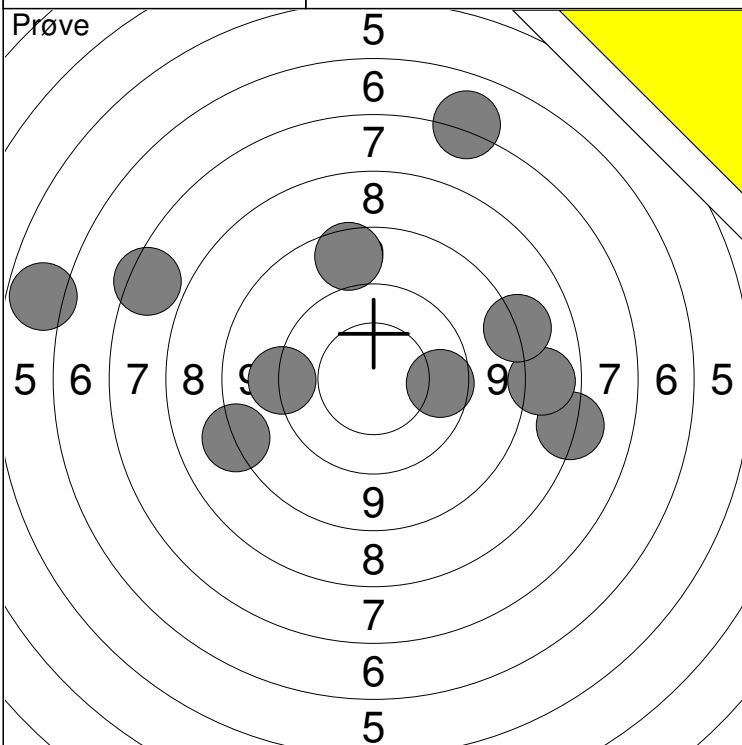
Hold
13

Skive
6

Phillip Kristensen

Midtdjurs Skytteforening

MUN



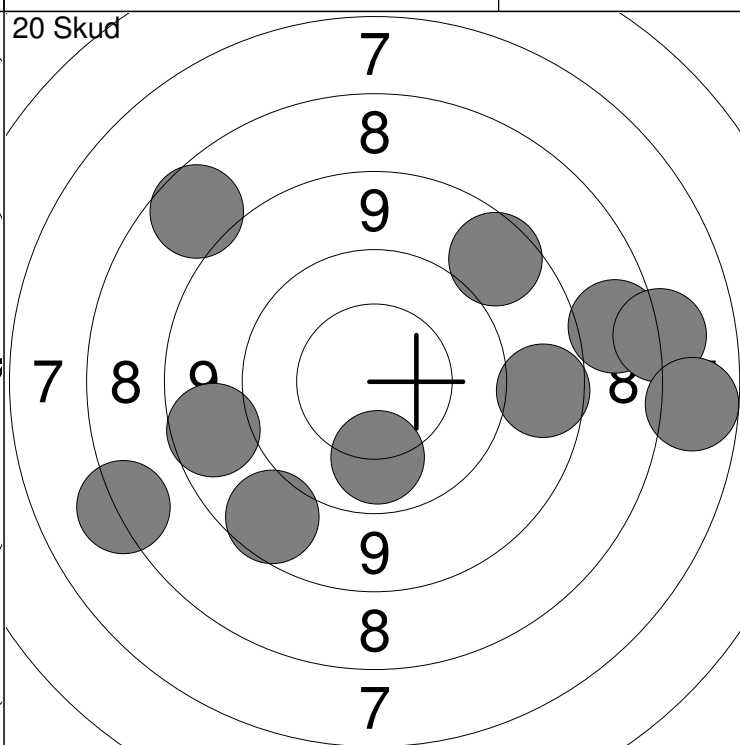
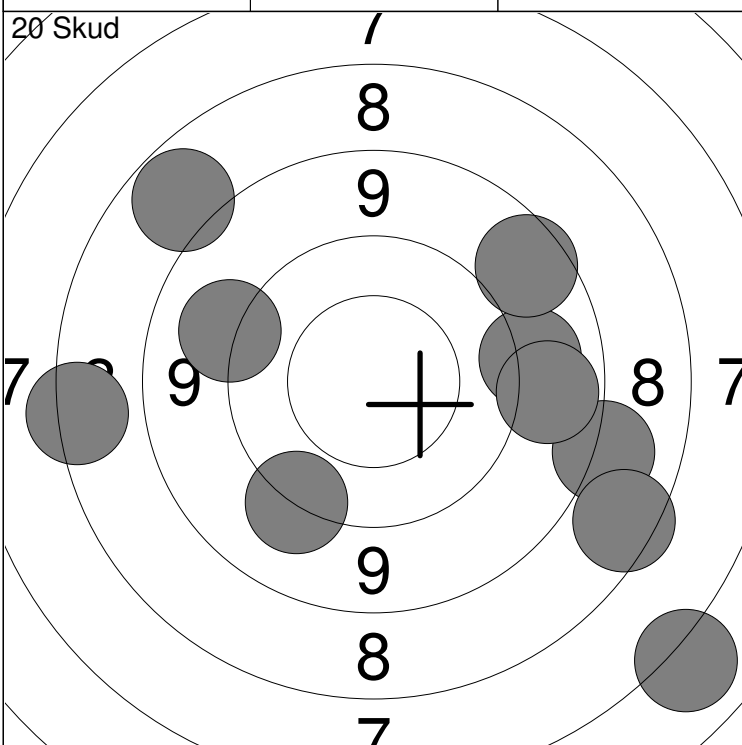
1:	9.4	←
2:	6.2	↗
3:	7.5	→
4:	5.0	←
5:	8.4	↙

6:	8.1	→
7:	9.9	→
8:	6.7	↖
9:	8.8	↗
10:	8.3	→

Serie	74.0
Total	0.0

11:	8.8	→
12:	7.8	↖

Serie	15.0
Total	0.0



1:	8.0	↗
2:	9.2	→
3:	7.6	←
4:	8.3	→
5:	9.0	→

6:	9.3	↖
7:	7.7	↘
8:	6.2	↘
9:	9.4	↘
10:	8.8	↗

Serie	80.0
Total	80.0

11:	7.9	→
12:	8.9	←
13:	8.8	↗
14:	10.1	↓
15:	8.9	↙

16:	7.3	→
17:	7.4	↖
18:	7.9	↖
19:	7.0	→
20:	8.9	→

Serie	77.0
Total	157.0

Hold
13

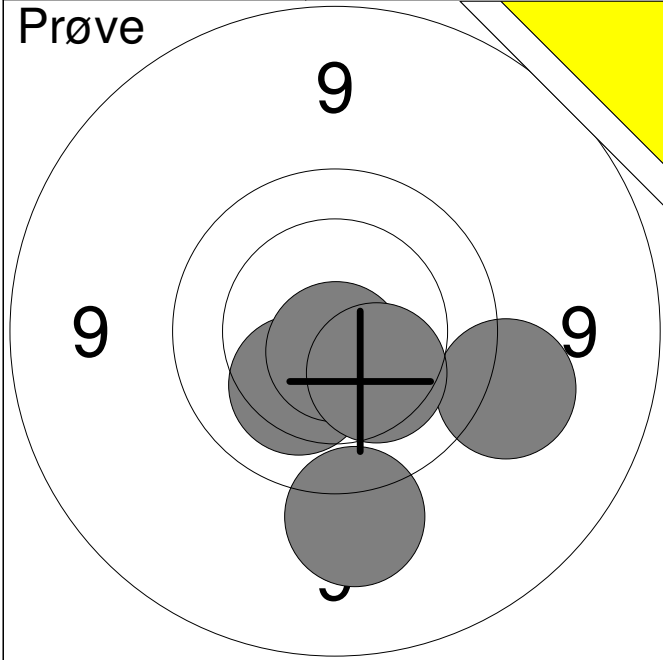
Skive
7

Ruby Larsen

Vilsted Skf.

V3

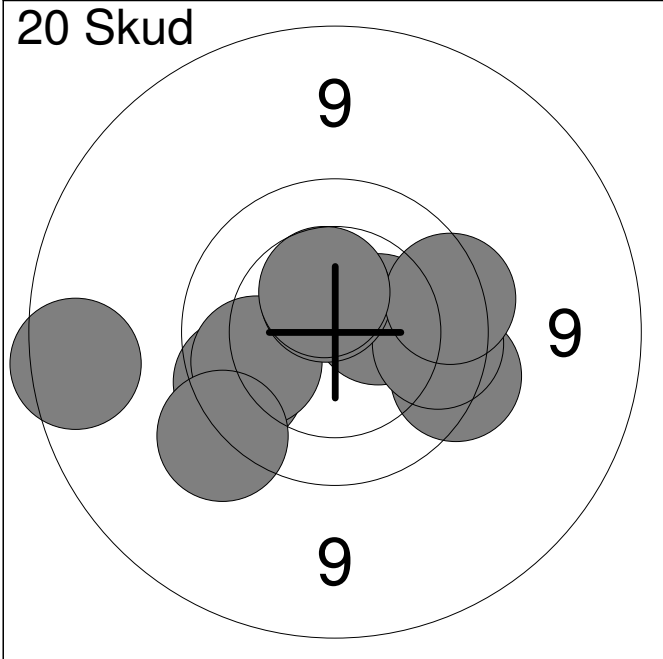
Prøve



1:	9.4	↓
2:	9.4	→
3:	10.2	↙
4:	*10.7	↓
5:	10.3	↘

Serie	48.0
Total	0.0

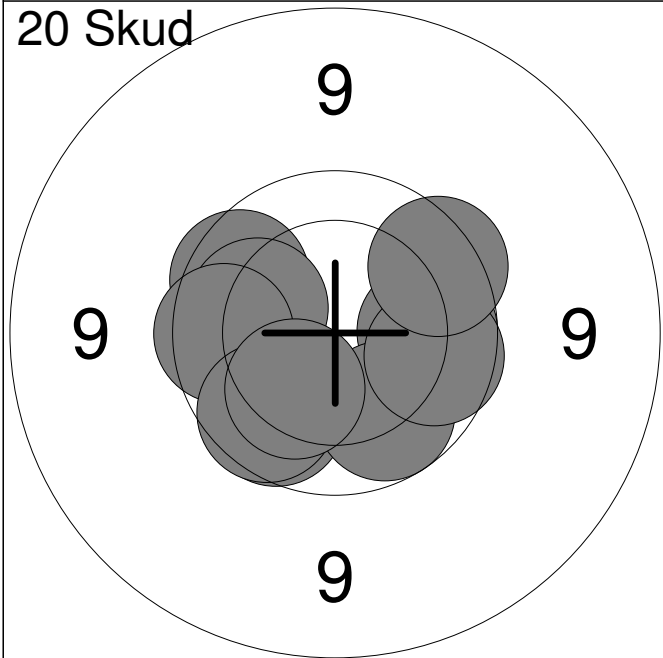
20 Skud



1:	9.8	↙
2:	10.4	→
3:	9.7	→
4:	10.0	↙
5:	9.8	→
6:	9.5	↙
7:	*10.5	↑
8:	8.9	↙
9:	9.7	→
10:	10.5	↑

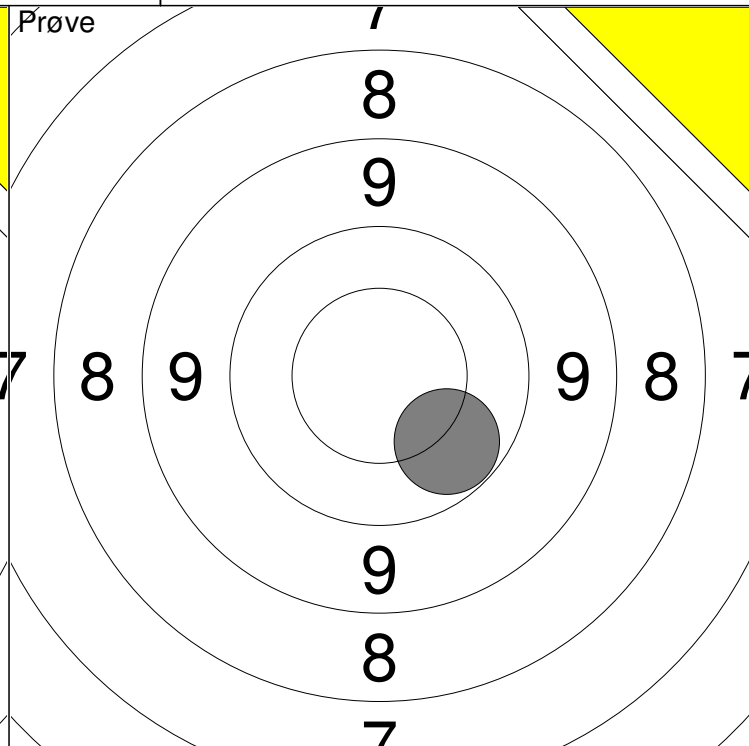
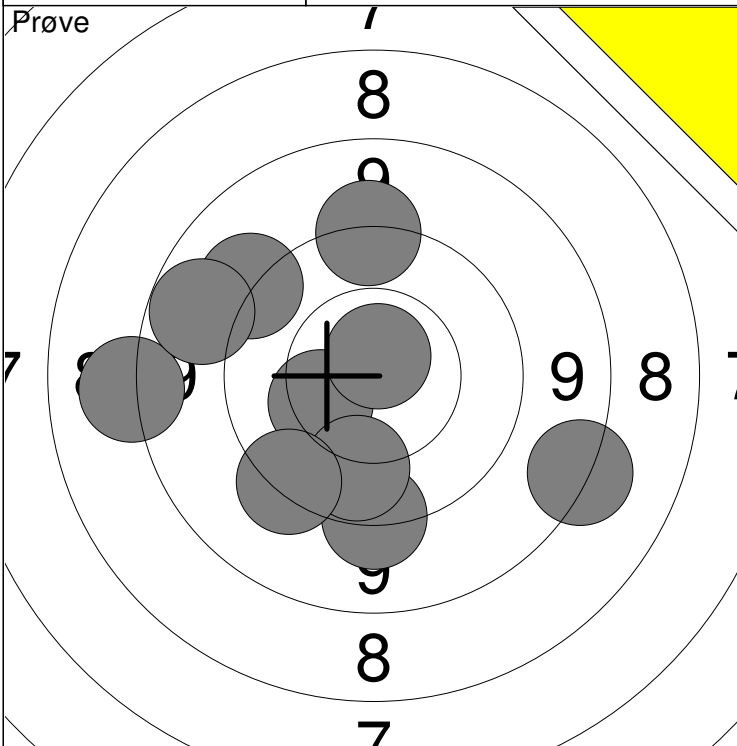
Serie	93.0
Total	93.0

20 Skud



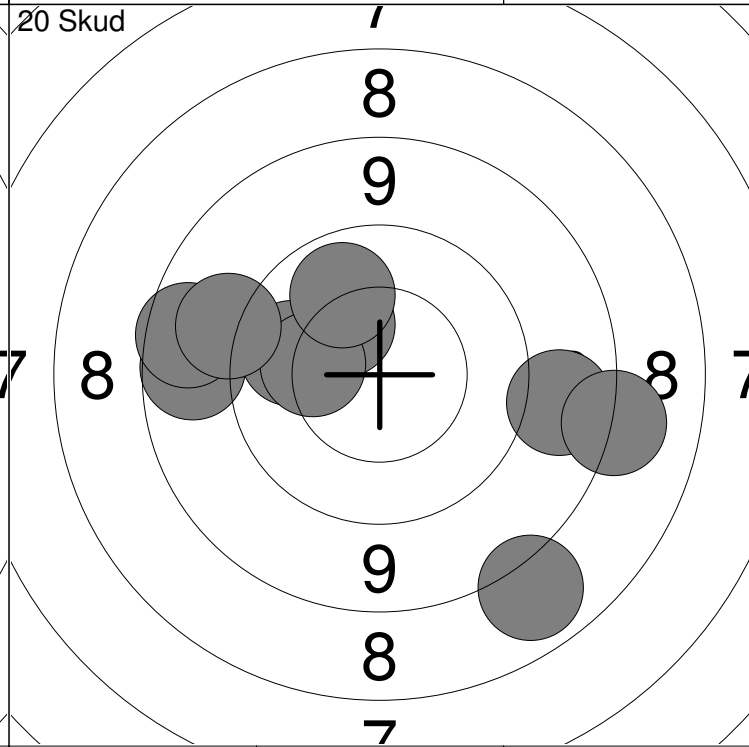
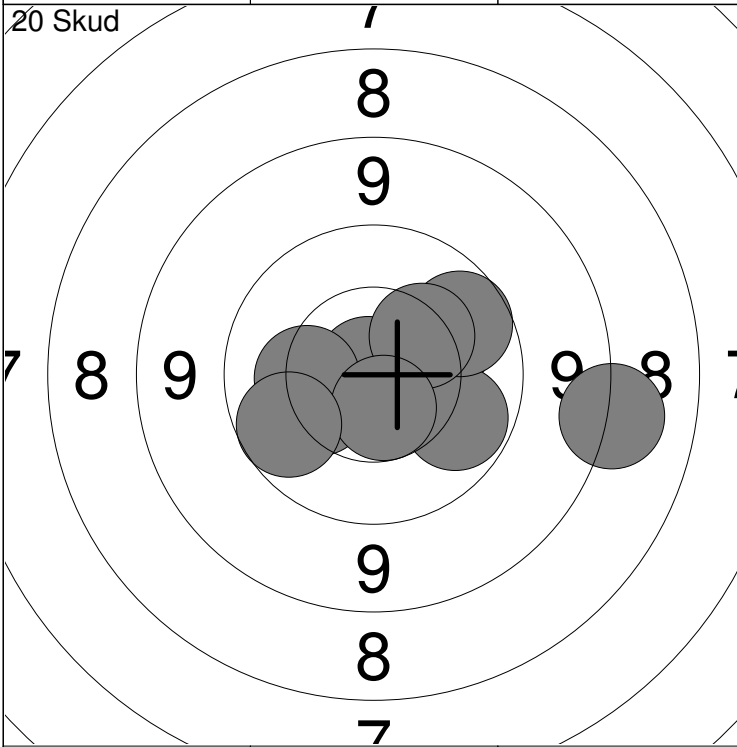
11:	9.9	↗
12:	9.9	↙
13:	10.1	↙
14:	10.0	→
15:	9.8	↙
16:	9.9	↙
17:	9.9	↙
18:	9.9	→
19:	9.8	↗
20:	10.2	↙

Serie	93.0
Total	186.0



1: 9.3 ↗	6: 9.0 ↖	Serie 91.0
2: 9.5 ↓	7: 10.0 ↓	
3: 10.3 ↙	8: 8.5 →	Total 0.0
4: 8.3 ←	9: 9.5 ↘	
5: *10.7 ↑	10: 9.4 ↑	

11: 10.0 ↘	Serie 10.0
	Total 0.0



1: *10.9 ↖	6: 9.9 ↗	Serie 96.0
2: 10.1 ↗	7: 10.3 ↗	
3: 10.3 ↙	8: 8.3 →	Total 96.0
4: 10.0 ↘	9: *10.6 ↓	
5: 10.3 ←	10: 9.9 ↖	

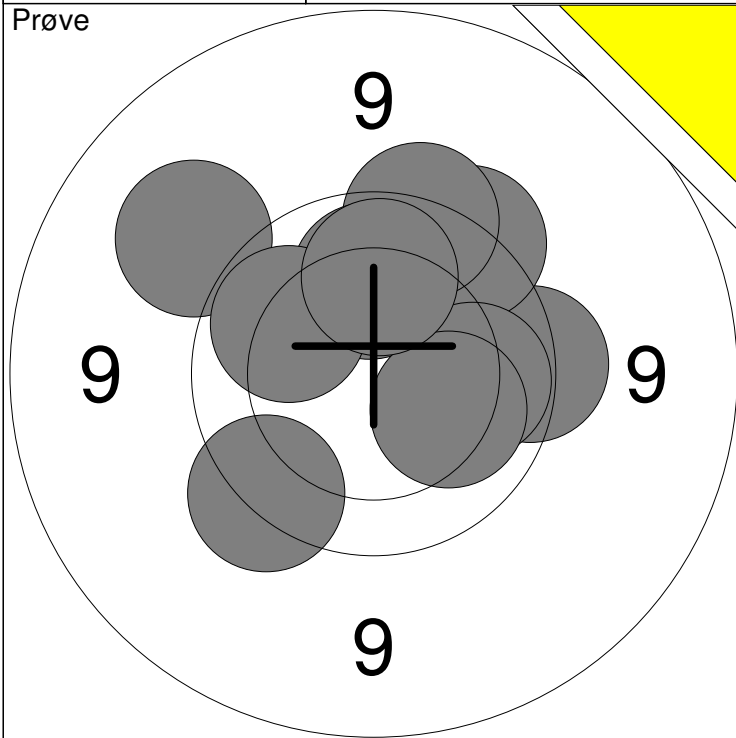
11: 10.3 ↗	16: 10.0 ↙	Serie 90.0
12: 8.1 ↘	17: 10.3 ↙	
13: 8.9 ←	18: 8.3 →	Total 186.0
14: 8.8 ←	19: 10.0 ↑	
15: 9.0 →	20: 9.2 ↙	

Hold
13Skive
9**Johnny Holm Jensen**

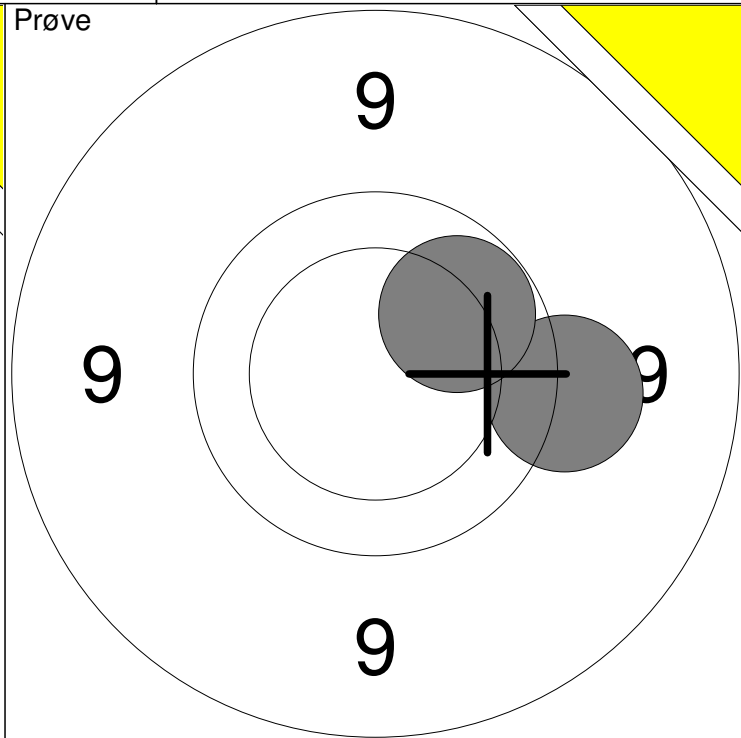
Vilsted Skf.

MÅ3

Prøve



Prøve



1: 9.7 →
2: 9.6 ↗
3: 9.6 ↑
4: 9.3 ↖
5: 10.0 ↑

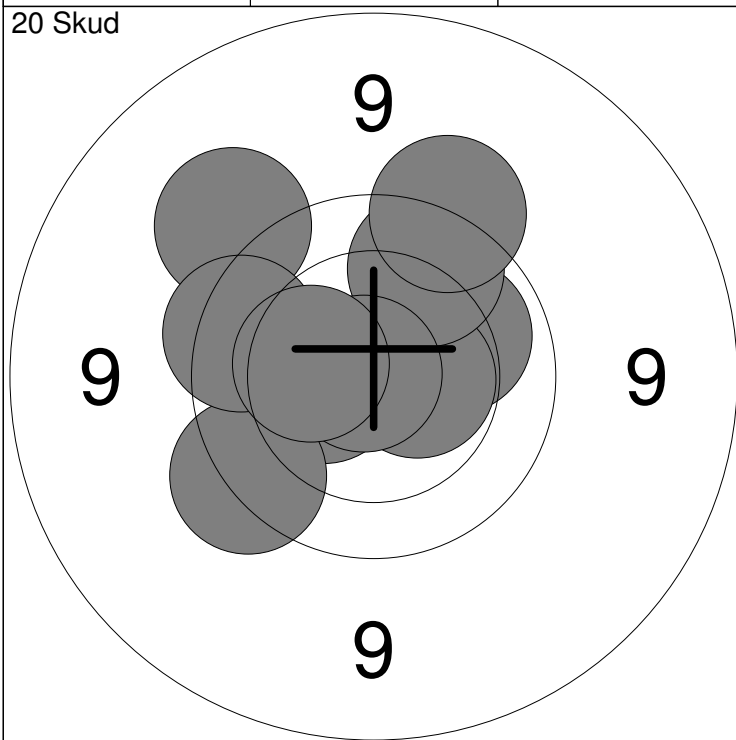
6: 10.0 →
7: 9.6 ↘
8: 10.1 →
9: 10.0 ↖
10: 10.0 ↑

Serie 95.0
Total 0.0

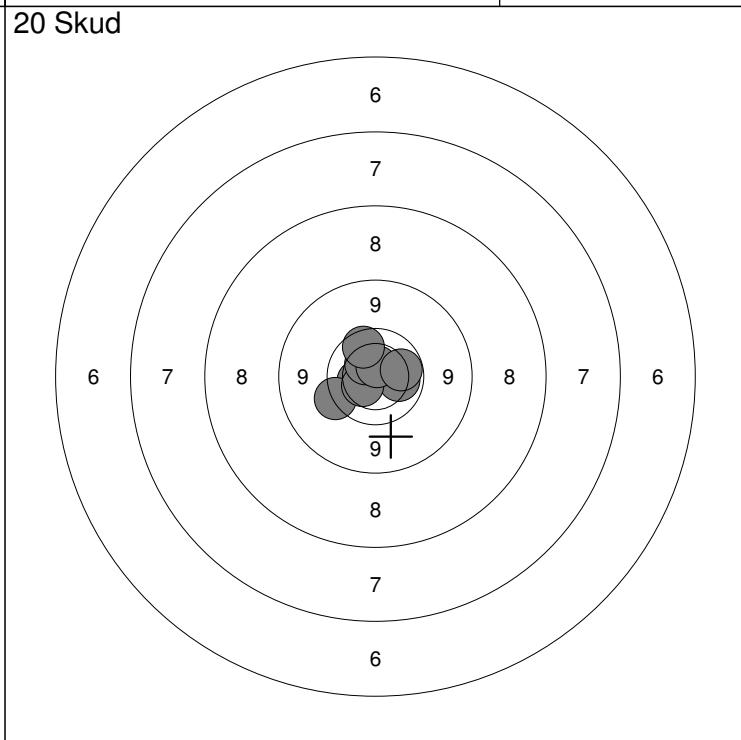
11: 9.5 →
12: 10.0 ↗

Serie 19.0
Total 0.0

20 Skud



20 Skud



1: 10.5 ←
2: 10.1 ↗
3: *10.5 →
4: 9.4 ↖
5: 9.9 ↑

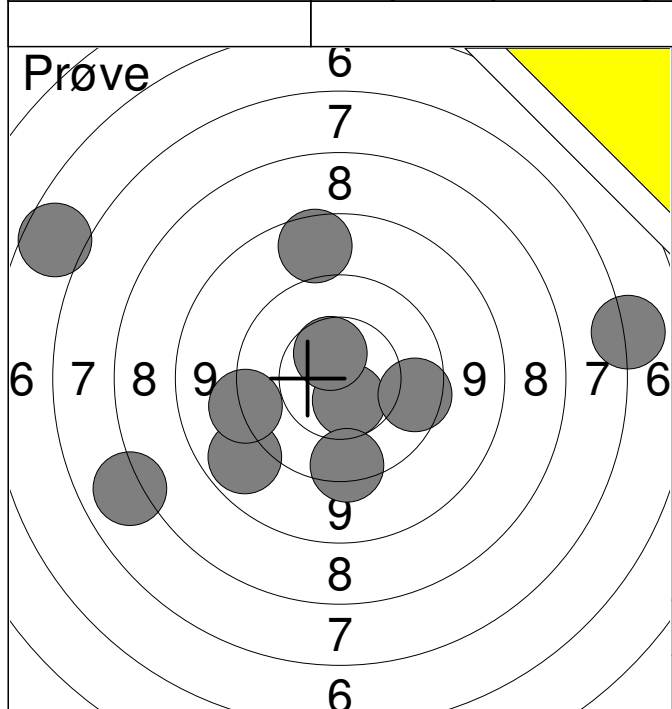
6: 9.6 ↘
7: 9.5 ↑
8: *10.9 ←
9: 9.8 ↖
10: 10.3 ←

Serie 95.0
Total 95.0

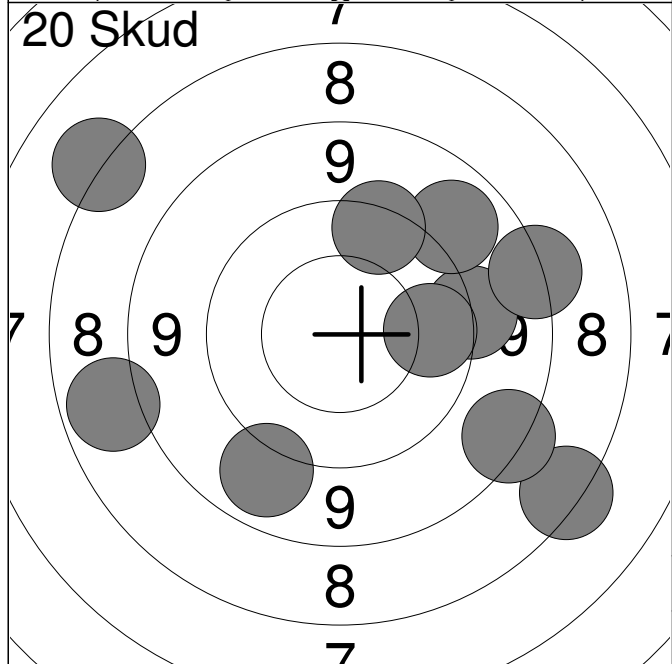
11: 10.3 ←
12: 9.6 ↘
13: 10.1 →
14: *10.6 ↖
15: 10.4 ↘

16: 10.4 ↗
17: *10.6 ↑
18: 10.0 →
19: 0.0 ↘
20: 9.9 ↑

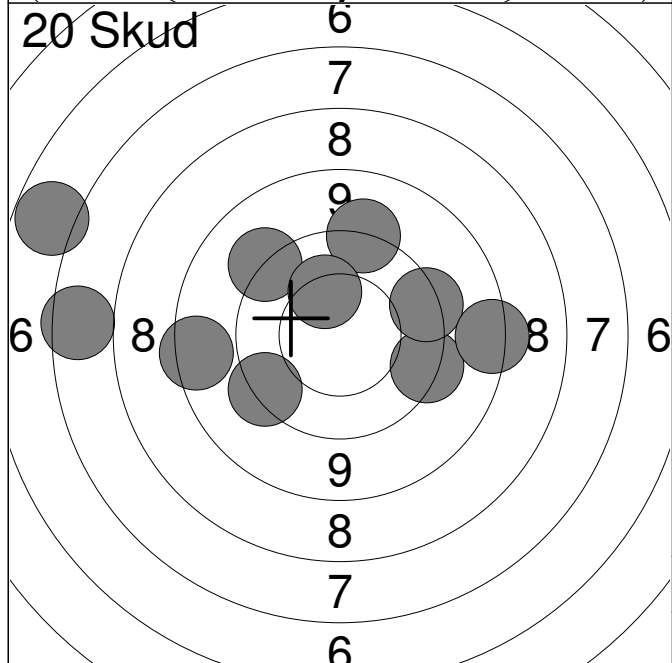
Serie 88.0
Total 183.0



1:	9.0	↙
2:	6.3	→
3:	*10.6	↘
4:	9.4	↙
5:	5.9	↗
6:	7.2	↙
7:	9.6	↘
8:	10.6	↗
9:	8.9	↗
10:	9.8	→
Serie		82.0
Total		0.0



1:	7.5	↘
2:	9.1	↘
3:	9.4	→
4:	8.5	↘
5:	9.9	→
6:	7.3	↗
7:	8.4	→
8:	9.1	↗
9:	8.0	↙
10:	9.6	↗
Serie		83.0
Total		83.0



11:	9.4	↗
12:	9.5	→
13:	9.6	→
14:	9.4	↗
15:	9.5	↙
16:	10.3	↗
17:	6.8	↙
18:	8.6	→
19:	8.7	↙
20:	6.0	↙
Serie		83.0
Total		166.0

Prøve 	1:	7.9	↗
	2:	9.5	←
	3:	9.8	→
	4:	7.8	→
	5:	7.7	→
	6:	0.0	↓
	7:	9.9	↗
	8:	9.3	↓
	9:	8.5	↙
	10:	10.1	→
	Serie		75.0
Total		0.0	

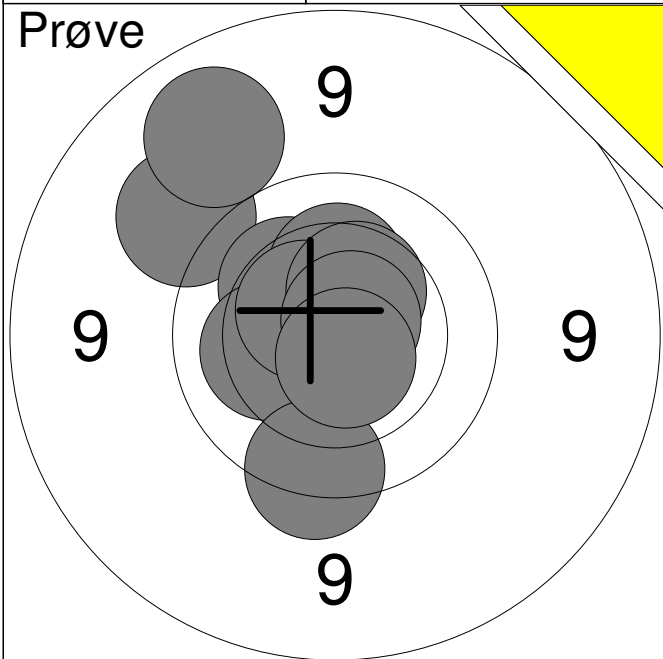
20 Skud 	1:	8.7	→
	2:	8.4	↗
	3:	8.6	→
	4:	8.6	→
	5:	9.2	↗
	6:	9.2	→
	7:	9.1	←
	8:	9.0	→
	9:	9.2	↗
	10:	9.9	↗
	Serie		86.0
Total		86.0	

20 Skud 	11:	9.5	↓
	12:	8.4	↗
	13:	8.6	←
	14:	9.9	↙
	15:	8.8	↗
	16:	9.8	↙
	17:	8.1	→
	18:	9.1	↑
	19:	8.3	↙
	20:	7.9	→
	Serie		83.0
Total		169.0	

Hold
13Skive
12**Gry Abildgaard Zaar Lassen**

Ulsted Skf.

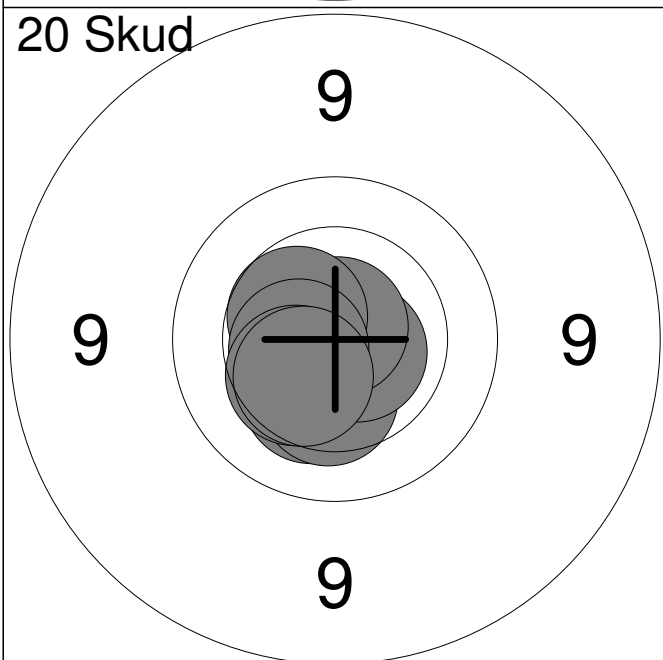
BK1

Prøve

1:	9.3	↗
2:	9.1	↗
3:	10.2	↗
4:	10.3	↑
5:	10.2	↖
6:	*10.5	↗
7:	10.4	↗
8:	*10.7	↗
9:	9.7	↓
10:	*10.7	↓

Serie 97.0

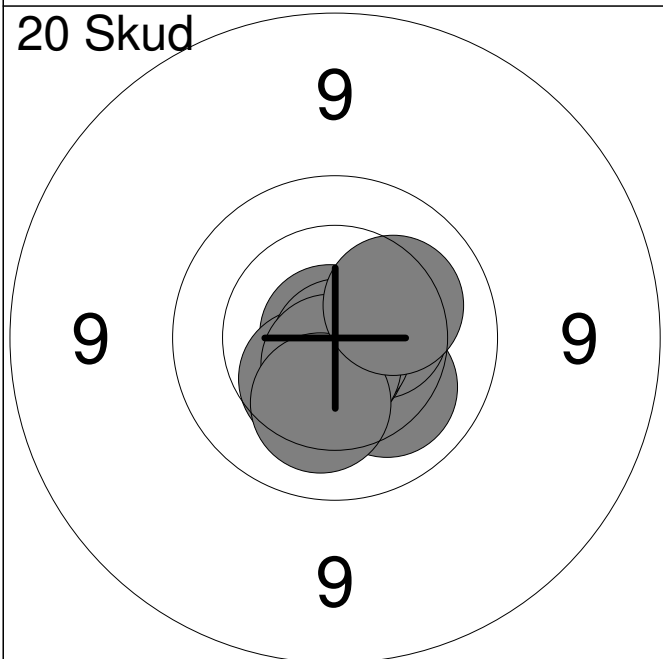
Total 0.0

20 Skud

1:	*10.5	↖
2:	10.3	↓
3:	*10.9	↓
4:	10.3	↓
5:	*10.7	↘
6:	*10.8	↗
7:	10.5	↗
8:	*10.5	↖
9:	10.4	↖
10:	10.4	↖

Serie 100.0

Total 100.0

20 Skud

11:	*10.9	↗
12:	10.4	↓
13:	10.2	↓
14:	10.5	→
15:	*10.7	↓
16:	10.4	↖
17:	*10.8	↓
18:	*10.7	↓
19:	10.2	↓
20:	10.2	↗

Serie 100.0

Total 200.0

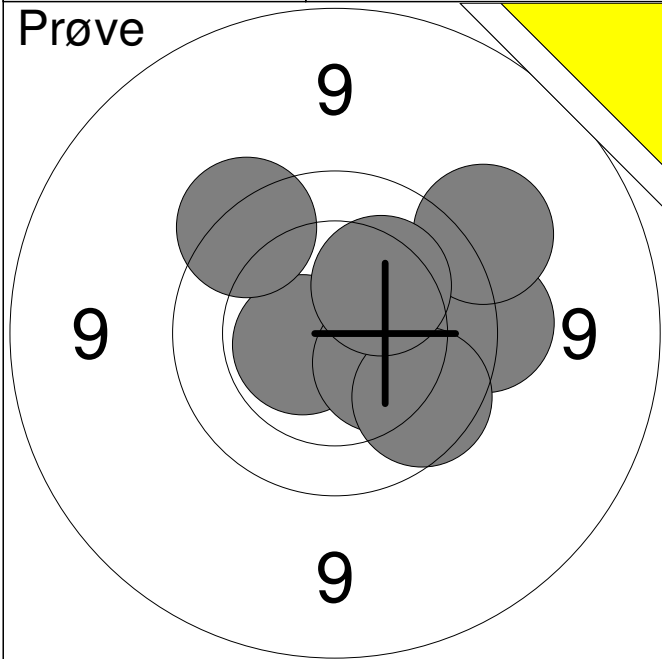
<p>Prøve</p>	<table style="width:100%; border-collapse: collapse;"> <tr><td style="width:10%;">1:</td><td style="width:15%;">10.5</td><td style="width:10%; text-align: center;">↖</td></tr> <tr><td>2:</td><td>10.6</td><td style="text-align: center;">→</td></tr> <tr><td>3:</td><td>10.4</td><td style="text-align: center;">↗</td></tr> <tr><td>4:</td><td>*10.6</td><td style="text-align: center;">↘</td></tr> <tr><td>5:</td><td>10.4</td><td style="text-align: center;">↙</td></tr> <tr><td>6:</td><td>10.3</td><td style="text-align: center;">↖</td></tr> </table>	1:	10.5	↖	2:	10.6	→	3:	10.4	↗	4:	*10.6	↘	5:	10.4	↙	6:	10.3	↖												
1:	10.5	↖																													
2:	10.6	→																													
3:	10.4	↗																													
4:	*10.6	↘																													
5:	10.4	↙																													
6:	10.3	↖																													
	<table border="1" style="width:100%; border-collapse: collapse;"> <tr> <td style="width:10%;">Serie</td> <td style="width:15%;"></td> <td style="width:10%; text-align: right;">60.0</td> </tr> <tr> <td>Total</td> <td></td> <td style="text-align: right;">0.0</td> </tr> </table>	Serie		60.0	Total		0.0																								
Serie		60.0																													
Total		0.0																													
<p>20 Skud</p>	<table style="width:100%; border-collapse: collapse;"> <tr><td style="width:10%;">1:</td><td style="width:15%;">9.9</td><td style="width:10%; text-align: center;">↖</td></tr> <tr><td>2:</td><td>10.4</td><td style="text-align: center;">↖</td></tr> <tr><td>3:</td><td>10.5</td><td style="text-align: center;">↘</td></tr> <tr><td>4:</td><td>*10.8</td><td style="text-align: center;">↗</td></tr> <tr><td>5:</td><td>10.5</td><td style="text-align: center;">↗</td></tr> <tr><td>6:</td><td>10.4</td><td style="text-align: center;">→</td></tr> <tr><td>7:</td><td>10.0</td><td style="text-align: center;">←</td></tr> <tr><td>8:</td><td>10.5</td><td style="text-align: center;">→</td></tr> <tr><td>9:</td><td>*10.8</td><td style="text-align: center;">↘</td></tr> <tr><td>10:</td><td>*10.6</td><td style="text-align: center;">↘</td></tr> </table>	1:	9.9	↖	2:	10.4	↖	3:	10.5	↘	4:	*10.8	↗	5:	10.5	↗	6:	10.4	→	7:	10.0	←	8:	10.5	→	9:	*10.8	↘	10:	*10.6	↘
1:	9.9	↖																													
2:	10.4	↖																													
3:	10.5	↘																													
4:	*10.8	↗																													
5:	10.5	↗																													
6:	10.4	→																													
7:	10.0	←																													
8:	10.5	→																													
9:	*10.8	↘																													
10:	*10.6	↘																													
	<table border="1" style="width:100%; border-collapse: collapse;"> <tr> <td style="width:10%;">Serie</td> <td style="width:15%;"></td> <td style="width:10%; text-align: right;">99.0</td> </tr> <tr> <td>Total</td> <td></td> <td style="text-align: right;">99.0</td> </tr> </table>	Serie		99.0	Total		99.0																								
Serie		99.0																													
Total		99.0																													
<p>20 Skud</p>	<table style="width:100%; border-collapse: collapse;"> <tr><td style="width:10%;">11:</td><td style="width:15%;">10.5</td><td style="width:10%; text-align: center;">↖</td></tr> <tr><td>12:</td><td>*10.7</td><td style="text-align: center;">↖</td></tr> <tr><td>13:</td><td>10.4</td><td style="text-align: center;">↖</td></tr> <tr><td>14:</td><td>10.6</td><td style="text-align: center;">↘</td></tr> <tr><td>15:</td><td>10.2</td><td style="text-align: center;">↗</td></tr> <tr><td>16:</td><td>10.3</td><td style="text-align: center;">↗</td></tr> <tr><td>17:</td><td>10.4</td><td style="text-align: center;">↗</td></tr> <tr><td>18:</td><td>10.3</td><td style="text-align: center;">↗</td></tr> <tr><td>19:</td><td>10.3</td><td style="text-align: center;">↘</td></tr> <tr><td>20:</td><td>*10.7</td><td style="text-align: center;">↖</td></tr> </table>	11:	10.5	↖	12:	*10.7	↖	13:	10.4	↖	14:	10.6	↘	15:	10.2	↗	16:	10.3	↗	17:	10.4	↗	18:	10.3	↗	19:	10.3	↘	20:	*10.7	↖
11:	10.5	↖																													
12:	*10.7	↖																													
13:	10.4	↖																													
14:	10.6	↘																													
15:	10.2	↗																													
16:	10.3	↗																													
17:	10.4	↗																													
18:	10.3	↗																													
19:	10.3	↘																													
20:	*10.7	↖																													
	<table border="1" style="width:100%; border-collapse: collapse;"> <tr> <td style="width:10%;">Serie</td> <td style="width:15%;"></td> <td style="width:10%; text-align: right;">100.0</td> </tr> <tr> <td>Total</td> <td></td> <td style="text-align: right;">199.0</td> </tr> </table>	Serie		100.0	Total		199.0																								
Serie		100.0																													
Total		199.0																													

Hold
14Skive
2**Jonas Barsted Christensen**

Vadum Skf.

MJ2

Prøve

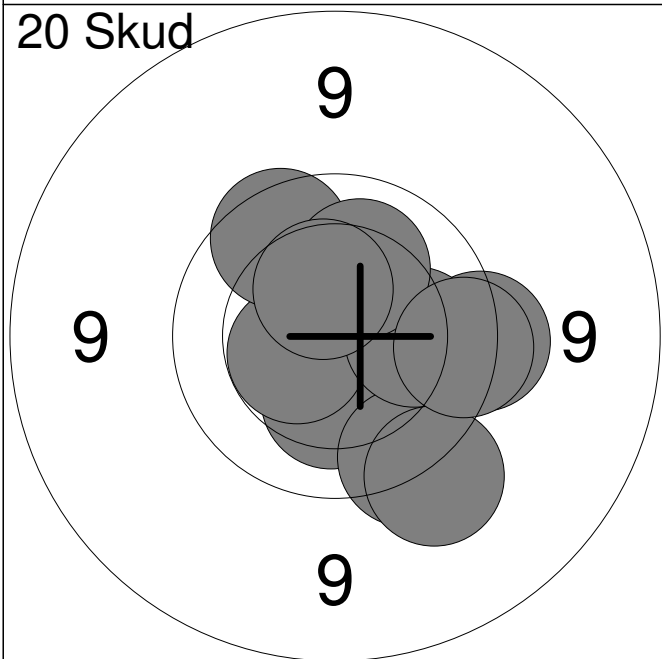


1:	*10.6	←
2:	10.3	↘
3:	9.6	→
4:	9.4	↗
5:	9.7	↗
6:	9.9	↘
7:	10.2	↗

Serie 66.0

Total 0.0

20 Skud

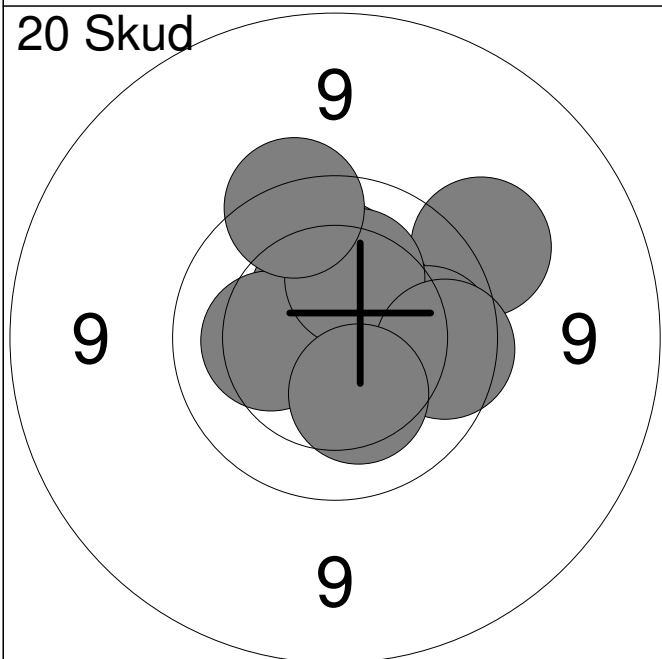


1:	10.3	↓
2:	9.7	↘
3:	9.5	↘
4:	*10.5	←
5:	9.8	↗
6:	9.6	→
7:	10.1	→
8:	10.2	↗
9:	10.4	↗
10:	9.7	→

Serie 95.0

Total 95.0

20 Skud



11:	9.5	↗
12:	10.2	↑
13:	10.4	↗
14:	*10.5	↗
15:	10.0	→
16:	10.3	←
17:	10.3	↗
18:	9.7	↗
19:	9.8	→
20:	10.3	↓

Serie 97.0

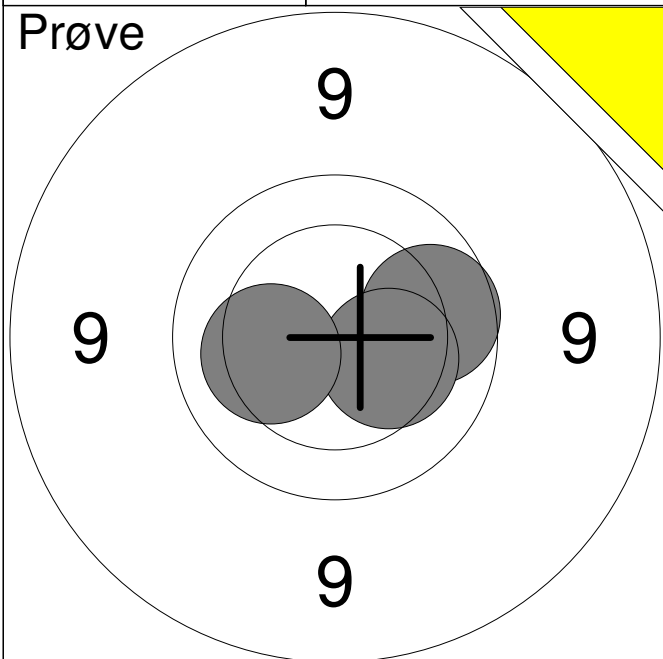
Total 192.0

Hold
14Skive
3**Per Barsted Christensen**

Vadum Skf.

MÅ2

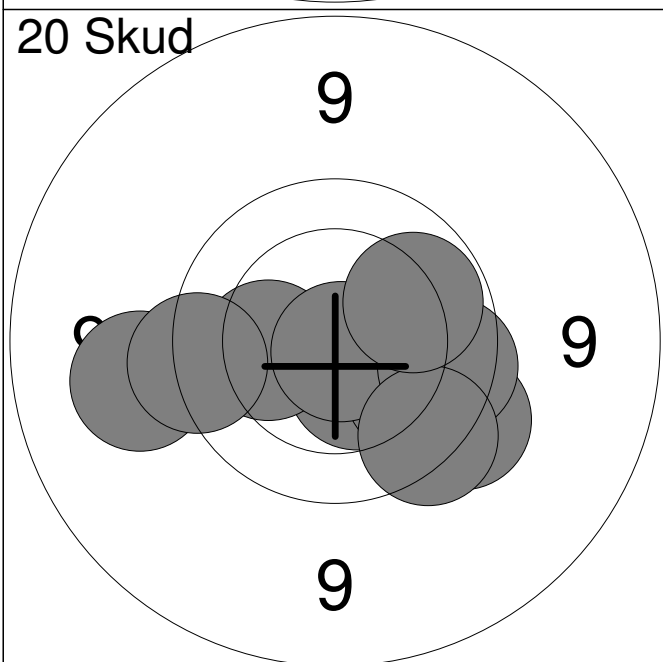
Prøve



1:	9.9	→
2:	10.3	→
3:	10.2	←

Serie	29.0
Total	0.0

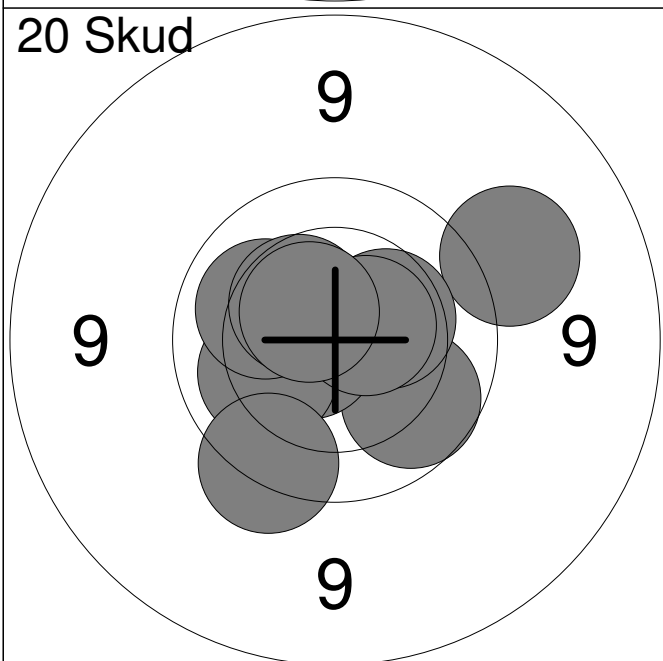
20 Skud



1:	9.3	←
2:	10.5	↘
3:	9.6	↘
4:	10.2	←
5:	10.0	↘
6:	*10.8	↘
7:	9.7	←
8:	9.8	→
9:	9.7	↘
10:	10.0	↗

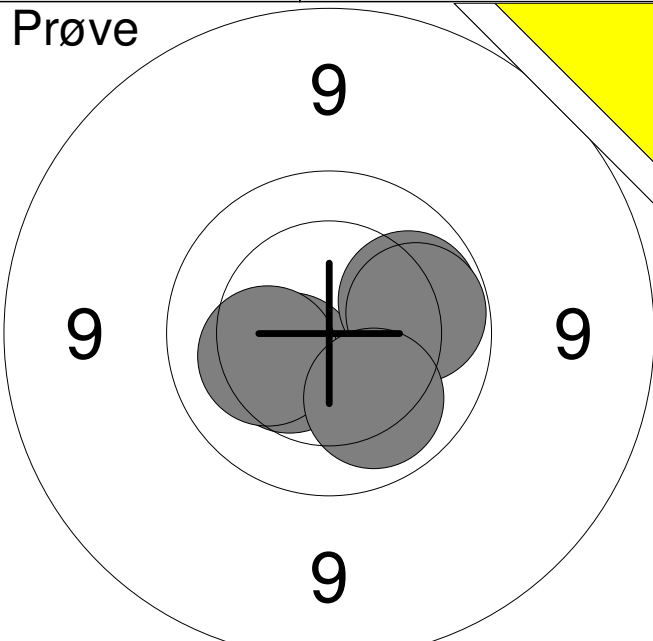
Serie	95.0
Total	95.0

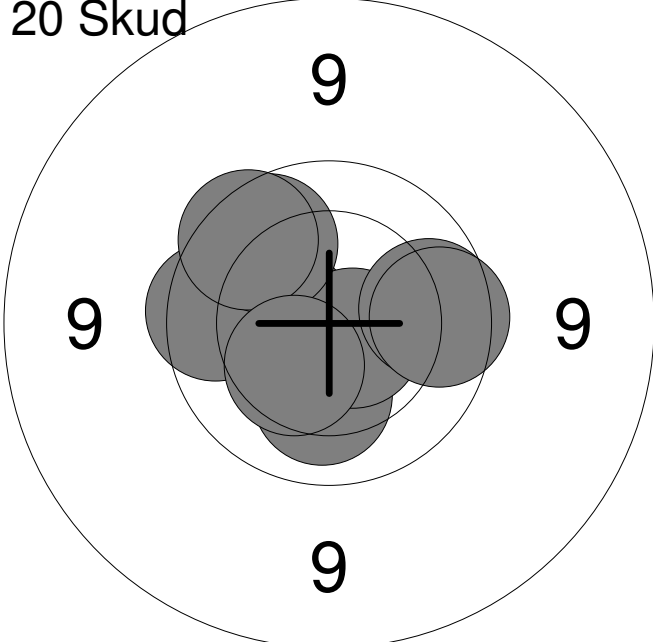
20 Skud



11:	9.9	↘
12:	*10.6	←
13:	10.1	←
14:	10.1	↗
15:	9.7	↘
16:	9.3	→
17:	10.4	→
18:	*10.6	→
19:	10.4	↗
20:	*10.5	↗

Serie	97.0
Total	192.0

<p>Prøve</p> 	<table style="width:100%; border-collapse: collapse;"> <tr><td style="width:10%;">1:</td><td style="width:15%;">10.4</td><td style="width:10%; text-align: right;">↙</td></tr> <tr><td>2:</td><td>10.0</td><td style="text-align: right;">→</td></tr> <tr><td>3:</td><td>10.2</td><td style="text-align: right;">↙</td></tr> <tr><td>4:</td><td>10.0</td><td style="text-align: right;">→</td></tr> <tr><td>5:</td><td>10.1</td><td style="text-align: right;">↘</td></tr> </table> <table border="1" style="width:100%; border-collapse: collapse; margin-top: 5px;"> <tr> <td style="width:80%;">Serie</td> <td style="text-align: right;">50.0</td> </tr> <tr> <td>Total</td> <td style="text-align: right;">0.0</td> </tr> </table>	1:	10.4	↙	2:	10.0	→	3:	10.2	↙	4:	10.0	→	5:	10.1	↘	Serie	50.0	Total	0.0
1:	10.4	↙																		
2:	10.0	→																		
3:	10.2	↙																		
4:	10.0	→																		
5:	10.1	↘																		
Serie	50.0																			
Total	0.0																			

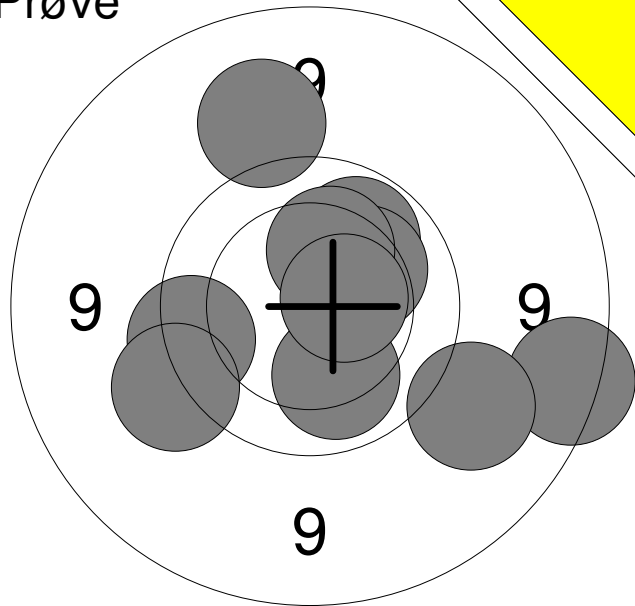
<p>20 Skud</p> 	<table style="width:100%; border-collapse: collapse;"> <tr><td style="width:10%;">1:</td><td style="width:15%;">10.2</td><td style="width:10%; text-align: right;">↓</td></tr> <tr><td>2:</td><td>10.5</td><td style="text-align: right;">←</td></tr> <tr><td>3:</td><td>10.4</td><td style="text-align: right;">←</td></tr> <tr><td>4:</td><td>*10.7</td><td style="text-align: right;">↘</td></tr> <tr><td>5:</td><td>9.8</td><td style="text-align: right;">←</td></tr> <tr><td>6:</td><td>9.9</td><td style="text-align: right;">↗</td></tr> <tr><td>7:</td><td>9.8</td><td style="text-align: right;">↗</td></tr> <tr><td>8:</td><td>9.9</td><td style="text-align: right;">→</td></tr> <tr><td>9:</td><td>9.8</td><td style="text-align: right;">→</td></tr> <tr><td>10:</td><td>10.4</td><td style="text-align: right;">↙</td></tr> </table> <table border="1" style="width:100%; border-collapse: collapse; margin-top: 5px;"> <tr> <td style="width:80%;">Serie</td> <td style="text-align: right;">95.0</td> </tr> <tr> <td>Total</td> <td style="text-align: right;">95.0</td> </tr> </table>	1:	10.2	↓	2:	10.5	←	3:	10.4	←	4:	*10.7	↘	5:	9.8	←	6:	9.9	↗	7:	9.8	↗	8:	9.9	→	9:	9.8	→	10:	10.4	↙	Serie	95.0	Total	95.0
1:	10.2	↓																																	
2:	10.5	←																																	
3:	10.4	←																																	
4:	*10.7	↘																																	
5:	9.8	←																																	
6:	9.9	↗																																	
7:	9.8	↗																																	
8:	9.9	→																																	
9:	9.8	→																																	
10:	10.4	↙																																	
Serie	95.0																																		
Total	95.0																																		

<p>20 Skud</p> 	<table style="width:100%; border-collapse: collapse;"> <tr><td style="width:10%;">11:</td><td style="width:15%;">9.2</td><td style="width:10%; text-align: right;">↘</td></tr> <tr><td>12:</td><td>9.2</td><td style="text-align: right;">→</td></tr> <tr><td>13:</td><td>*10.5</td><td style="text-align: right;">↙</td></tr> <tr><td>14:</td><td>10.3</td><td style="text-align: right;">↗</td></tr> <tr><td>15:</td><td>10.3</td><td style="text-align: right;">↑</td></tr> <tr><td>16:</td><td>*10.6</td><td style="text-align: right;">↑</td></tr> <tr><td>17:</td><td>9.8</td><td style="text-align: right;">→</td></tr> <tr><td>18:</td><td>*10.6</td><td style="text-align: right;">↙</td></tr> <tr><td>19:</td><td>10.5</td><td style="text-align: right;">↓</td></tr> <tr><td>20:</td><td>10.0</td><td style="text-align: right;">→</td></tr> </table> <table border="1" style="width:100%; border-collapse: collapse; margin-top: 5px;"> <tr> <td style="width:80%;">Serie</td> <td style="text-align: right;">97.0</td> </tr> <tr> <td>Total</td> <td style="text-align: right;">192.0</td> </tr> </table>	11:	9.2	↘	12:	9.2	→	13:	*10.5	↙	14:	10.3	↗	15:	10.3	↑	16:	*10.6	↑	17:	9.8	→	18:	*10.6	↙	19:	10.5	↓	20:	10.0	→	Serie	97.0	Total	192.0
11:	9.2	↘																																	
12:	9.2	→																																	
13:	*10.5	↙																																	
14:	10.3	↗																																	
15:	10.3	↑																																	
16:	*10.6	↑																																	
17:	9.8	→																																	
18:	*10.6	↙																																	
19:	10.5	↓																																	
20:	10.0	→																																	
Serie	97.0																																		
Total	192.0																																		

Hold
14Skive
6**Dennis Nielsen**

Ulsted Skf.

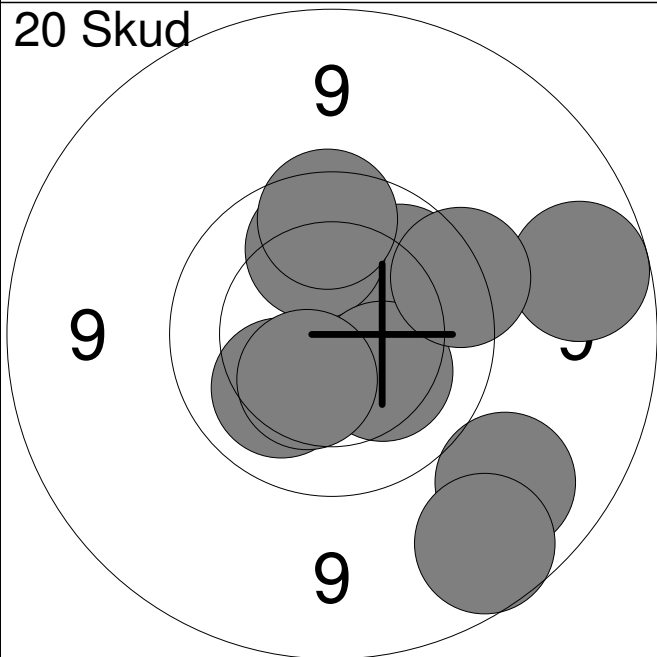
M2

Prøve

1:	9.3	↑
2:	9.7	←
3:	8.8	→
4:	10.0	↗
5:	10.2	↗
6:	9.5	←
7:	10.1	↓
8:	9.3	↓
9:	10.2	↑
10:	*10.5	→

Serie 94.0

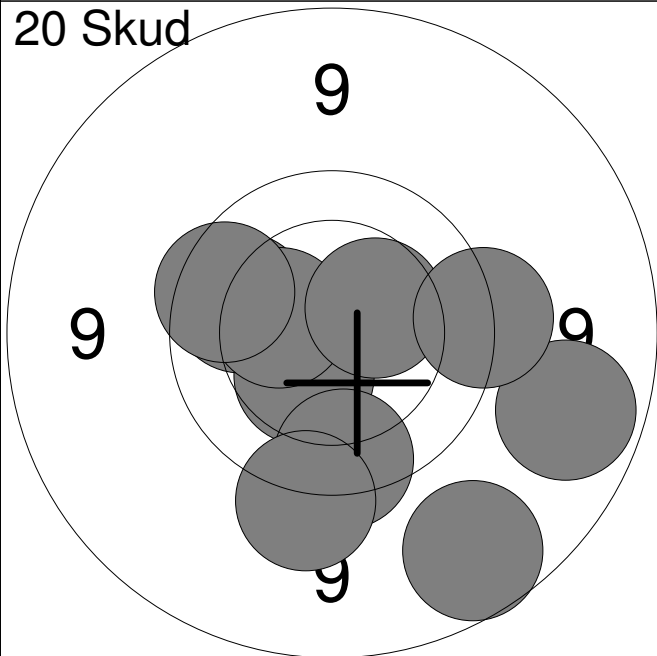
Total 0.0

20 Skud

1:	10.0	↗
2:	9.0	→
3:	10.0	↑
4:	9.1	↓
5:	10.1	←
6:	8.9	↓
7:	10.3	↓
8:	10.4	↓
9:	9.7	→
10:	9.8	↑

Serie 94.0

Total 94.0

20 Skud

11:	9.0	→
12:	10.4	↓
13:	9.9	←
14:	10.4	↑
15:	10.4	↗
16:	8.9	↓
17:	9.6	→
18:	9.8	↑
19:	9.7	↓
20:	9.5	↓

Serie 92.0

Total 186.0

Hold
14

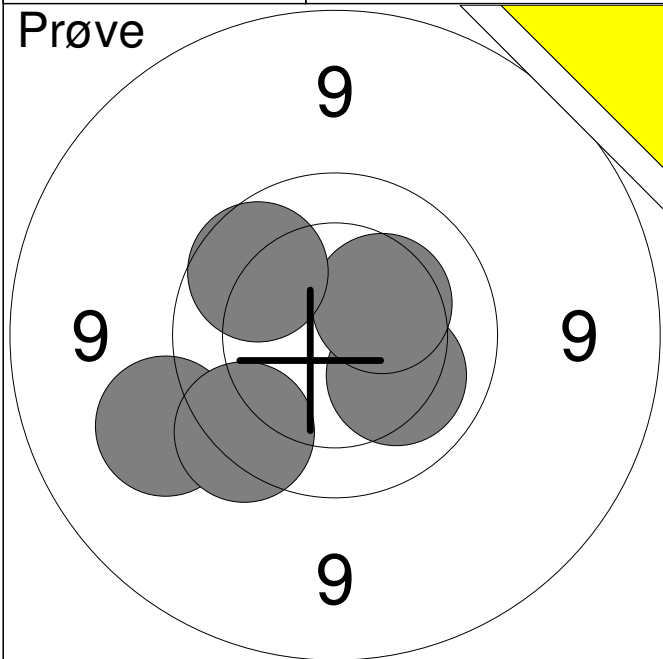
Skive
7

Arne Larsen

Vilsted Skf.

MV3

Prøve

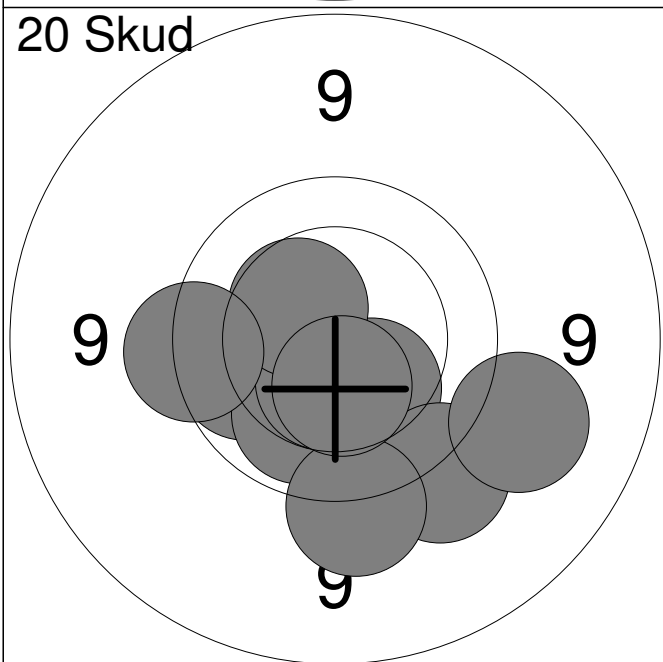


1:	10.2	↘
2:	9.3	↙
3:	10.3	↗
4:	9.9	↗
5:	9.7	↙

Serie 47.0

Total 0.0

20 Skud

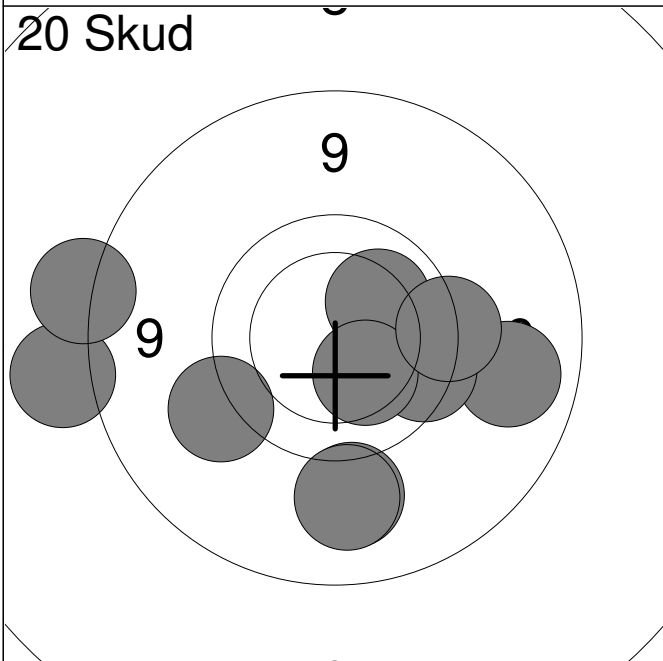


1:	9.9	↙
2:	10.3	↘
3:	9.5	↘
4:	10.1	↙
5:	*10.5	↙
6:	9.3	↘
7:	10.4	↗
8:	9.6	↙
9:	9.5	↘
10:	10.4	↘

Serie 95.0

Total 95.0

20 Skud



11:	9.1	→
12:	8.5	↙
13:	9.2	↘
14:	9.2	↘
15:	9.4	↙
16:	8.6	↙
17:	9.8	↘
18:	10.2	↗
19:	10.3	↘
20:	9.6	→

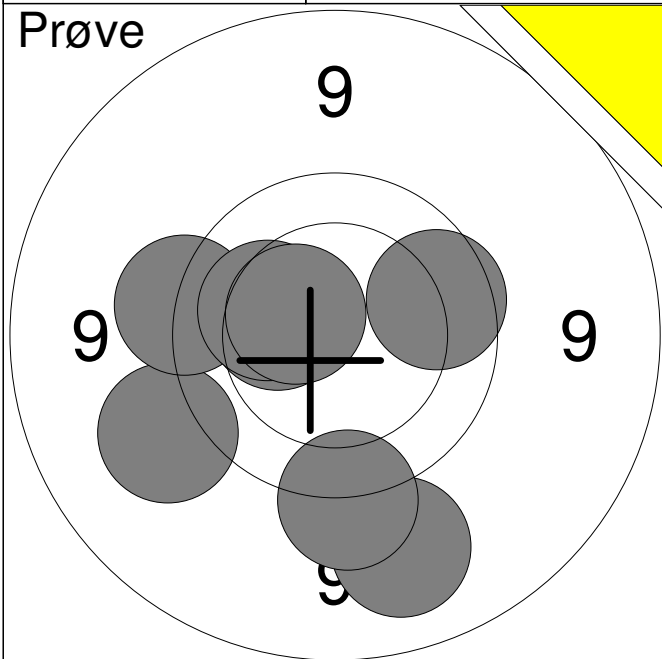
Serie 90.0

Total 185.0

Hold
14Skive
8**Kim Kristensen**

Vadum Skf.

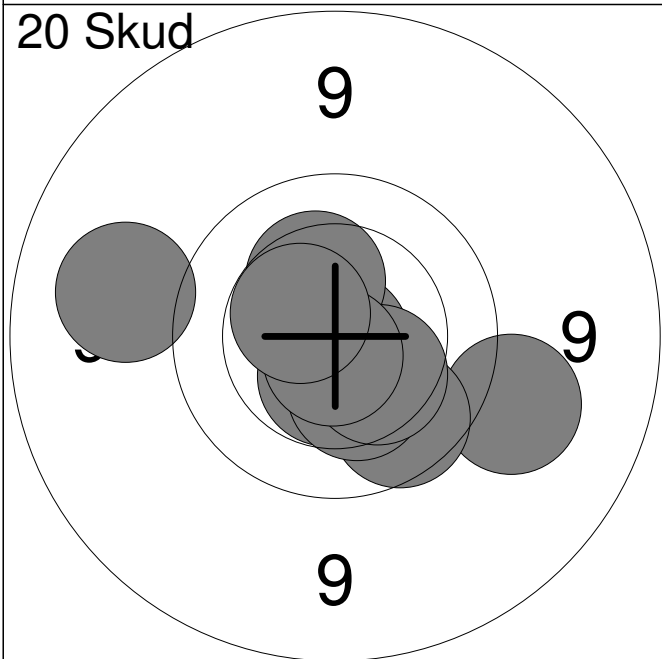
MÅ2

Prøve

1:	9.2	↘
2:	9.5	↘
3:	9.3	↙
4:	9.6	↖
5:	10.3	↖
6:	10.2	↖
7:	10.5	↖
8:	9.9	→

Serie 75.0

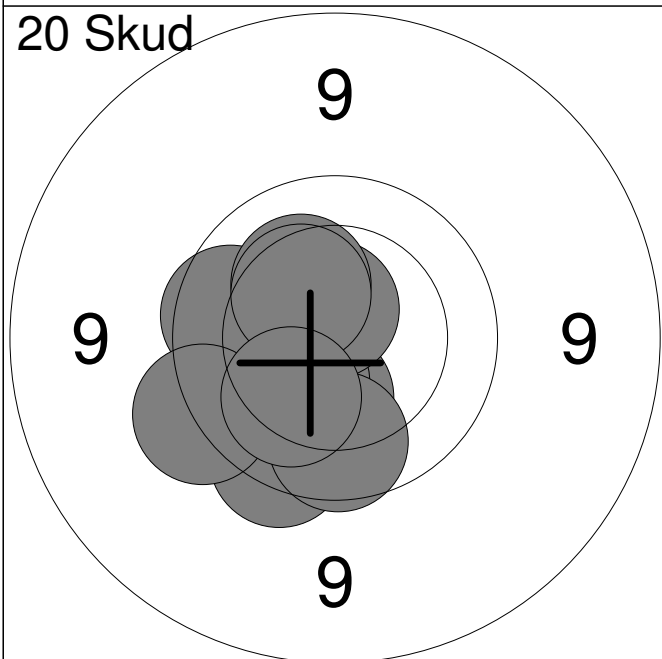
Total 0.0

20 Skud

1:	*10.9	↘
2:	9.4	↘
3:	10.3	↗
4:	9.2	↖
5:	9.9	↘
6:	*10.5	↘
7:	10.3	↘
8:	10.3	↘
9:	*10.7	↘
10:	*10.5	↗

Serie 97.0

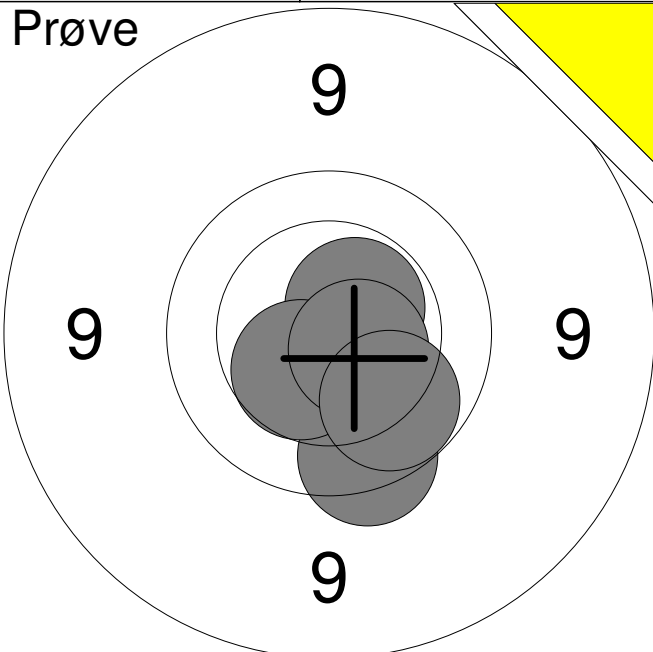
Total 97.0

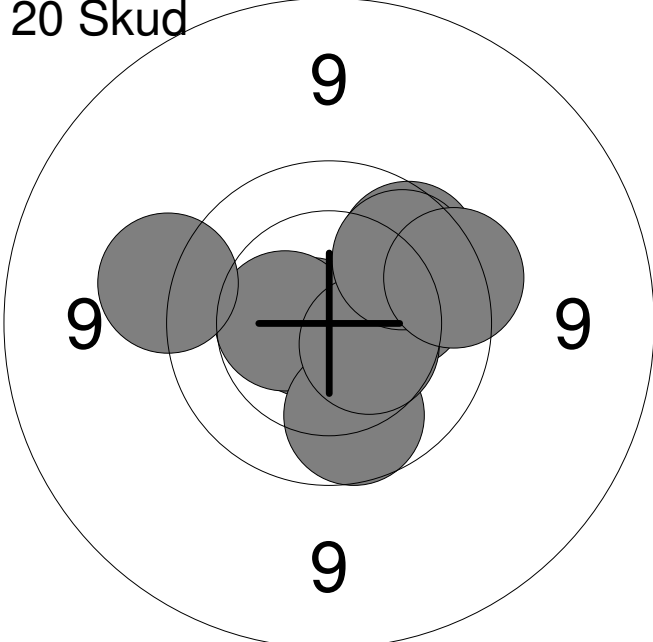
20 Skud

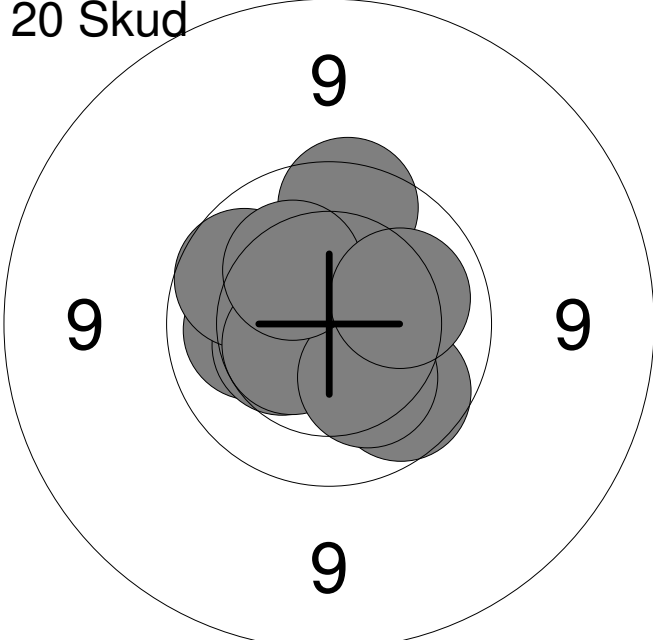
11:	10.3	↘
12:	10.3	↙
13:	9.9	↖
14:	*10.6	↗
15:	9.7	↘
16:	10.3	↗
17:	9.6	↙
18:	9.9	↘
19:	10.3	↗
20:	10.2	↘

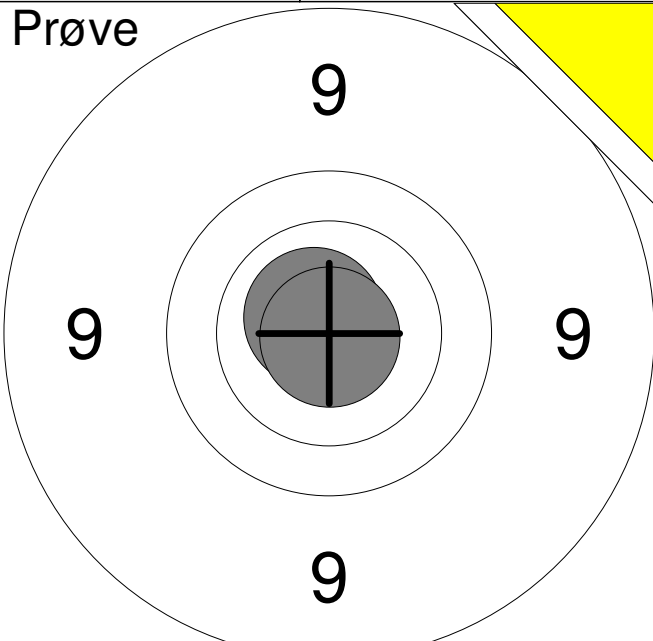
Serie 96.0

Total 193.0

<p>Prøve</p> 	<table style="width:100%; border-collapse: collapse;"> <tr><td style="width:10%;">1:</td><td style="width:40%;">9.7</td><td style="width:50%; text-align: right;">↓</td></tr> <tr><td>2:</td><td>*10.6</td><td style="text-align: right;">↗</td></tr> <tr><td>3:</td><td>10.5</td><td style="text-align: right;">↙</td></tr> <tr><td>4:</td><td>*10.6</td><td style="text-align: right;">↓</td></tr> <tr><td>5:</td><td>10.0</td><td style="text-align: right;">↓</td></tr> <tr><td colspan="3"><hr/></td></tr> <tr><td>Serie</td><td></td><td style="text-align: right;">49.0</td></tr> <tr><td>Total</td><td></td><td style="text-align: right;">0.0</td></tr> </table>	1:	9.7	↓	2:	*10.6	↗	3:	10.5	↙	4:	*10.6	↓	5:	10.0	↓	<hr/>			Serie		49.0	Total		0.0
1:	9.7	↓																							
2:	*10.6	↗																							
3:	10.5	↙																							
4:	*10.6	↓																							
5:	10.0	↓																							
<hr/>																									
Serie		49.0																							
Total		0.0																							

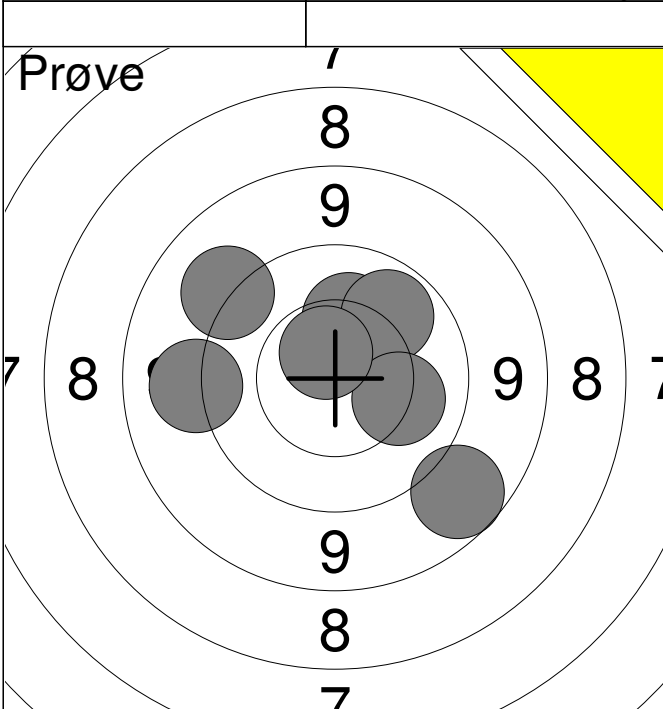
<p>20 Skud</p> 	<table style="width:100%; border-collapse: collapse;"> <tr><td style="width:10%;">1:</td><td style="width:40%;">*10.8</td><td style="width:50%; text-align: right;">↓</td></tr> <tr><td>2:</td><td>*10.7</td><td style="text-align: right;">←</td></tr> <tr><td>3:</td><td>10.2</td><td style="text-align: right;">→</td></tr> <tr><td>4:</td><td>10.5</td><td style="text-align: right;">←</td></tr> <tr><td>5:</td><td>9.9</td><td style="text-align: right;">↗</td></tr> <tr><td>6:</td><td>9.9</td><td style="text-align: right;">↓</td></tr> <tr><td>7:</td><td>9.5</td><td style="text-align: right;">←</td></tr> <tr><td>8:</td><td>10.5</td><td style="text-align: right;">↘</td></tr> <tr><td>9:</td><td>9.9</td><td style="text-align: right;">↗</td></tr> <tr><td>10:</td><td>9.7</td><td style="text-align: right;">→</td></tr> <tr><td colspan="3"><hr/></td></tr> <tr><td>Serie</td><td></td><td style="text-align: right;">95.0</td></tr> <tr><td>Total</td><td></td><td style="text-align: right;">95.0</td></tr> </table>	1:	*10.8	↓	2:	*10.7	←	3:	10.2	→	4:	10.5	←	5:	9.9	↗	6:	9.9	↓	7:	9.5	←	8:	10.5	↘	9:	9.9	↗	10:	9.7	→	<hr/>			Serie		95.0	Total		95.0
1:	*10.8	↓																																						
2:	*10.7	←																																						
3:	10.2	→																																						
4:	10.5	←																																						
5:	9.9	↗																																						
6:	9.9	↓																																						
7:	9.5	←																																						
8:	10.5	↘																																						
9:	9.9	↗																																						
10:	9.7	→																																						
<hr/>																																								
Serie		95.0																																						
Total		95.0																																						

<p>20 Skud</p> 	<table style="width:100%; border-collapse: collapse;"> <tr><td style="width:10%;">11:</td><td style="width:40%;">9.9</td><td style="width:50%; text-align: right;">↓</td></tr> <tr><td>12:</td><td>9.8</td><td style="text-align: right;">↑</td></tr> <tr><td>13:</td><td>10.1</td><td style="text-align: right;">←</td></tr> <tr><td>14:</td><td>10.4</td><td style="text-align: right;">←</td></tr> <tr><td>15:</td><td>*10.7</td><td style="text-align: right;">←</td></tr> <tr><td>16:</td><td>9.9</td><td style="text-align: right;">↗</td></tr> <tr><td>17:</td><td>*10.5</td><td style="text-align: right;">↙</td></tr> <tr><td>18:</td><td>10.2</td><td style="text-align: right;">↓</td></tr> <tr><td>19:</td><td>10.3</td><td style="text-align: right;">↗</td></tr> <tr><td>20:</td><td>10.1</td><td style="text-align: right;">→</td></tr> <tr><td colspan="3"><hr/></td></tr> <tr><td>Serie</td><td></td><td style="text-align: right;">97.0</td></tr> <tr><td>Total</td><td></td><td style="text-align: right;">192.0</td></tr> </table>	11:	9.9	↓	12:	9.8	↑	13:	10.1	←	14:	10.4	←	15:	*10.7	←	16:	9.9	↗	17:	*10.5	↙	18:	10.2	↓	19:	10.3	↗	20:	10.1	→	<hr/>			Serie		97.0	Total		192.0
11:	9.9	↓																																						
12:	9.8	↑																																						
13:	10.1	←																																						
14:	10.4	←																																						
15:	*10.7	←																																						
16:	9.9	↗																																						
17:	*10.5	↙																																						
18:	10.2	↓																																						
19:	10.3	↗																																						
20:	10.1	→																																						
<hr/>																																								
Serie		97.0																																						
Total		192.0																																						

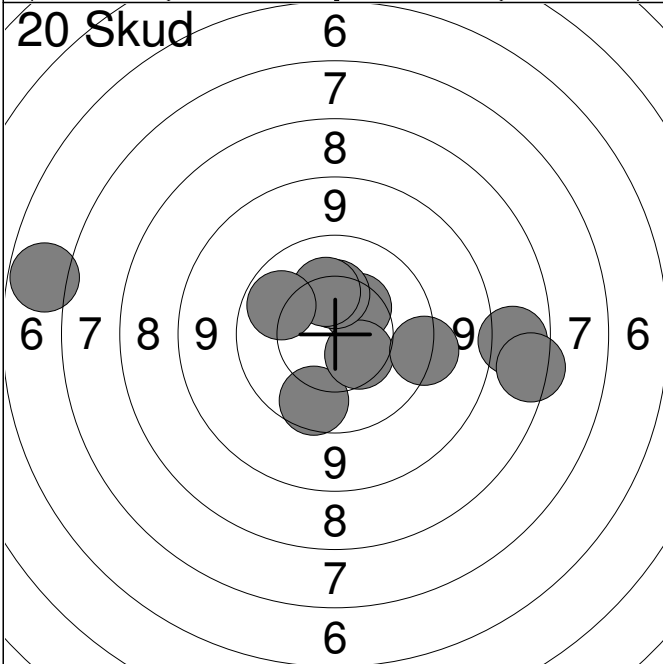
<p>Prøve</p> 	<table style="width:100%; border-collapse: collapse;"> <tr> <td style="width:10%; text-align: right;">1:</td> <td style="width:15%;">*10.7</td> <td style="width:10%; text-align: right;">↗</td> </tr> <tr> <td style="text-align: right;">2:</td> <td>*10.9</td> <td style="text-align: right;">↘</td> </tr> <tr> <td colspan="3"><hr/></td> </tr> <tr> <td colspan="2">Serie</td> <td style="text-align: right;">20.0</td> </tr> <tr> <td colspan="2">Total</td> <td style="text-align: right;">0.0</td> </tr> </table>	1:	*10.7	↗	2:	*10.9	↘	<hr/>			Serie		20.0	Total		0.0
1:	*10.7	↗														
2:	*10.9	↘														
<hr/>																
Serie		20.0														
Total		0.0														

<p>20 Skud</p> 	<table style="width:100%; border-collapse: collapse;"> <tr> <td style="width:10%; text-align: right;">1:</td> <td style="width:15%;">*10.7</td> <td style="width:10%; text-align: right;">↗</td> </tr> <tr> <td style="text-align: right;">2:</td> <td>10.4</td> <td style="text-align: right;">↘</td> </tr> <tr> <td style="text-align: right;">3:</td> <td>9.9</td> <td style="text-align: right;">→</td> </tr> <tr> <td style="text-align: right;">4:</td> <td>*10.6</td> <td style="text-align: right;">←</td> </tr> <tr> <td style="text-align: right;">5:</td> <td>9.9</td> <td style="text-align: right;">↘</td> </tr> <tr> <td style="text-align: right;">6:</td> <td>*10.7</td> <td style="text-align: right;">↗</td> </tr> <tr> <td style="text-align: right;">7:</td> <td>*10.7</td> <td style="text-align: right;">↑</td> </tr> <tr> <td style="text-align: right;">8:</td> <td>10.3</td> <td style="text-align: right;">↗</td> </tr> <tr> <td style="text-align: right;">9:</td> <td>*10.8</td> <td style="text-align: right;">←</td> </tr> <tr> <td style="text-align: right;">10:</td> <td>10.1</td> <td style="text-align: right;">↗</td> </tr> <tr> <td colspan="3"><hr/></td> </tr> <tr> <td colspan="2">Serie</td> <td style="text-align: right;">98.0</td> </tr> <tr> <td colspan="2">Total</td> <td style="text-align: right;">98.0</td> </tr> </table>	1:	*10.7	↗	2:	10.4	↘	3:	9.9	→	4:	*10.6	←	5:	9.9	↘	6:	*10.7	↗	7:	*10.7	↑	8:	10.3	↗	9:	*10.8	←	10:	10.1	↗	<hr/>			Serie		98.0	Total		98.0
1:	*10.7	↗																																						
2:	10.4	↘																																						
3:	9.9	→																																						
4:	*10.6	←																																						
5:	9.9	↘																																						
6:	*10.7	↗																																						
7:	*10.7	↑																																						
8:	10.3	↗																																						
9:	*10.8	←																																						
10:	10.1	↗																																						
<hr/>																																								
Serie		98.0																																						
Total		98.0																																						

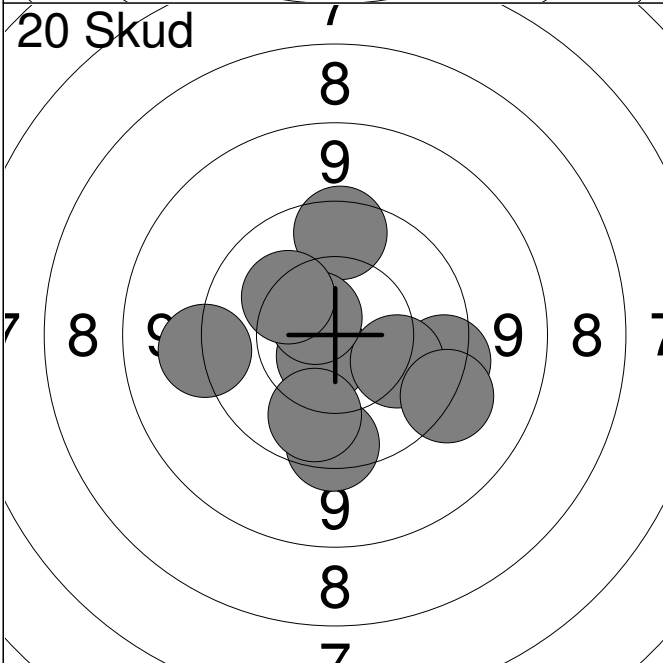
<p>20 Skud</p> 	<table style="width:100%; border-collapse: collapse;"> <tr> <td style="width:10%; text-align: right;">11:</td> <td style="width:15%;">*10.5</td> <td style="width:10%; text-align: right;">↑</td> </tr> <tr> <td style="text-align: right;">12:</td> <td>*10.8</td> <td style="text-align: right;">↖</td> </tr> <tr> <td style="text-align: right;">13:</td> <td>*10.7</td> <td style="text-align: right;">↘</td> </tr> <tr> <td style="text-align: right;">14:</td> <td>*10.5</td> <td style="text-align: right;">→</td> </tr> <tr> <td style="text-align: right;">15:</td> <td>10.3</td> <td style="text-align: right;">↑</td> </tr> <tr> <td style="text-align: right;">16:</td> <td>*10.8</td> <td style="text-align: right;">↘</td> </tr> <tr> <td style="text-align: right;">17:</td> <td>10.1</td> <td style="text-align: right;">↗</td> </tr> <tr> <td style="text-align: right;">18:</td> <td>10.4</td> <td style="text-align: right;">↗</td> </tr> <tr> <td style="text-align: right;">19:</td> <td>10.4</td> <td style="text-align: right;">↗</td> </tr> <tr> <td style="text-align: right;">20:</td> <td>*10.7</td> <td style="text-align: right;">↖</td> </tr> <tr> <td colspan="3"><hr/></td> </tr> <tr> <td colspan="2">Serie</td> <td style="text-align: right;">100.0</td> </tr> <tr> <td colspan="2">Total</td> <td style="text-align: right;">198.0</td> </tr> </table>	11:	*10.5	↑	12:	*10.8	↖	13:	*10.7	↘	14:	*10.5	→	15:	10.3	↑	16:	*10.8	↘	17:	10.1	↗	18:	10.4	↗	19:	10.4	↗	20:	*10.7	↖	<hr/>			Serie		100.0	Total		198.0
11:	*10.5	↑																																						
12:	*10.8	↖																																						
13:	*10.7	↘																																						
14:	*10.5	→																																						
15:	10.3	↑																																						
16:	*10.8	↘																																						
17:	10.1	↗																																						
18:	10.4	↗																																						
19:	10.4	↗																																						
20:	*10.7	↖																																						
<hr/>																																								
Serie		100.0																																						
Total		198.0																																						



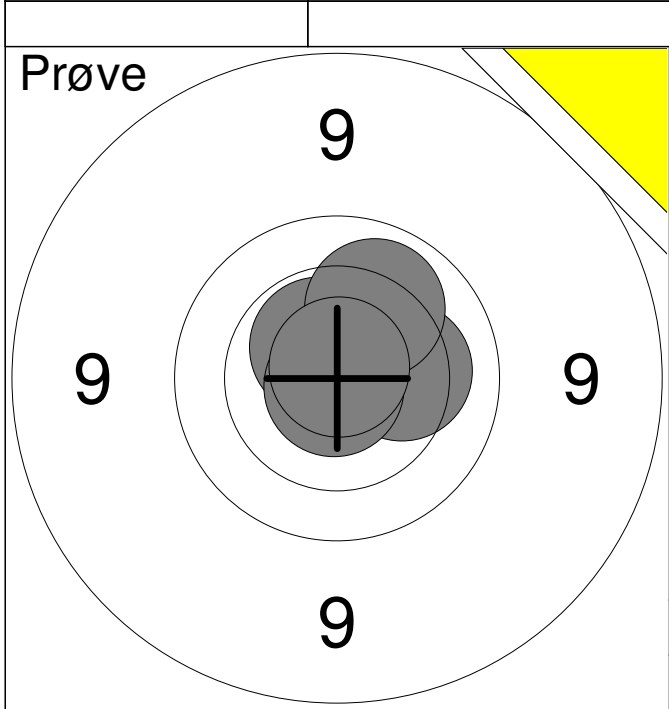
1:	10.2	↑
2:	9.3	↗
3:	9.3	←
4:	10.0	↗
5:	8.9	↘
6:	10.2	→
7:	*10.6	↗
Serie		66.0
Total		0.0



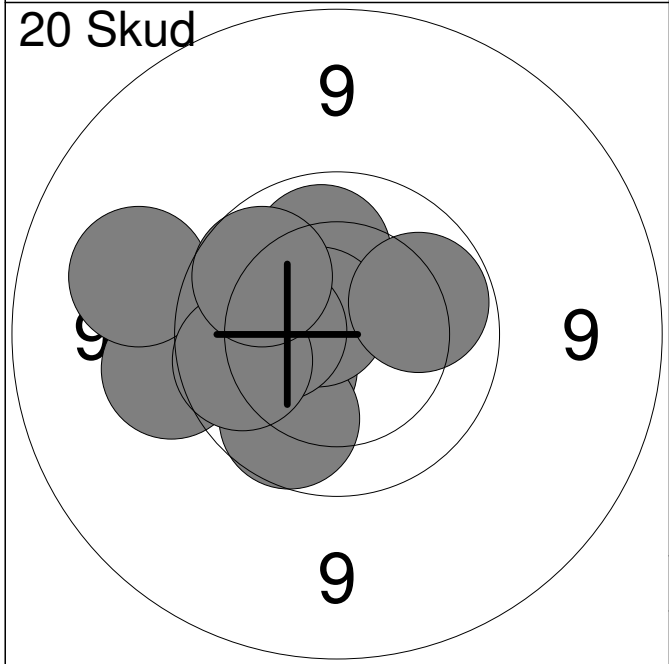
1:	9.9	↘
2:	10.4	↗
3:	10.5	↘
4:	10.3	↑
5:	8.0	→
6:	6.0	←
7:	10.3	↗
8:	9.5	→
9:	7.6	→
10:	10.0	↗
Serie		89.0
Total		89.0



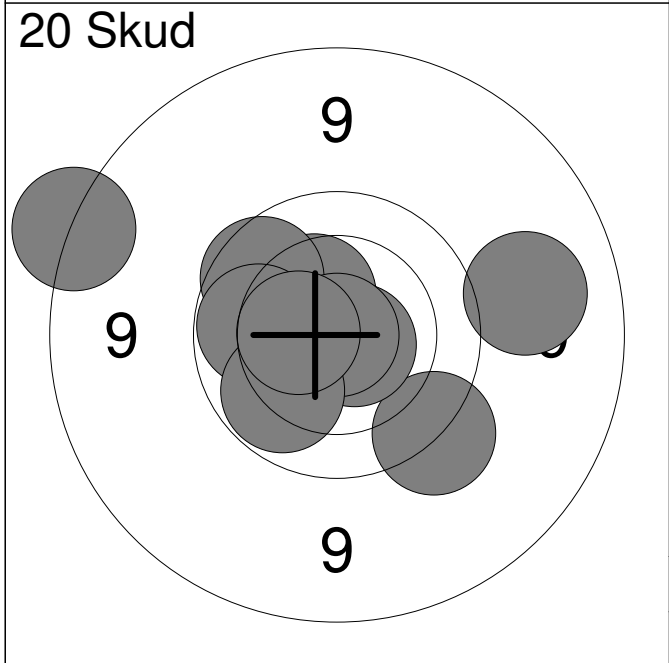
11:	9.6	→
12:	*10.7	↘
13:	10.2	↘
14:	9.7	↓
15:	9.4	←
16:	9.7	↑
17:	*10.6	↗
18:	10.3	↗
19:	10.0	↘
20:	9.4	↘
Serie		95.0
Total		184.0



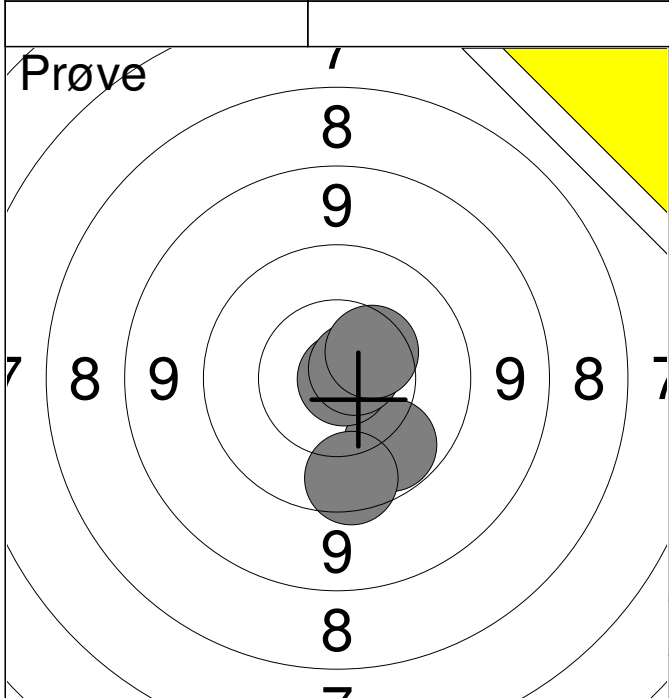
1:	*10.6	↖
2:	10.2	→
3:	*10.9	↙
4:	10.1	↗
5:	*10.8	↑
Serie		50.0
Total		0.0



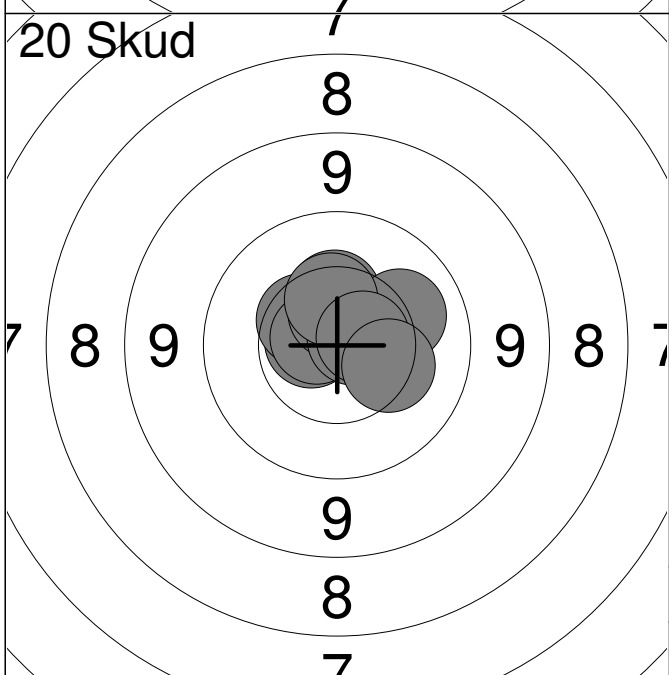
1:	9.5	←
2:	10.3	↙
3:	9.2	↖
4:	9.9	↙
5:	10.1	↑
6:	*10.7	↗
7:	10.0	→
8:	10.3	←
9:	9.9	←
10:	9.9	↗
Serie		95.0
Total		95.0



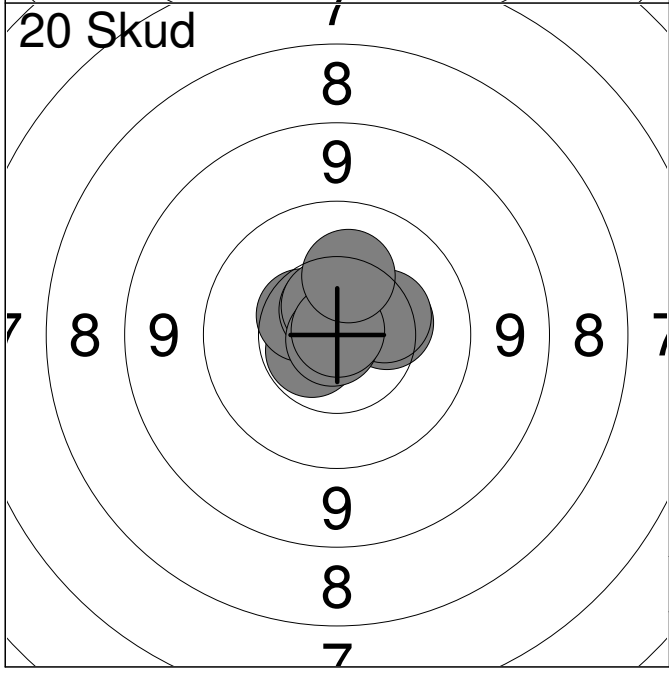
11:	10.4	↗
12:	9.6	↙
13:	9.9	↗
14:	9.2	→
15:	*10.7	↙
16:	8.7	↖
17:	10.0	←
18:	*10.9	↑
19:	10.0	↙
20:	10.5	←
Serie		95.0
Total		190.0



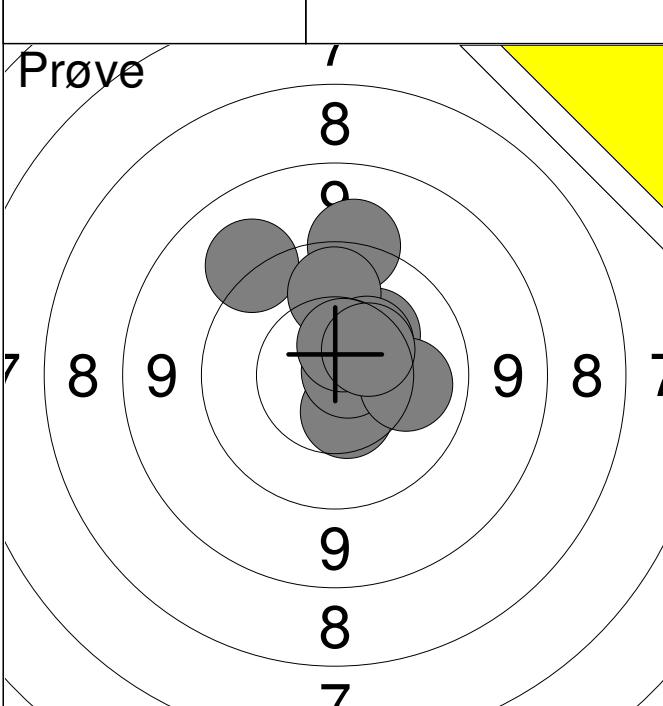
1:	10.0	↘
2:	9.8	↘
3:	*10.9	→
4:	*10.7	↗
5:	10.4	↗
Serie		49.0
Total		0.0



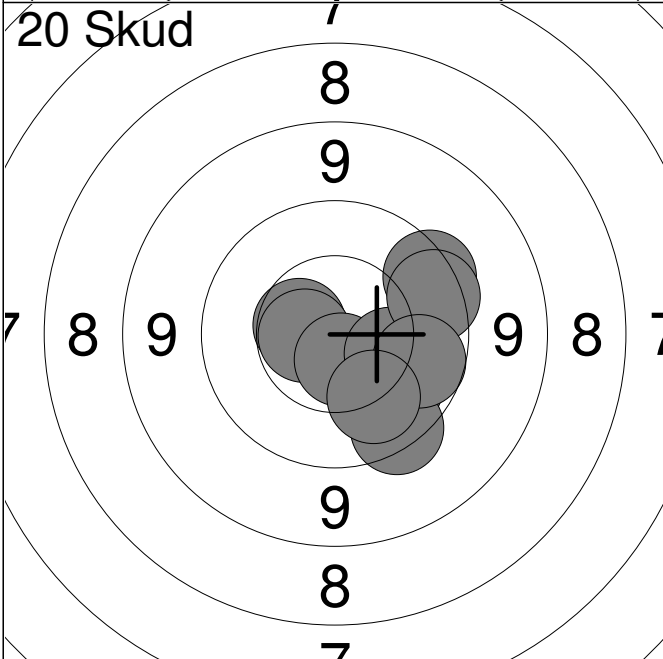
1:	*10.6	←
2:	10.5	↗
3:	10.4	↑
4:	*10.7	↖
5:	10.6	↑
6:	*10.7	↗
7:	10.1	↗
8:	10.4	↑
9:	*10.6	→
10:	10.3	→
Serie		100.0
Total		100.0



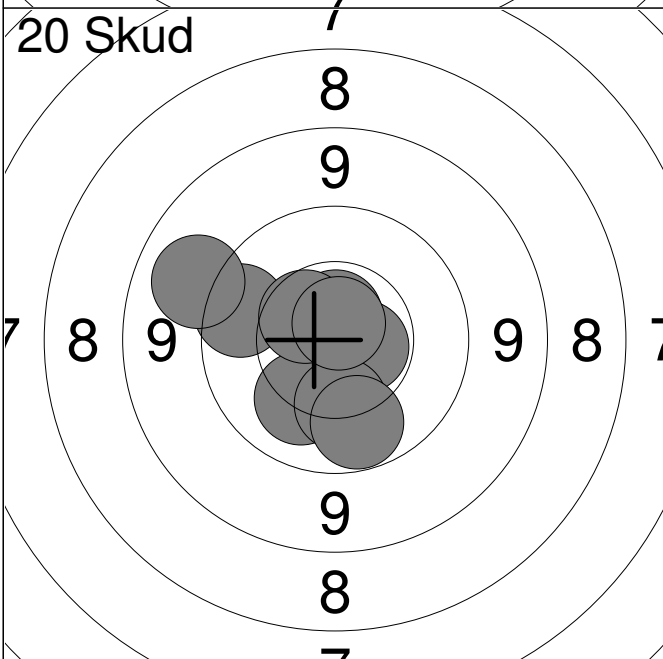
11:	10.4	→
12:	*10.7	↗
13:	*10.6	↖
14:	10.5	↗
15:	*10.6	↗
16:	10.4	↗
17:	*10.6	↑
18:	*10.9	↖
19:	*10.9	↑
20:	10.3	↑
Serie		100.0
Total		200.0



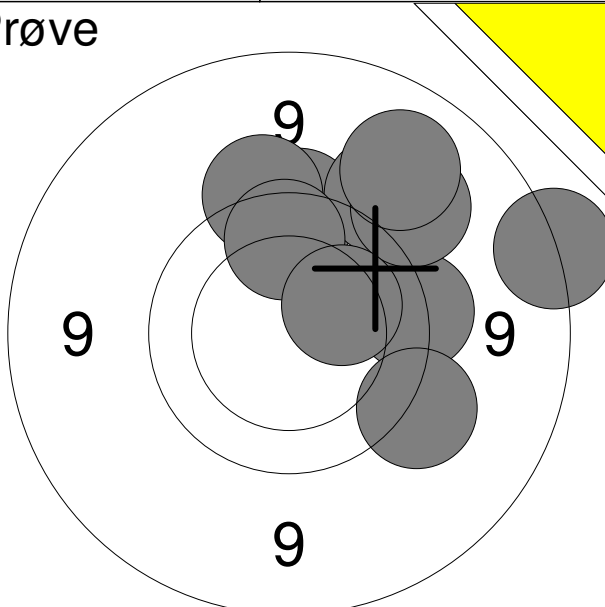
1:	10.5	↓
2:	*10.8	→
3:	9.4	↑
4:	9.3	↖
5:	10.3	↗
6:	10.0	↑
7:	10.4	↗
8:	10.1	→
9:	*10.6	↑
10:	10.5	↗
Serie		98.0
Total		0.0

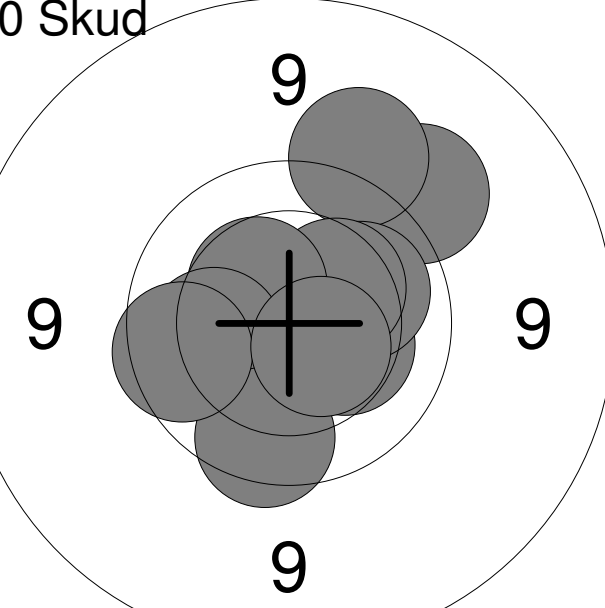


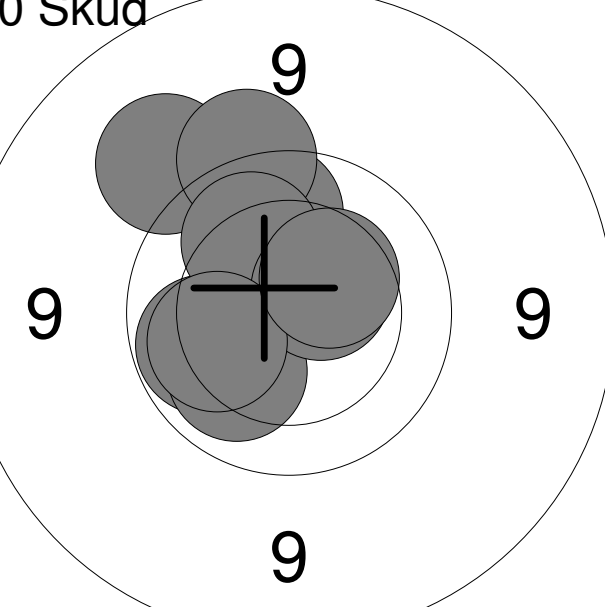
1:	10.5	←
2:	9.6	↗
3:	*10.6	←
4:	10.0	↘
5:	*10.6	↘
6:	10.3	↘
7:	9.6	↘
8:	9.7	→
9:	9.9	→
10:	10.1	↘
Serie		96.0
Total		96.0

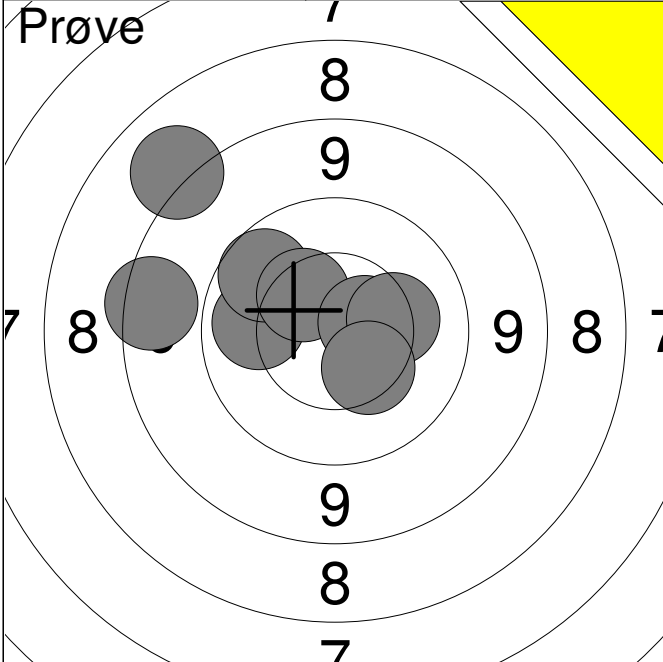


11:	10.4	↓
12:	*10.6	→
13:	10.2	↘
14:	*10.7	↑
15:	10.2	↘
16:	9.8	↖
17:	10.5	↗
18:	10.0	↘
19:	*10.8	↑
20:	9.2	↖
Serie		98.0
Total		194.0

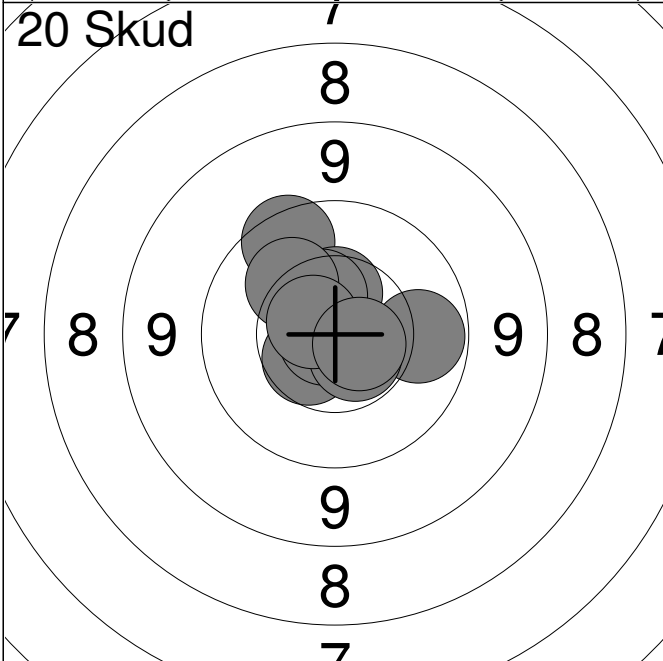
<p>Prøve</p> 	<table style="width:100%; border-collapse: collapse;"> <tr><td>1:</td><td>9.6</td><td>↑</td></tr> <tr><td>2:</td><td>8.7</td><td>→</td></tr> <tr><td>3:</td><td>9.6</td><td>→</td></tr> <tr><td>4:</td><td>9.3</td><td>↗</td></tr> <tr><td>5:</td><td>9.3</td><td>↗</td></tr> <tr><td>6:</td><td>9.5</td><td>↘</td></tr> <tr><td>7:</td><td>9.5</td><td>↑</td></tr> <tr><td>8:</td><td>9.9</td><td>↑</td></tr> <tr><td>9:</td><td>10.2</td><td>↗</td></tr> <tr><td>10:</td><td>9.1</td><td>↗</td></tr> <tr style="border-top: 1px solid black;"><td colspan="2">Serie</td><td>90.0</td></tr> <tr><td colspan="2">Total</td><td>0.0</td></tr> </table>	1:	9.6	↑	2:	8.7	→	3:	9.6	→	4:	9.3	↗	5:	9.3	↗	6:	9.5	↘	7:	9.5	↑	8:	9.9	↑	9:	10.2	↗	10:	9.1	↗	Serie		90.0	Total		0.0
1:	9.6	↑																																			
2:	8.7	→																																			
3:	9.6	→																																			
4:	9.3	↗																																			
5:	9.3	↗																																			
6:	9.5	↘																																			
7:	9.5	↑																																			
8:	9.9	↑																																			
9:	10.2	↗																																			
10:	9.1	↗																																			
Serie		90.0																																			
Total		0.0																																			

<p>20 Skud</p> 	<table style="width:100%; border-collapse: collapse;"> <tr><td>1:</td><td>9.4</td><td>↗</td></tr> <tr><td>2:</td><td>9.4</td><td>↑</td></tr> <tr><td>3:</td><td>10.3</td><td>→</td></tr> <tr><td>4:</td><td>10.1</td><td>↗</td></tr> <tr><td>5:</td><td>10.3</td><td>↗</td></tr> <tr><td>6:</td><td>10.4</td><td>↗</td></tr> <tr><td>7:</td><td>10.1</td><td>←</td></tr> <tr><td>8:</td><td>9.8</td><td>↓</td></tr> <tr><td>9:</td><td>9.8</td><td>←</td></tr> <tr><td>10:</td><td>*10.5</td><td>↘</td></tr> <tr style="border-top: 1px solid black;"><td colspan="2">Serie</td><td>96.0</td></tr> <tr><td colspan="2">Total</td><td>96.0</td></tr> </table>	1:	9.4	↗	2:	9.4	↑	3:	10.3	→	4:	10.1	↗	5:	10.3	↗	6:	10.4	↗	7:	10.1	←	8:	9.8	↓	9:	9.8	←	10:	*10.5	↘	Serie		96.0	Total		96.0
1:	9.4	↗																																			
2:	9.4	↑																																			
3:	10.3	→																																			
4:	10.1	↗																																			
5:	10.3	↗																																			
6:	10.4	↗																																			
7:	10.1	←																																			
8:	9.8	↓																																			
9:	9.8	←																																			
10:	*10.5	↘																																			
Serie		96.0																																			
Total		96.0																																			

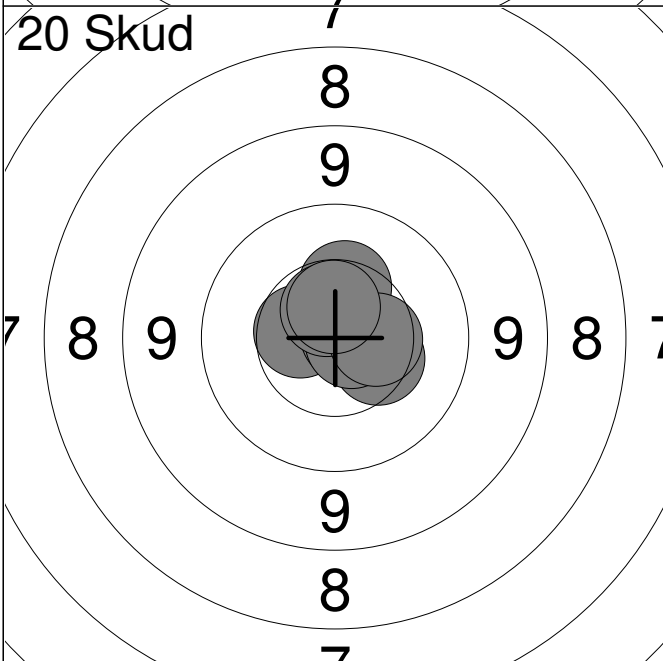
<p>20 Skud</p> 	<table style="width:100%; border-collapse: collapse;"> <tr><td>11:</td><td>10.0</td><td>←</td></tr> <tr><td>12:</td><td>9.3</td><td>↗</td></tr> <tr><td>13:</td><td>9.9</td><td>↑</td></tr> <tr><td>14:</td><td>9.5</td><td>↑</td></tr> <tr><td>15:</td><td>*10.7</td><td>↗</td></tr> <tr><td>16:</td><td>10.1</td><td>↗</td></tr> <tr><td>17:</td><td>10.1</td><td>↖</td></tr> <tr><td>18:</td><td>*10.5</td><td>↗</td></tr> <tr><td>19:</td><td>10.1</td><td>←</td></tr> <tr><td>20:</td><td>10.4</td><td>↗</td></tr> <tr style="border-top: 1px solid black;"><td colspan="2">Serie</td><td>97.0</td></tr> <tr><td colspan="2">Total</td><td>193.0</td></tr> </table>	11:	10.0	←	12:	9.3	↗	13:	9.9	↑	14:	9.5	↑	15:	*10.7	↗	16:	10.1	↗	17:	10.1	↖	18:	*10.5	↗	19:	10.1	←	20:	10.4	↗	Serie		97.0	Total		193.0
11:	10.0	←																																			
12:	9.3	↗																																			
13:	9.9	↑																																			
14:	9.5	↑																																			
15:	*10.7	↗																																			
16:	10.1	↗																																			
17:	10.1	↖																																			
18:	*10.5	↗																																			
19:	10.1	←																																			
20:	10.4	↗																																			
Serie		97.0																																			
Total		193.0																																			



1:	8.2	↗
2:	10.1	←
4:	8.7	←
5:	9.9	↗
6:	10.4	↗
7:	*10.6	→
8:	10.3	→
9:	10.4	↘
Serie		75.0
Total		0.0



1:	9.7	↗
2:	10.5	↘
3:	10.0	→
4:	10.5	↑
5:	10.5	↗
6:	*10.8	←
7:	*10.6	↘
8:	10.2	↗
9:	*10.7	↗
10:	*10.6	↘
Serie		99.0
Total		99.0

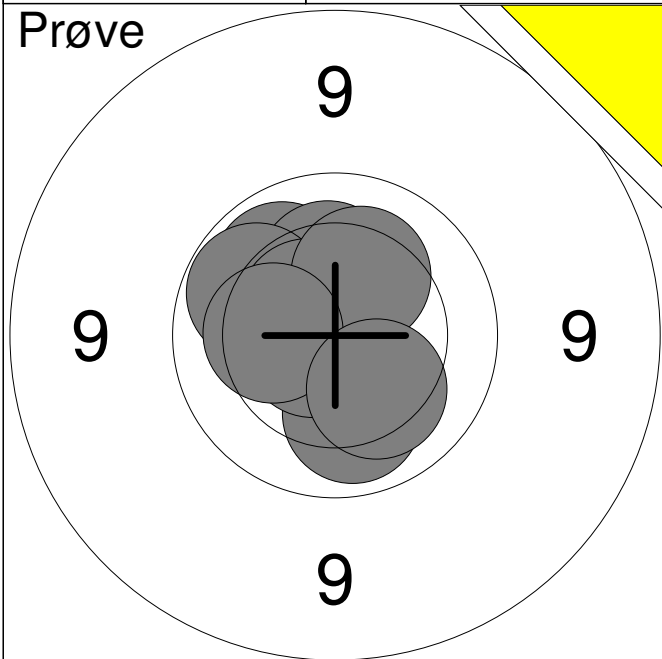


11:	10.5	←
12:	*10.7	↗
13:	*10.8	→
14:	10.6	↑
15:	10.4	↑
16:	10.4	↘
17:	*10.7	→
18:	*10.6	↗
19:	10.5	→
20:	*10.6	↑
Serie		100.0
Total		199.0

Hold
15Skive
7**Mathias Krogh Jensen**

Vilsted Skf.

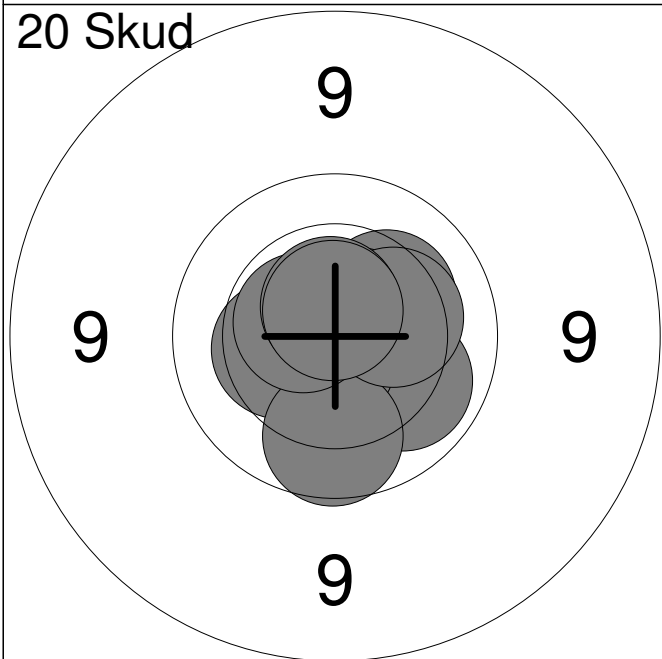
MB1

Prøve

1:	10.1	↓
2:	10.1	↗
3:	10.3	↗
4:	*10.7	↖
5:	10.3	↑
6:	10.0	↗
7:	*10.5	↗
8:	10.3	↗
9:	10.3	←
10:	10.2	↓

Serie 100.0

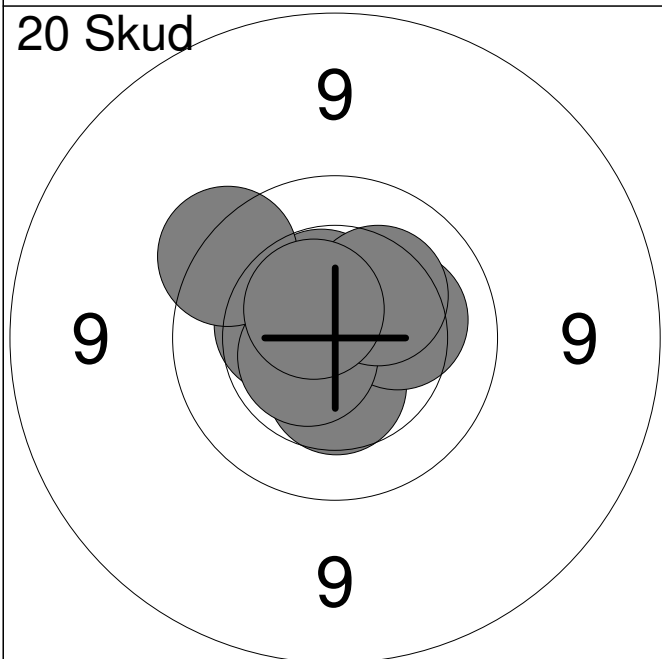
Total 0.0

20 Skud

1:	10.3	↗
2:	10.1	↘
3:	*10.7	↓
4:	10.4	←
5:	*10.7	↗
6:	9.9	↓
7:	*10.6	↗
8:	10.3	→
9:	*10.6	↑
10:	*10.7	↑

Serie 99.0

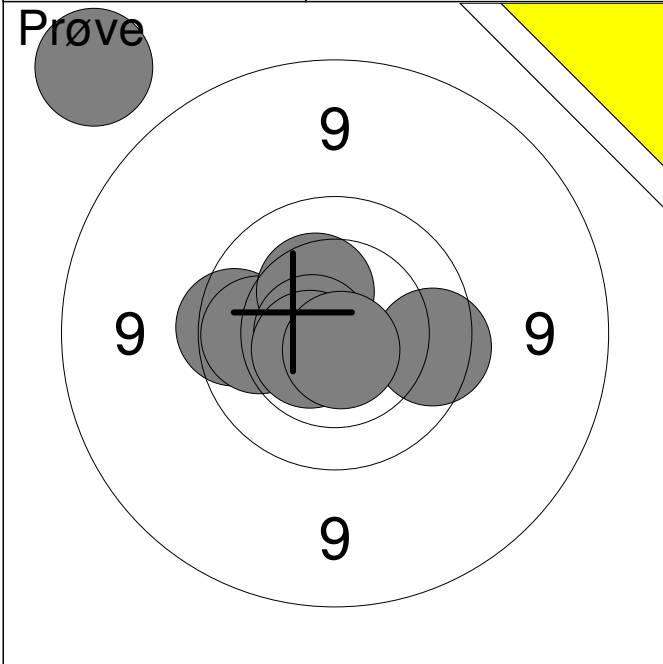
Total 99.0

20 Skud

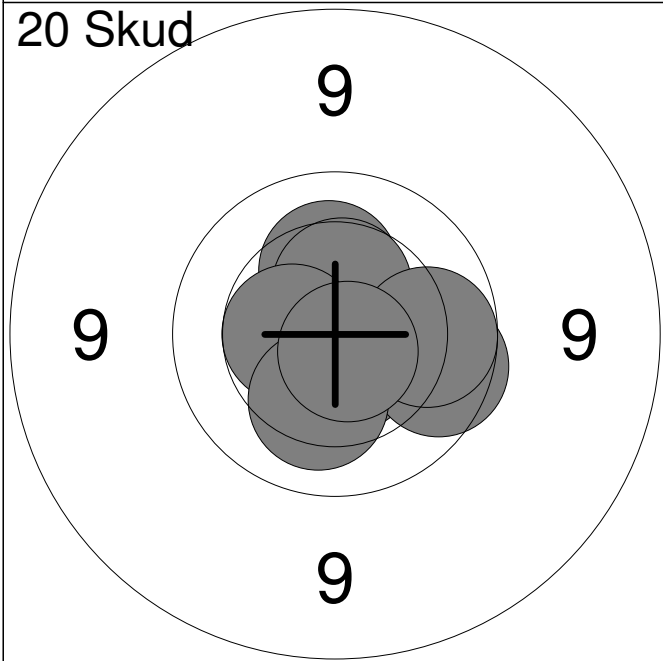
11:	10.4	↓
12:	*10.6	↖
13:	*10.6	↗
14:	10.4	←
15:	10.2	→
16:	*10.6	↖
17:	*10.5	↗
18:	9.7	↗
19:	10.3	↗
20:	*10.6	↗

Serie 99.0

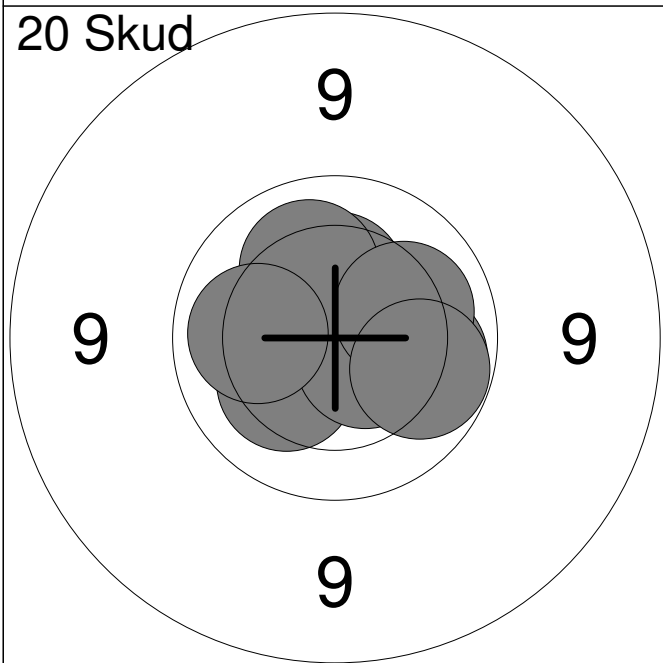
Total 198.0



1:	8.3	↗
2:	9.8	←
3:	10.0	←
4:	10.4	↗
5:	*10.7	←
6:	*10.6	↙
7:	9.8	→
8:	*10.7	↘
Serie		76.0
Total		0.0



1:	*10.6	↘
2:	*10.6	↘
3:	9.9	→
4:	10.3	↑
5:	*10.8	←
6:	10.4	↑
7:	10.5	←
8:	10.2	↘
9:	10.0	→
10:	*10.7	↘
Serie		99.0
Total		99.0



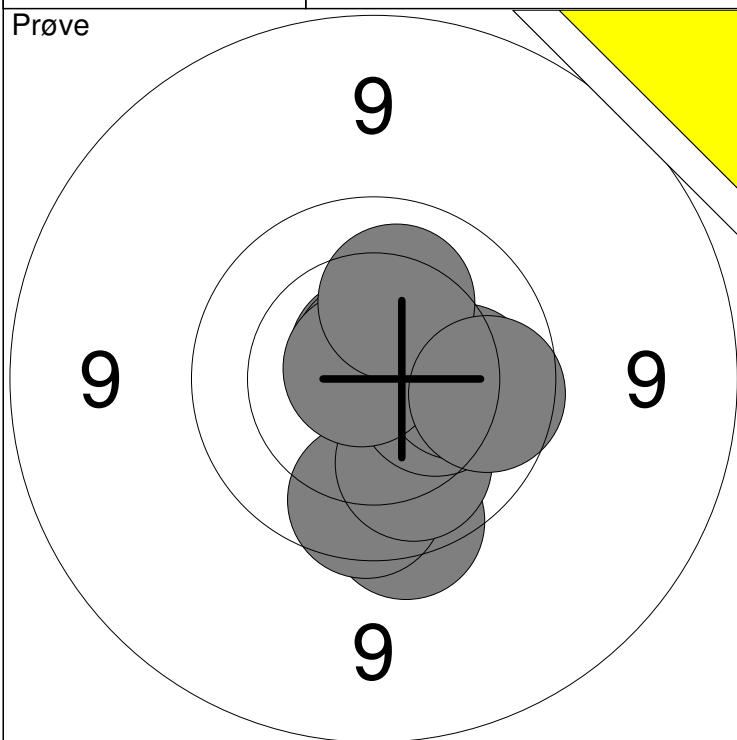
11:	10.3	↙
12:	10.4	↗
13:	*10.6	→
14:	10.0	→
15:	10.3	↑
16:	*10.6	↘
17:	10.2	↗
18:	10.2	→
19:	10.1	←
20:	10.0	↘
Serie		100.0
Total		199.0

Hold
15Skive
9**Kasper Albrechtsen**

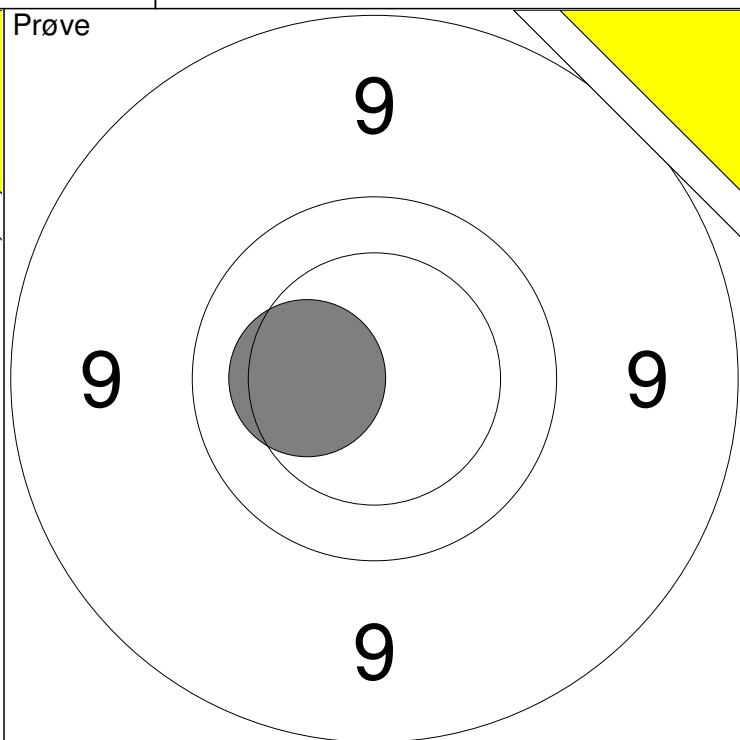
Vester Han Herred SkytteforeningBK1

BK1

Prøve



Prøve



1: 9.7 ↓
2: 9.9 ↓
3: *10.7 ↑
4: 10.1 ↓
5: 10.3 ↘

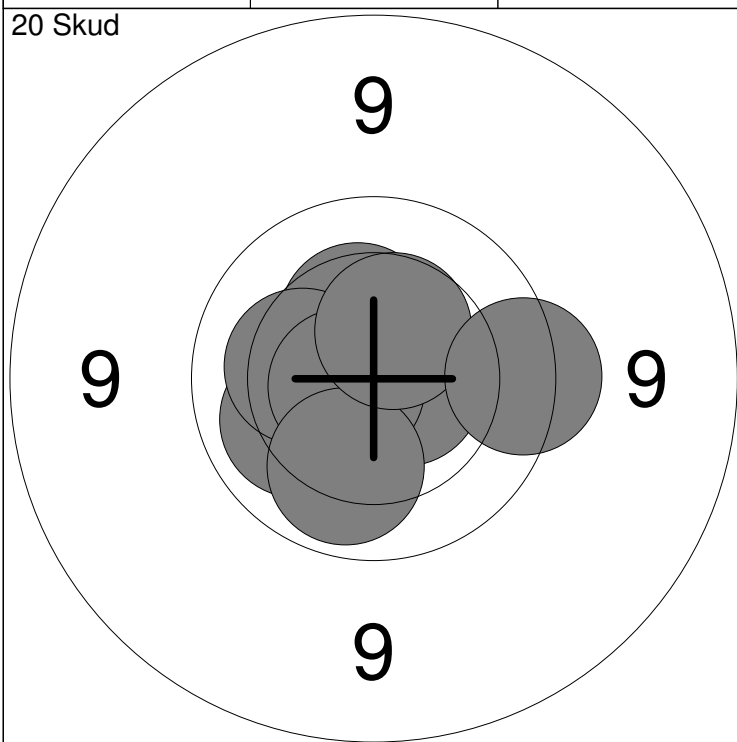
6: 10.1 →
7: *10.7 ↑
8: *10.8 ↖
9: 10.2 ↑
10: 9.9 →

Serie 97.0
Total 0.0

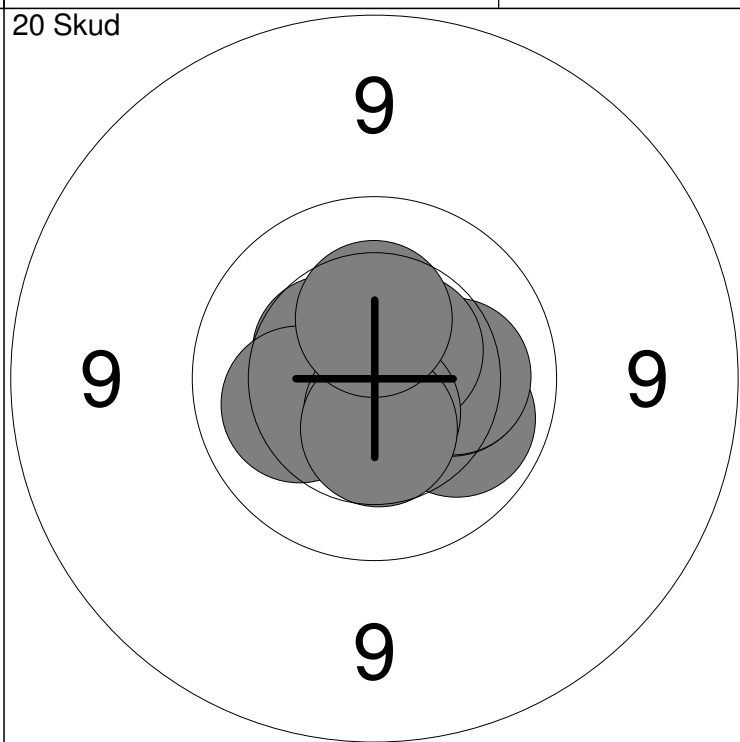
11: 10.3 ←

Serie 10.0
Total 0.0

20 Skud



20 Skud



1: 10.4 ↑
2: 10.3 ↙
3: 10.1 ←
4: 10.3 ←
5: *10.8 ↙

6: *10.6 →
7: *10.7 ←
8: 10.1 ↓
9: 10.5 ↑
10: 9.7 →

Serie 99.0
Total 99.0

11: 10.1 →
12: 10.2 →
13: *10.8 ↗
14: 10.5 ↖
15: 10.2 →

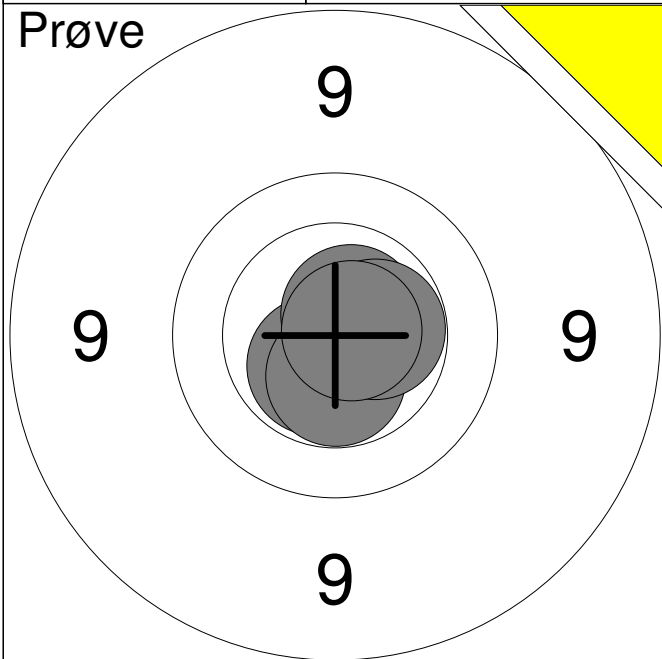
16: *10.5 ↗
17: 10.2 ←
18: *10.6 ↓
19: 10.5 ↓
20: 10.4 ↑

Serie 100.0
Total 199.0

Hold
15Skive
12**Gry Abildgaard Zaar Lassen**

Ulsted Skf.

MB1

Prøve

1: *10.6 ↙

2: *10.5 ↓

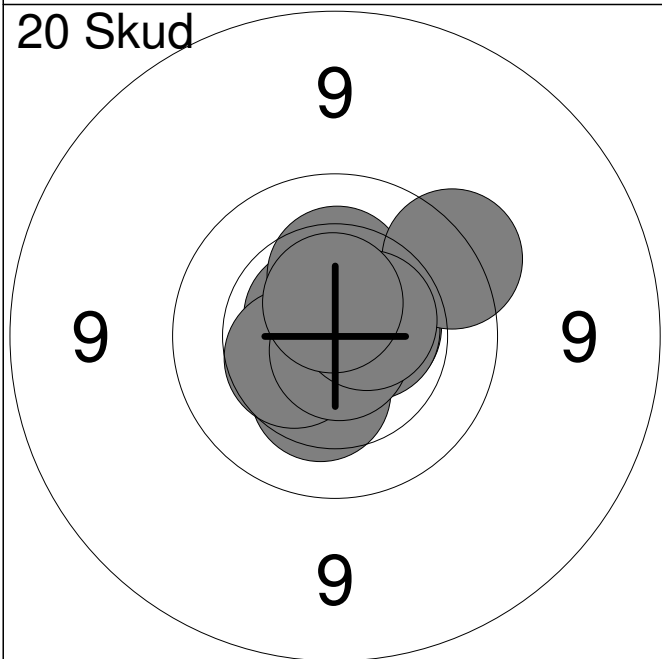
3: *10.7 ↗

4: *10.5 →

5: *10.8 →

Serie 50.0

Total 0.0

20 Skud

1: *10.5 →

2: *10.6 ↖

3: 10.3 ↓

4: 10.3 ↑

5: 10.4 ↙

6: *10.6 →

7: *10.8 ↓

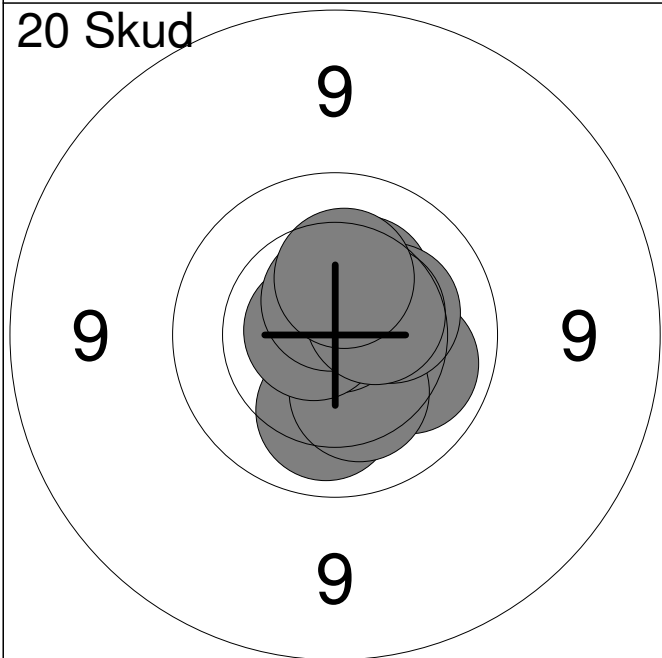
8: 9.7 ↗

9: *10.6 ↗

10: *10.6 ↑

Serie 99.0

Total 99.0

20 Skud

11: 10.1 ↓

12: 10.1 →

13: 10.3 ↓

14: 10.3 ↗

15: *10.8 ↑

16: 10.3 →

17: *10.7 ←

18: *10.6 ↑

19: 10.5 ↗

20: 10.3 ↑

Serie 100.0

Total 199.0

<p>Prøve</p>	<table style="width:100%; border-collapse: collapse;"> <tr><td style="width:10%;">1:</td><td style="width:15%;">*10.6</td><td style="width:10%; text-align: right;">↙</td></tr> <tr><td>2:</td><td>10.2</td><td style="text-align: right;">↑</td></tr> <tr><td>3:</td><td>9.6</td><td style="text-align: right;">↑</td></tr> <tr><td>4:</td><td>10.3</td><td style="text-align: right;">↘</td></tr> <tr><td>5:</td><td>10.2</td><td style="text-align: right;">↙</td></tr> </table> <table border="1" style="width:100%; border-collapse: collapse; margin-top: 5px;"> <tr> <td style="width:80%;">Serie</td> <td style="width:20%; text-align: right;">49.0</td> </tr> <tr> <td>Total</td> <td style="text-align: right;">0.0</td> </tr> </table>	1:	*10.6	↙	2:	10.2	↑	3:	9.6	↑	4:	10.3	↘	5:	10.2	↙	Serie	49.0	Total	0.0
1:	*10.6	↙																		
2:	10.2	↑																		
3:	9.6	↑																		
4:	10.3	↘																		
5:	10.2	↙																		
Serie	49.0																			
Total	0.0																			

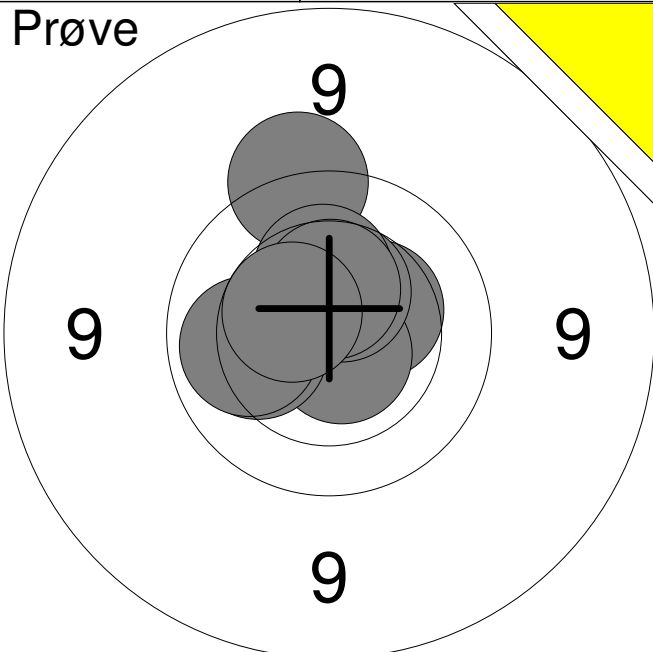
<p>20 Skud</p>	<table style="width:100%; border-collapse: collapse;"> <tr><td style="width:10%;">1:</td><td style="width:15%;">*10.7</td><td style="width:10%; text-align: right;">↑</td></tr> <tr><td>2:</td><td>9.8</td><td style="text-align: right;">↗</td></tr> <tr><td>3:</td><td>9.5</td><td style="text-align: right;">↘</td></tr> <tr><td>4:</td><td>10.3</td><td style="text-align: right;">↗</td></tr> <tr><td>5:</td><td>9.8</td><td style="text-align: right;">→</td></tr> <tr><td>6:</td><td>10.2</td><td style="text-align: right;">→</td></tr> <tr><td>7:</td><td>10.0</td><td style="text-align: right;">↘</td></tr> <tr><td>8:</td><td>9.0</td><td style="text-align: right;">↙</td></tr> <tr><td>9:</td><td>10.4</td><td style="text-align: right;">↗</td></tr> <tr><td>10:</td><td>9.6</td><td style="text-align: right;">↗</td></tr> </table> <table border="1" style="width:100%; border-collapse: collapse; margin-top: 5px;"> <tr> <td style="width:80%;">Serie</td> <td style="width:20%; text-align: right;">95.0</td> </tr> <tr> <td>Total</td> <td style="text-align: right;">95.0</td> </tr> </table>	1:	*10.7	↑	2:	9.8	↗	3:	9.5	↘	4:	10.3	↗	5:	9.8	→	6:	10.2	→	7:	10.0	↘	8:	9.0	↙	9:	10.4	↗	10:	9.6	↗	Serie	95.0	Total	95.0
1:	*10.7	↑																																	
2:	9.8	↗																																	
3:	9.5	↘																																	
4:	10.3	↗																																	
5:	9.8	→																																	
6:	10.2	→																																	
7:	10.0	↘																																	
8:	9.0	↙																																	
9:	10.4	↗																																	
10:	9.6	↗																																	
Serie	95.0																																		
Total	95.0																																		

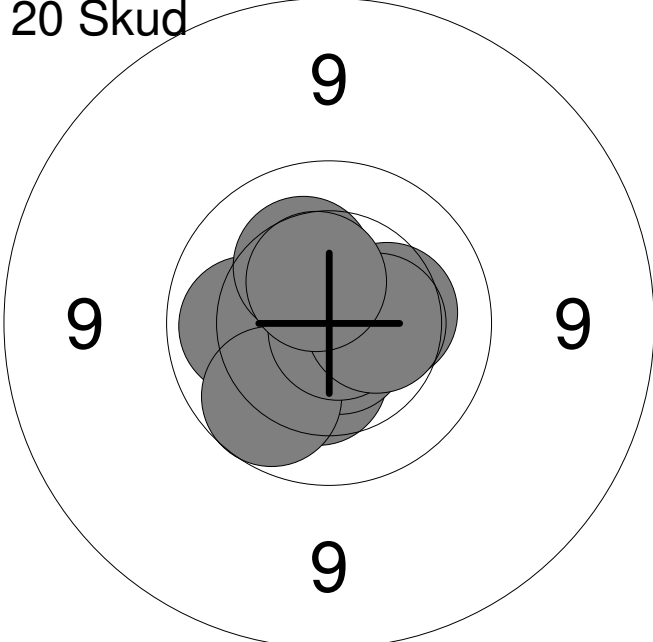
<p>20 Skud</p>	<table style="width:100%; border-collapse: collapse;"> <tr><td style="width:10%;">11:</td><td style="width:15%;">9.7</td><td style="width:10%; text-align: right;">↘</td></tr> <tr><td>12:</td><td>*10.7</td><td style="text-align: right;">↗</td></tr> <tr><td>13:</td><td>10.4</td><td style="text-align: right;">→</td></tr> <tr><td>14:</td><td>9.1</td><td style="text-align: right;">↗</td></tr> <tr><td>15:</td><td>10.4</td><td style="text-align: right;">↘</td></tr> <tr><td>16:</td><td>9.9</td><td style="text-align: right;">↑</td></tr> <tr><td>17:</td><td>9.9</td><td style="text-align: right;">↑</td></tr> <tr><td>18:</td><td>10.2</td><td style="text-align: right;">→</td></tr> <tr><td>19:</td><td>10.3</td><td style="text-align: right;">↙</td></tr> <tr><td>20:</td><td>10.0</td><td style="text-align: right;">←</td></tr> </table> <table border="1" style="width:100%; border-collapse: collapse; margin-top: 5px;"> <tr> <td style="width:80%;">Serie</td> <td style="width:20%; text-align: right;">96.0</td> </tr> <tr> <td>Total</td> <td style="text-align: right;">191.0</td> </tr> </table>	11:	9.7	↘	12:	*10.7	↗	13:	10.4	→	14:	9.1	↗	15:	10.4	↘	16:	9.9	↑	17:	9.9	↑	18:	10.2	→	19:	10.3	↙	20:	10.0	←	Serie	96.0	Total	191.0
11:	9.7	↘																																	
12:	*10.7	↗																																	
13:	10.4	→																																	
14:	9.1	↗																																	
15:	10.4	↘																																	
16:	9.9	↑																																	
17:	9.9	↑																																	
18:	10.2	→																																	
19:	10.3	↙																																	
20:	10.0	←																																	
Serie	96.0																																		
Total	191.0																																		

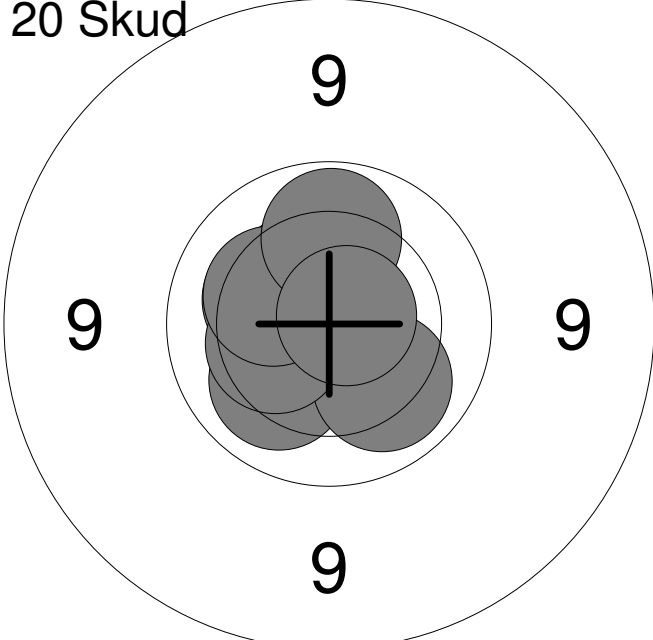
<p>Prøve</p>	<table style="width:100%; border-collapse: collapse;"> <tr><td style="text-align: right;">1:</td><td style="text-align: right;">9.7</td><td style="text-align: right;">→</td></tr> <tr><td style="text-align: right;">2:</td><td style="text-align: right;">10.0</td><td style="text-align: right;">→</td></tr> <tr><td style="text-align: right;">3:</td><td style="text-align: right;">*10.8</td><td style="text-align: right;">↓</td></tr> <tr><td style="text-align: right;">4:</td><td style="text-align: right;">*10.6</td><td style="text-align: right;">↓</td></tr> <tr><td style="text-align: right;">5:</td><td style="text-align: right;">10.3</td><td style="text-align: right;">→</td></tr> <tr><td style="text-align: right;">6:</td><td style="text-align: right;">10.5</td><td style="text-align: right;">↓</td></tr> <tr><td style="text-align: right;">7:</td><td style="text-align: right;">*10.5</td><td style="text-align: right;">↗</td></tr> </table> <table border="1" style="width:100%; border-collapse: collapse; margin-top: 5px;"> <tr> <td style="width:80%;">Serie</td> <td style="text-align: right;">69.0</td> </tr> <tr> <td>Total</td> <td style="text-align: right;">0.0</td> </tr> </table>	1:	9.7	→	2:	10.0	→	3:	*10.8	↓	4:	*10.6	↓	5:	10.3	→	6:	10.5	↓	7:	*10.5	↗	Serie	69.0	Total	0.0
1:	9.7	→																								
2:	10.0	→																								
3:	*10.8	↓																								
4:	*10.6	↓																								
5:	10.3	→																								
6:	10.5	↓																								
7:	*10.5	↗																								
Serie	69.0																									
Total	0.0																									

<p>20 Skud</p>	<table style="width:100%; border-collapse: collapse;"> <tr><td style="text-align: right;">1:</td><td style="text-align: right;">10.3</td><td style="text-align: right;">←</td></tr> <tr><td style="text-align: right;">2:</td><td style="text-align: right;">10.2</td><td style="text-align: right;">↗</td></tr> <tr><td style="text-align: right;">3:</td><td style="text-align: right;">10.3</td><td style="text-align: right;">←</td></tr> <tr><td style="text-align: right;">4:</td><td style="text-align: right;">*10.8</td><td style="text-align: right;">↗</td></tr> <tr><td style="text-align: right;">5:</td><td style="text-align: right;">*10.8</td><td style="text-align: right;">→</td></tr> <tr><td style="text-align: right;">6:</td><td style="text-align: right;">*10.7</td><td style="text-align: right;">↗</td></tr> <tr><td style="text-align: right;">7:</td><td style="text-align: right;">9.8</td><td style="text-align: right;">←</td></tr> <tr><td style="text-align: right;">8:</td><td style="text-align: right;">10.4</td><td style="text-align: right;">←</td></tr> <tr><td style="text-align: right;">9:</td><td style="text-align: right;">9.8</td><td style="text-align: right;">↗</td></tr> <tr><td style="text-align: right;">10:</td><td style="text-align: right;">*10.5</td><td style="text-align: right;">↗</td></tr> </table> <table border="1" style="width:100%; border-collapse: collapse; margin-top: 5px;"> <tr> <td style="width:80%;">Serie</td> <td style="text-align: right;">98.0</td> </tr> <tr> <td>Total</td> <td style="text-align: right;">98.0</td> </tr> </table>	1:	10.3	←	2:	10.2	↗	3:	10.3	←	4:	*10.8	↗	5:	*10.8	→	6:	*10.7	↗	7:	9.8	←	8:	10.4	←	9:	9.8	↗	10:	*10.5	↗	Serie	98.0	Total	98.0
1:	10.3	←																																	
2:	10.2	↗																																	
3:	10.3	←																																	
4:	*10.8	↗																																	
5:	*10.8	→																																	
6:	*10.7	↗																																	
7:	9.8	←																																	
8:	10.4	←																																	
9:	9.8	↗																																	
10:	*10.5	↗																																	
Serie	98.0																																		
Total	98.0																																		

<p>20 Skud</p>	<table style="width:100%; border-collapse: collapse;"> <tr><td style="text-align: right;">11:</td><td style="text-align: right;">9.9</td><td style="text-align: right;">←</td></tr> <tr><td style="text-align: right;">12:</td><td style="text-align: right;">*10.8</td><td style="text-align: right;">↗</td></tr> <tr><td style="text-align: right;">13:</td><td style="text-align: right;">10.1</td><td style="text-align: right;">←</td></tr> <tr><td style="text-align: right;">14:</td><td style="text-align: right;">10.4</td><td style="text-align: right;">↗</td></tr> <tr><td style="text-align: right;">15:</td><td style="text-align: right;">10.3</td><td style="text-align: right;">←</td></tr> <tr><td style="text-align: right;">16:</td><td style="text-align: right;">*10.8</td><td style="text-align: right;">↗</td></tr> <tr><td style="text-align: right;">17:</td><td style="text-align: right;">9.8</td><td style="text-align: right;">→</td></tr> <tr><td style="text-align: right;">18:</td><td style="text-align: right;">*10.5</td><td style="text-align: right;">←</td></tr> <tr><td style="text-align: right;">19:</td><td style="text-align: right;">*10.5</td><td style="text-align: right;">→</td></tr> <tr><td style="text-align: right;">20:</td><td style="text-align: right;">*10.6</td><td style="text-align: right;">↗</td></tr> </table> <table border="1" style="width:100%; border-collapse: collapse; margin-top: 5px;"> <tr> <td style="width:80%;">Serie</td> <td style="text-align: right;">98.0</td> </tr> <tr> <td>Total</td> <td style="text-align: right;">196.0</td> </tr> </table>	11:	9.9	←	12:	*10.8	↗	13:	10.1	←	14:	10.4	↗	15:	10.3	←	16:	*10.8	↗	17:	9.8	→	18:	*10.5	←	19:	*10.5	→	20:	*10.6	↗	Serie	98.0	Total	196.0
11:	9.9	←																																	
12:	*10.8	↗																																	
13:	10.1	←																																	
14:	10.4	↗																																	
15:	10.3	←																																	
16:	*10.8	↗																																	
17:	9.8	→																																	
18:	*10.5	←																																	
19:	*10.5	→																																	
20:	*10.6	↗																																	
Serie	98.0																																		
Total	196.0																																		

<p>Prøve</p> 	<table style="width:100%; border-collapse: collapse;"> <tr><td style="text-align: right;">1:</td><td style="text-align: right;">9.6</td><td style="text-align: center;">↑</td></tr> <tr><td style="text-align: right;">2:</td><td style="text-align: right;">10.4</td><td style="text-align: center;">→</td></tr> <tr><td style="text-align: right;">3:</td><td style="text-align: right;">*10.7</td><td style="text-align: center;">↓</td></tr> <tr><td style="text-align: right;">4:</td><td style="text-align: right;">10.5</td><td style="text-align: center;">↑</td></tr> <tr><td style="text-align: right;">5:</td><td style="text-align: right;">10.2</td><td style="text-align: center;">←</td></tr> <tr><td style="text-align: right;">6:</td><td style="text-align: right;">10.3</td><td style="text-align: center;">↑</td></tr> <tr><td style="text-align: right;">7:</td><td style="text-align: right;">10.5</td><td style="text-align: center;">↑</td></tr> <tr><td style="text-align: right;">8:</td><td style="text-align: right;">10.1</td><td style="text-align: center;">←</td></tr> <tr><td style="text-align: right;">9:</td><td style="text-align: right;">*10.5</td><td style="text-align: center;">↗</td></tr> </table> <table border="1" style="width:100%; border-collapse: collapse; margin-top: 5px;"> <tr> <td style="width:80%;">Serie</td> <td style="text-align: right;">89.0</td> </tr> <tr> <td>Total</td> <td style="text-align: right;">0.0</td> </tr> </table>	1:	9.6	↑	2:	10.4	→	3:	*10.7	↓	4:	10.5	↑	5:	10.2	←	6:	10.3	↑	7:	10.5	↑	8:	10.1	←	9:	*10.5	↗	Serie	89.0	Total	0.0
1:	9.6	↑																														
2:	10.4	→																														
3:	*10.7	↓																														
4:	10.5	↑																														
5:	10.2	←																														
6:	10.3	↑																														
7:	10.5	↑																														
8:	10.1	←																														
9:	*10.5	↗																														
Serie	89.0																															
Total	0.0																															

<p>20 Skud</p> 	<table style="width:100%; border-collapse: collapse;"> <tr><td style="text-align: right;">1:</td><td style="text-align: right;">10.4</td><td style="text-align: center;">↓</td></tr> <tr><td style="text-align: right;">2:</td><td style="text-align: right;">*10.7</td><td style="text-align: center;">↓</td></tr> <tr><td style="text-align: right;">3:</td><td style="text-align: right;">*10.7</td><td style="text-align: center;">↗</td></tr> <tr><td style="text-align: right;">4:</td><td style="text-align: right;">10.3</td><td style="text-align: center;">→</td></tr> <tr><td style="text-align: right;">5:</td><td style="text-align: right;">10.1</td><td style="text-align: center;">←</td></tr> <tr><td style="text-align: right;">6:</td><td style="text-align: right;">10.3</td><td style="text-align: center;">↗</td></tr> <tr><td style="text-align: right;">7:</td><td style="text-align: right;">9.9</td><td style="text-align: center;">↘</td></tr> <tr><td style="text-align: right;">8:</td><td style="text-align: right;">*10.8</td><td style="text-align: center;">↓</td></tr> <tr><td style="text-align: right;">9:</td><td style="text-align: right;">10.4</td><td style="text-align: center;">→</td></tr> <tr><td style="text-align: right;">10:</td><td style="text-align: right;">10.5</td><td style="text-align: center;">↑</td></tr> </table> <table border="1" style="width:100%; border-collapse: collapse; margin-top: 5px;"> <tr> <td style="width:80%;">Serie</td> <td style="text-align: right;">99.0</td> </tr> <tr> <td>Total</td> <td style="text-align: right;">99.0</td> </tr> </table>	1:	10.4	↓	2:	*10.7	↓	3:	*10.7	↗	4:	10.3	→	5:	10.1	←	6:	10.3	↗	7:	9.9	↘	8:	*10.8	↓	9:	10.4	→	10:	10.5	↑	Serie	99.0	Total	99.0
1:	10.4	↓																																	
2:	*10.7	↓																																	
3:	*10.7	↗																																	
4:	10.3	→																																	
5:	10.1	←																																	
6:	10.3	↗																																	
7:	9.9	↘																																	
8:	*10.8	↓																																	
9:	10.4	→																																	
10:	10.5	↑																																	
Serie	99.0																																		
Total	99.0																																		

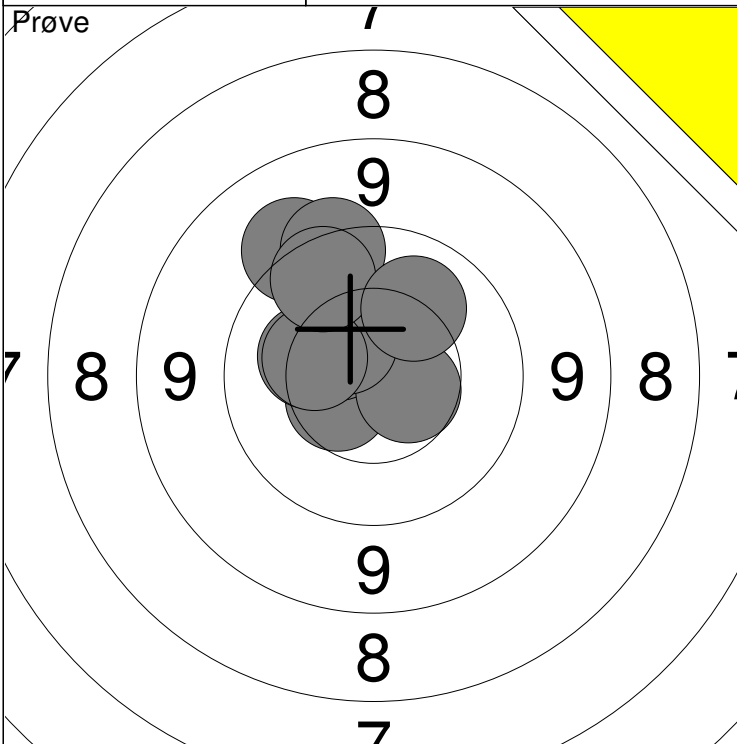
<p>20 Skud</p> 	<table style="width:100%; border-collapse: collapse;"> <tr><td style="text-align: right;">11:</td><td style="text-align: right;">10.3</td><td style="text-align: center;">↖</td></tr> <tr><td style="text-align: right;">12:</td><td style="text-align: right;">10.4</td><td style="text-align: center;">↗</td></tr> <tr><td style="text-align: right;">13:</td><td style="text-align: right;">*10.5</td><td style="text-align: center;">↘</td></tr> <tr><td style="text-align: right;">14:</td><td style="text-align: right;">10.1</td><td style="text-align: center;">↘</td></tr> <tr><td style="text-align: right;">15:</td><td style="text-align: right;">10.1</td><td style="text-align: center;">↓</td></tr> <tr><td style="text-align: right;">16:</td><td style="text-align: right;">*10.7</td><td style="text-align: center;">↗</td></tr> <tr><td style="text-align: right;">17:</td><td style="text-align: right;">10.3</td><td style="text-align: center;">←</td></tr> <tr><td style="text-align: right;">18:</td><td style="text-align: right;">10.3</td><td style="text-align: center;">↖</td></tr> <tr><td style="text-align: right;">19:</td><td style="text-align: right;">10.0</td><td style="text-align: center;">↑</td></tr> <tr><td style="text-align: right;">20:</td><td style="text-align: right;">*10.7</td><td style="text-align: center;">↗</td></tr> </table> <table border="1" style="width:100%; border-collapse: collapse; margin-top: 5px;"> <tr> <td style="width:80%;">Serie</td> <td style="text-align: right;">100.0</td> </tr> <tr> <td>Total</td> <td style="text-align: right;">199.0</td> </tr> </table>	11:	10.3	↖	12:	10.4	↗	13:	*10.5	↘	14:	10.1	↘	15:	10.1	↓	16:	*10.7	↗	17:	10.3	←	18:	10.3	↖	19:	10.0	↑	20:	*10.7	↗	Serie	100.0	Total	199.0
11:	10.3	↖																																	
12:	10.4	↗																																	
13:	*10.5	↘																																	
14:	10.1	↘																																	
15:	10.1	↓																																	
16:	*10.7	↗																																	
17:	10.3	←																																	
18:	10.3	↖																																	
19:	10.0	↑																																	
20:	*10.7	↗																																	
Serie	100.0																																		
Total	199.0																																		

Hold
16Skive
4**Rasmus M. Larsen**

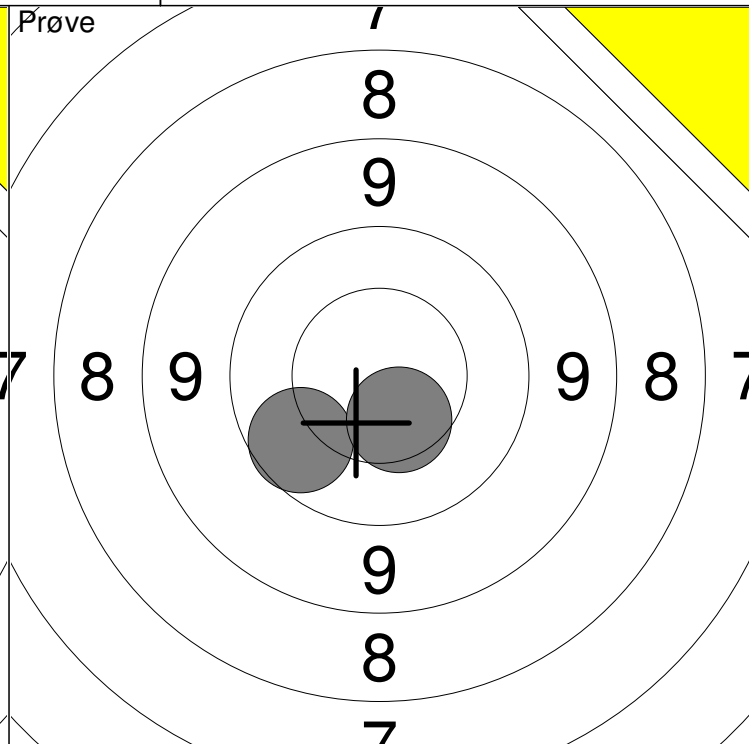
Vilsted Skf.

ÅK1

Prøve



Prøve



1: 10.5 ↙
2: 10.5 ↗
3: 9.4 ↗
4: 10.6 ↘
5: 10.5 ↗

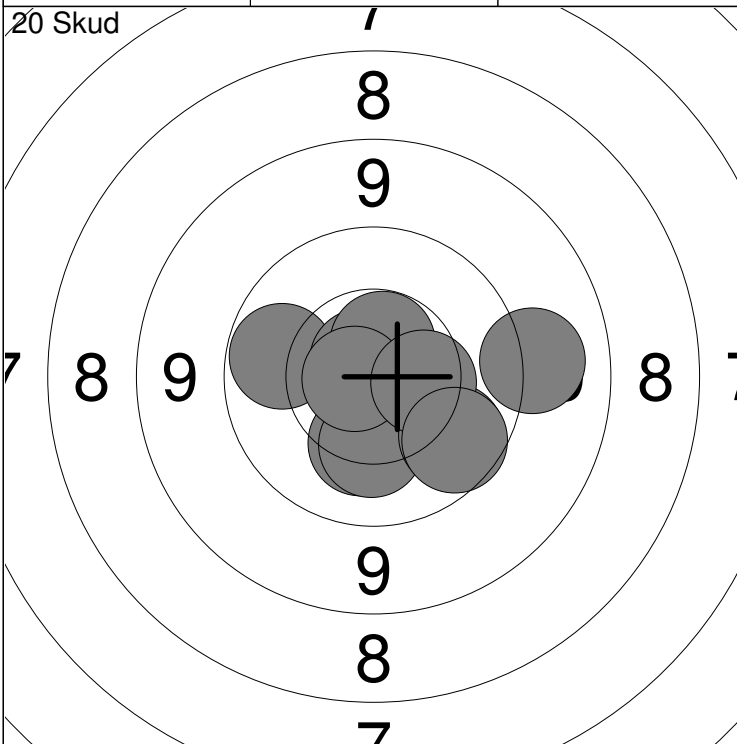
6: 10.3 ↙
7: 10.3 ↙
8: 9.5 ↗
9: 9.8 ↗
10: 10.1 ↗

Serie 97.0
Total 0.0

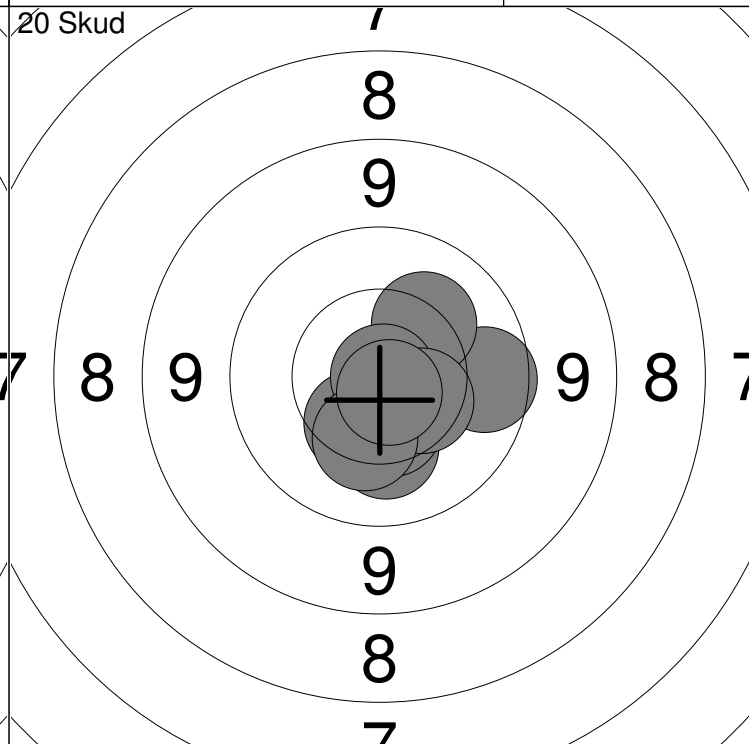
11: 9.9 ↙
12: 10.5 ↘

Serie 19.0
Total 0.0

20 Skud



20 Skud



1: 10.0 ↙
2: *10.8 ↗
3: 10.3 ↘
4: 10.2 ↘
5: 9.9 ↘

6: 9.2 →
7: *10.6 ↗
8: *10.8 ←
9: 10.4 →
10: 9.9 ↘

Serie 97.0
Total 97.0

11: 9.9 →
12: 10.2 ↘
13: 10.2 ↗
14: *10.7 ↘
15: 10.4 ↘

16: *10.9 →
17: 10.4 ↘
18: 10.5 ↘
19: 10.3 ↘
20: *10.8 ↘

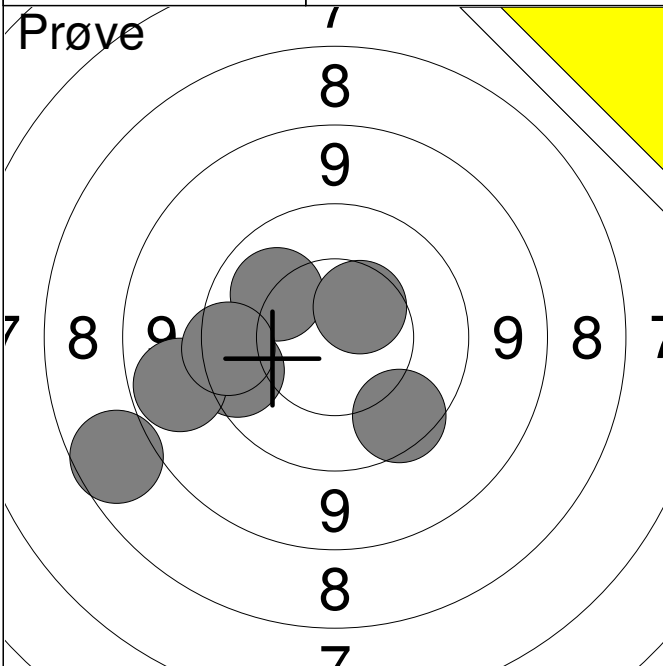
Serie 99.0
Total 196.0

Hold
16Skive
5**Torben Klit Andersen**

Vester Hassing Skf.

2

Prøve

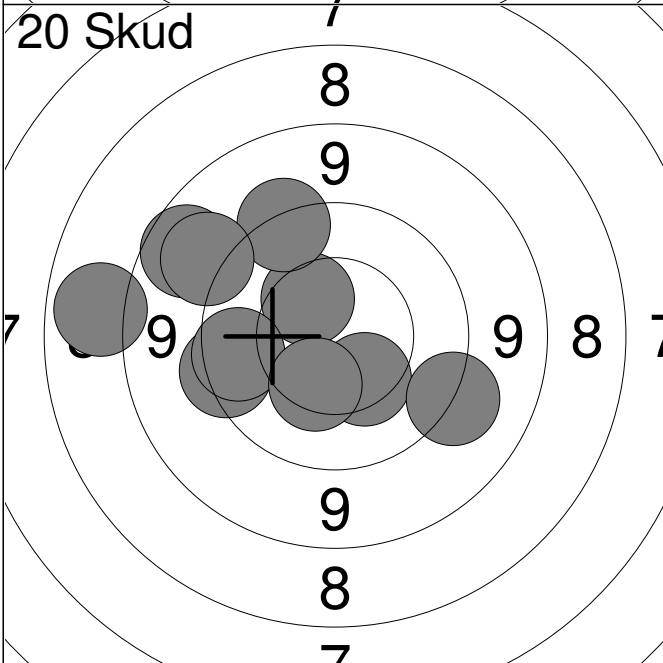


1:	9.7	←
2:	7.9	↙
3:	9.0	←
4:	9.8	↘
5:	10.1	↗
6:	9.7	←
7:	10.5	↗

Serie 63.0

Total 0.0

20 Skud

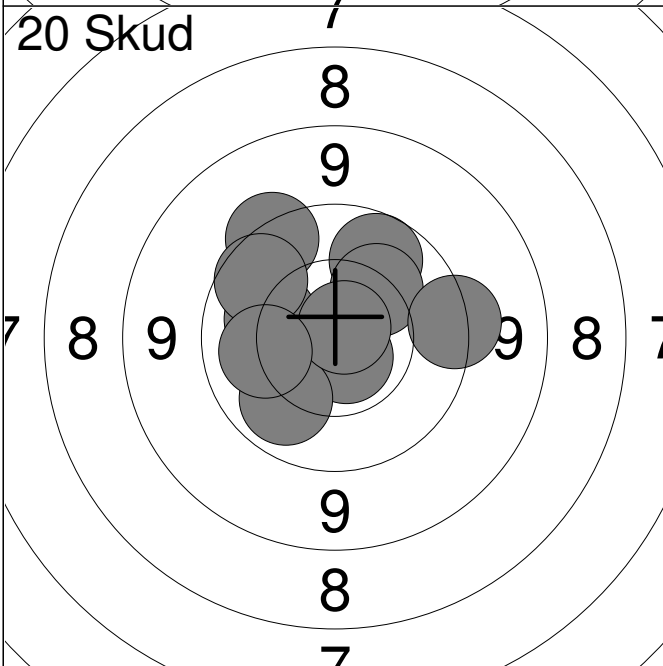


1:	10.3	↘
2:	9.6	←
3:	10.4	↗
4:	9.8	←
5:	9.4	↘
6:	9.5	↗
7:	10.3	↘
8:	8.9	↗
9:	9.2	↗
10:	8.1	←

Serie 91.0

Total 91.0

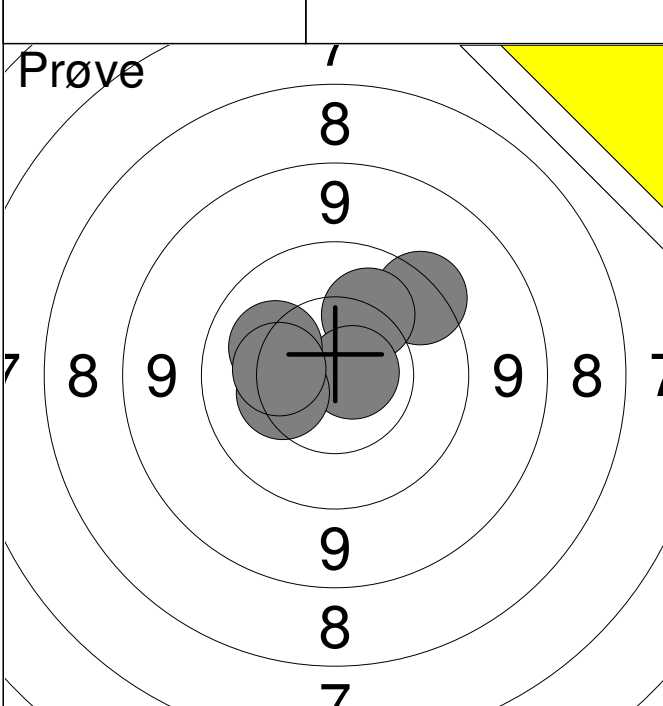
20 Skud



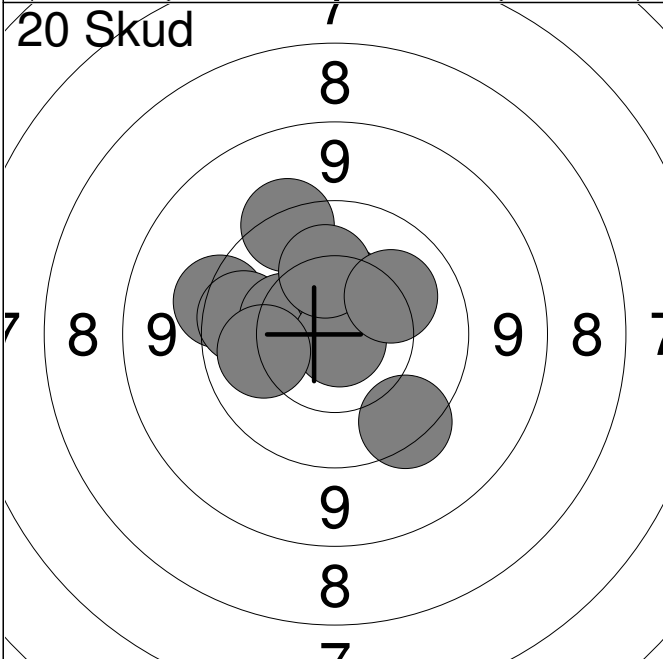
11:	*10.7	↘
12:	9.6	↗
13:	10.0	↘
14:	9.9	↗
15:	10.2	←
16:	10.2	↗
17:	*10.8	↗
18:	9.5	→
19:	9.9	↗
20:	10.1	←

Serie 96.0

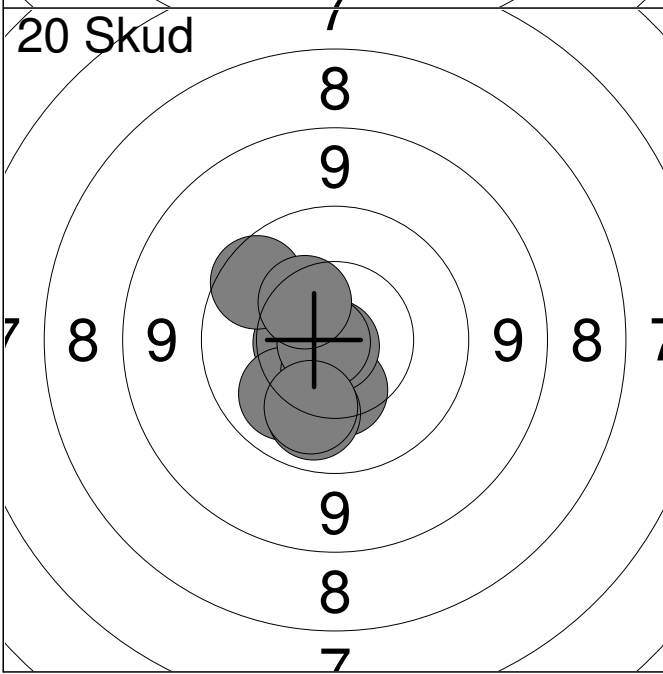
Total 187.0



1:	9.6	↗
2:	10.2	↗
3:	*10.7	→
4:	10.2	↖
5:	10.3	↖
6:	10.3	↖
Serie		59.0
Total		0.0



1:	9.5	↖
2:	9.9	↖
3:	9.6	↘
4:	10.4	↖
5:	10.4	↗
6:	*10.9	↘
7:	9.5	↗
8:	10.2	↗
9:	10.2	↗
10:	10.1	↖
Serie		96.0
Total		96.0



11:	10.5	↖
12:	10.1	↘
13:	10.6	↘
14:	10.4	↘
15:	*10.9	↘
16:	10.1	↘
17:	9.8	↗
18:	*10.8	↖
19:	10.4	↗
20:	10.1	↘
Serie		99.0
Total		195.0

<p>Prøve</p>	<table style="width:100%; border-collapse: collapse;"> <tr><td style="width:10%;">1:</td><td style="width:15%;">9.3</td><td style="width:10%; text-align: center;">↑</td></tr> <tr><td>2:</td><td>9.3</td><td style="text-align: center;">↑</td></tr> <tr><td>3:</td><td>10.5</td><td style="text-align: center;">↙</td></tr> <tr><td>4:</td><td>10.3</td><td style="text-align: center;">↖</td></tr> <tr><td>5:</td><td>*10.6</td><td style="text-align: center;">↙</td></tr> <tr><td>6:</td><td>9.9</td><td style="text-align: center;">↖</td></tr> <tr><td>7:</td><td>10.2</td><td style="text-align: center;">↗</td></tr> <tr><td>8:</td><td>*10.7</td><td style="text-align: center;">↖</td></tr> <tr><td>9:</td><td>*10.6</td><td style="text-align: center;">↘</td></tr> </table>	1:	9.3	↑	2:	9.3	↑	3:	10.5	↙	4:	10.3	↖	5:	*10.6	↙	6:	9.9	↖	7:	10.2	↗	8:	*10.7	↖	9:	*10.6	↘
1:	9.3	↑																										
2:	9.3	↑																										
3:	10.5	↙																										
4:	10.3	↖																										
5:	*10.6	↙																										
6:	9.9	↖																										
7:	10.2	↗																										
8:	*10.7	↖																										
9:	*10.6	↘																										

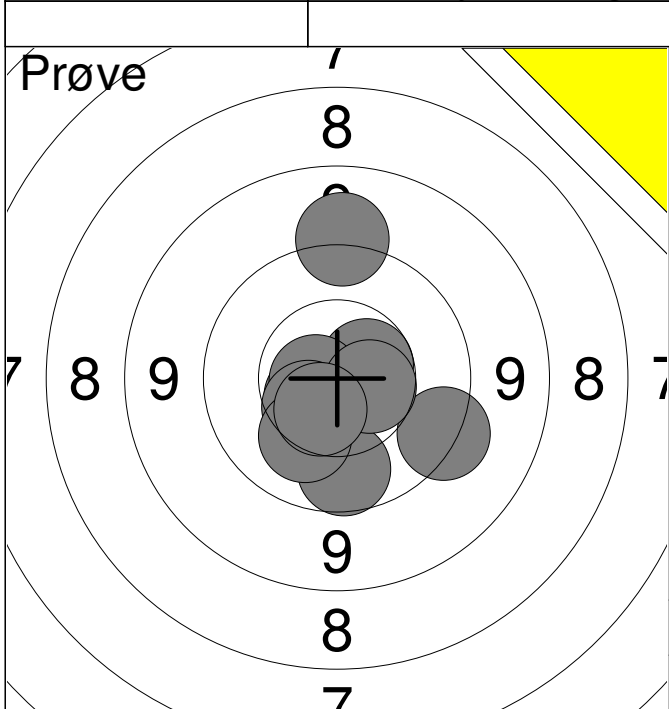
Serie	87.0
Total	0.0

<p>20 Skud</p>	<table style="width:100%; border-collapse: collapse;"> <tr><td style="width:10%;">1:</td><td style="width:15%;">10.1</td><td style="width:10%; text-align: center;">↗</td></tr> <tr><td>2:</td><td>9.8</td><td style="text-align: center;">↙</td></tr> <tr><td>3:</td><td>10.2</td><td style="text-align: center;">↖</td></tr> <tr><td>4:</td><td>10.1</td><td style="text-align: center;">↖</td></tr> <tr><td>5:</td><td>10.5</td><td style="text-align: center;">↖</td></tr> <tr><td>6:</td><td>10.5</td><td style="text-align: center;">↘</td></tr> <tr><td>7:</td><td>*10.6</td><td style="text-align: center;">↗</td></tr> <tr><td>8:</td><td>10.4</td><td style="text-align: center;">↗</td></tr> <tr><td>9:</td><td>*10.8</td><td style="text-align: center;">↗</td></tr> <tr><td>10:</td><td>10.1</td><td style="text-align: center;">↗</td></tr> </table>	1:	10.1	↗	2:	9.8	↙	3:	10.2	↖	4:	10.1	↖	5:	10.5	↖	6:	10.5	↘	7:	*10.6	↗	8:	10.4	↗	9:	*10.8	↗	10:	10.1	↗
1:	10.1	↗																													
2:	9.8	↙																													
3:	10.2	↖																													
4:	10.1	↖																													
5:	10.5	↖																													
6:	10.5	↘																													
7:	*10.6	↗																													
8:	10.4	↗																													
9:	*10.8	↗																													
10:	10.1	↗																													

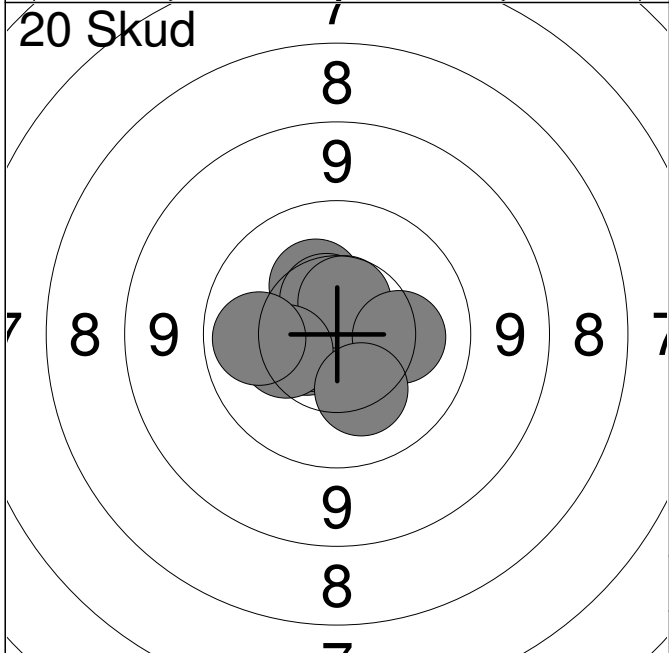
Serie	99.0
Total	99.0

<p>20 Skud</p>	<table style="width:100%; border-collapse: collapse;"> <tr><td style="width:10%;">11:</td><td style="width:15%;">*10.6</td><td style="width:10%; text-align: center;">↙</td></tr> <tr><td>12:</td><td>10.1</td><td style="text-align: center;">↘</td></tr> <tr><td>13:</td><td>10.0</td><td style="text-align: center;">↑</td></tr> <tr><td>14:</td><td>10.3</td><td style="text-align: center;">→</td></tr> <tr><td>15:</td><td>9.8</td><td style="text-align: center;">↖</td></tr> <tr><td>16:</td><td>10.5</td><td style="text-align: center;">↗</td></tr> <tr><td>17:</td><td>10.5</td><td style="text-align: center;">→</td></tr> <tr><td>18:</td><td>*10.8</td><td style="text-align: center;">↖</td></tr> <tr><td>19:</td><td>10.6</td><td style="text-align: center;">↗</td></tr> <tr><td>20:</td><td>10.5</td><td style="text-align: center;">↑</td></tr> </table>	11:	*10.6	↙	12:	10.1	↘	13:	10.0	↑	14:	10.3	→	15:	9.8	↖	16:	10.5	↗	17:	10.5	→	18:	*10.8	↖	19:	10.6	↗	20:	10.5	↑
11:	*10.6	↙																													
12:	10.1	↘																													
13:	10.0	↑																													
14:	10.3	→																													
15:	9.8	↖																													
16:	10.5	↗																													
17:	10.5	→																													
18:	*10.8	↖																													
19:	10.6	↗																													
20:	10.5	↑																													

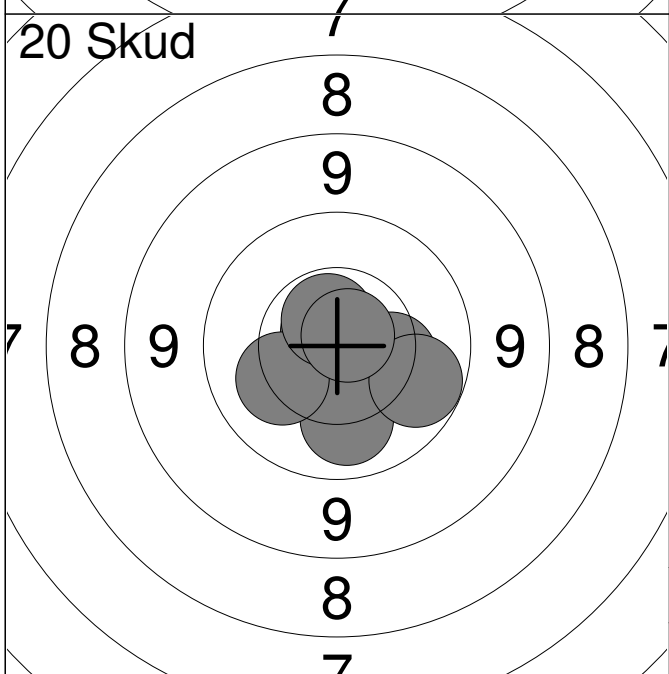
Serie	99.0
Total	198.0



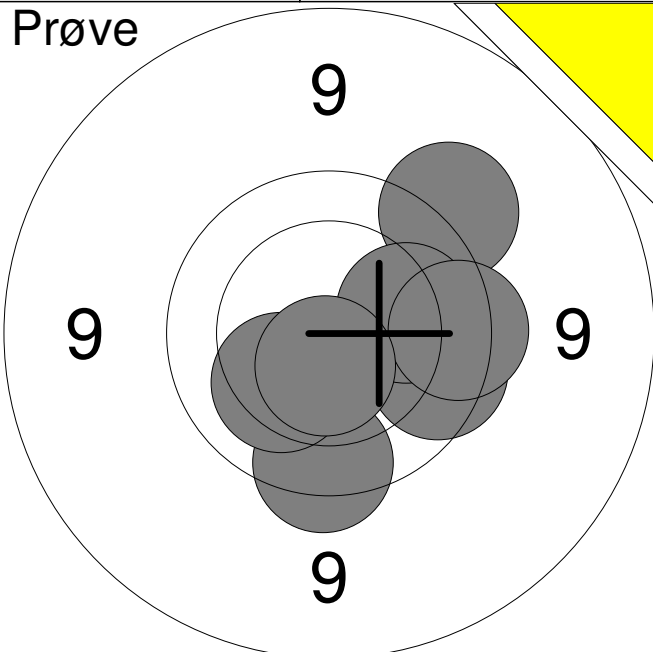
1:	9.3		↑
2:	10.6		↙
3:	9.5		→
4:	10.6		→
5:	*10.7		←
6:	10.5		↙
7:	9.9		↓
8:	10.2		↙
9:	10.6		→
10:	10.5		↙
Serie			97.0
Total			0.0

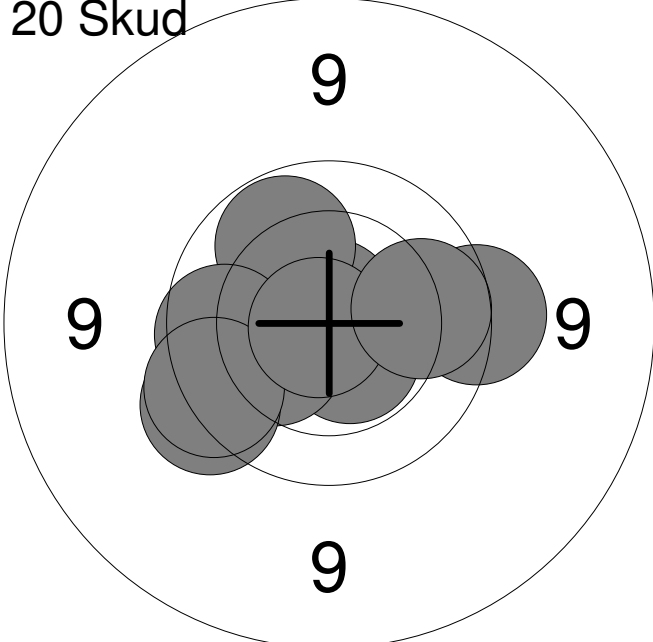


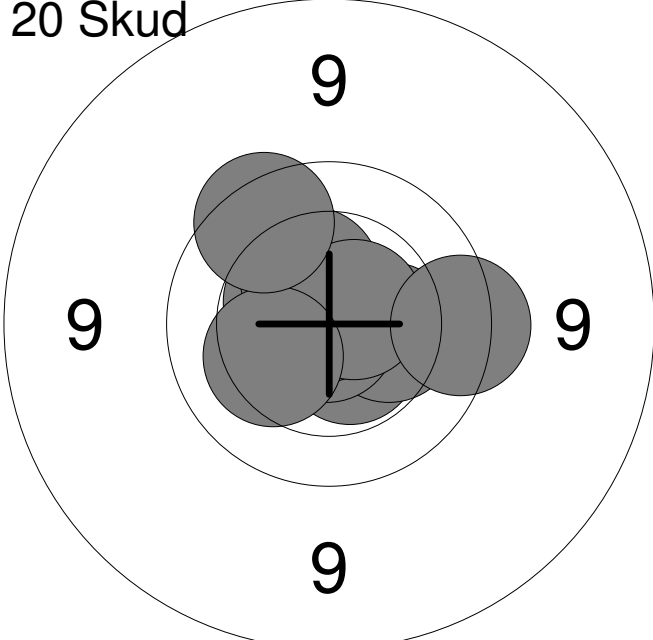
1:	10.6		↙
2:	10.3		↑
3:	*10.8		↑
4:	*10.7		↙
5:	10.5		↑
6:	10.6		↑
7:	10.3		↙
8:	10.2		→
9:	10.0		←
10:	10.3		↓
Serie			100.0
Total			100.0

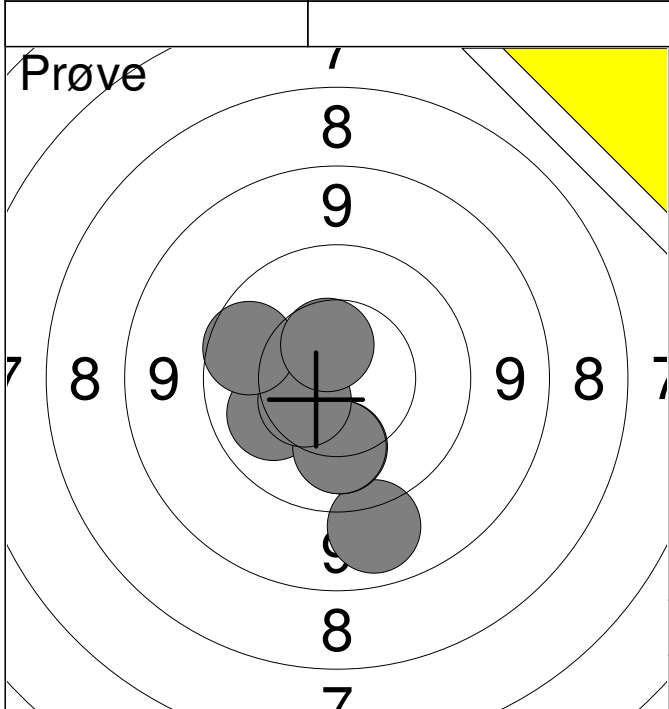


11:	*10.7		↑
12:	*10.7		↑
13:	10.5		→
14:	10.4		→
15:	10.3		→
16:	10.1		↓
17:	10.2		↙
18:	*10.6		↑
19:	10.0		→
20:	*10.8		↗
Serie			100.0
Total			200.0

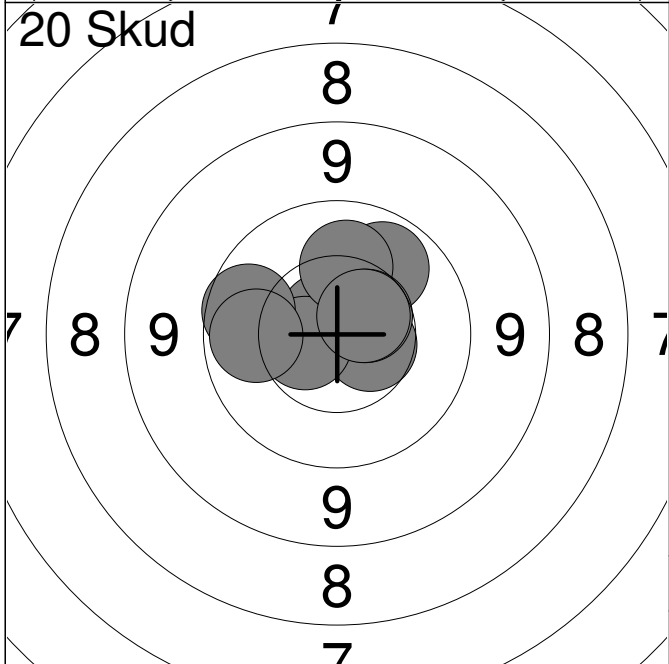
<p>Prøve</p> 	<table style="width:100%; border-collapse: collapse;"> <tr><td style="width:10%;">1:</td><td style="width:15%;">9.5</td><td style="width:10%; text-align: right;">↗</td></tr> <tr><td>2:</td><td>9.8</td><td style="text-align: right;">→</td></tr> <tr><td>3:</td><td>9.7</td><td style="text-align: right;">↓</td></tr> <tr><td>4:</td><td>10.2</td><td style="text-align: right;">↙</td></tr> <tr><td>5:</td><td>10.1</td><td style="text-align: right;">→</td></tr> <tr><td>6:</td><td>9.7</td><td style="text-align: right;">→</td></tr> <tr><td>7:</td><td>*10.6</td><td style="text-align: right;">↓</td></tr> </table> <table border="1" style="width:100%; border-collapse: collapse; margin-top: 5px;"> <tr> <td style="width:80%;">Serie</td> <td style="text-align: right;">66.0</td> </tr> <tr> <td>Total</td> <td style="text-align: right;">0.0</td> </tr> </table>	1:	9.5	↗	2:	9.8	→	3:	9.7	↓	4:	10.2	↙	5:	10.1	→	6:	9.7	→	7:	*10.6	↓	Serie	66.0	Total	0.0
1:	9.5	↗																								
2:	9.8	→																								
3:	9.7	↓																								
4:	10.2	↙																								
5:	10.1	→																								
6:	9.7	→																								
7:	*10.6	↓																								
Serie	66.0																									
Total	0.0																									

<p>20 Skud</p> 	<table style="width:100%; border-collapse: collapse;"> <tr><td style="width:10%;">1:</td><td style="width:15%;">*10.5</td><td style="width:10%; text-align: right;">↘</td></tr> <tr><td>2:</td><td>*10.8</td><td style="text-align: right;">↑</td></tr> <tr><td>3:</td><td>10.3</td><td style="text-align: right;">↙</td></tr> <tr><td>4:</td><td>9.6</td><td style="text-align: right;">↙</td></tr> <tr><td>5:</td><td>10.0</td><td style="text-align: right;">↗</td></tr> <tr><td>6:</td><td>9.6</td><td style="text-align: right;">→</td></tr> <tr><td>7:</td><td>9.9</td><td style="text-align: right;">←</td></tr> <tr><td>8:</td><td>9.7</td><td style="text-align: right;">↙</td></tr> <tr><td>9:</td><td>*10.8</td><td style="text-align: right;">←</td></tr> <tr><td>10:</td><td>9.9</td><td style="text-align: right;">→</td></tr> </table> <table border="1" style="width:100%; border-collapse: collapse; margin-top: 5px;"> <tr> <td style="width:80%;">Serie</td> <td style="text-align: right;">95.0</td> </tr> <tr> <td>Total</td> <td style="text-align: right;">95.0</td> </tr> </table>	1:	*10.5	↘	2:	*10.8	↑	3:	10.3	↙	4:	9.6	↙	5:	10.0	↗	6:	9.6	→	7:	9.9	←	8:	9.7	↙	9:	*10.8	←	10:	9.9	→	Serie	95.0	Total	95.0
1:	*10.5	↘																																	
2:	*10.8	↑																																	
3:	10.3	↙																																	
4:	9.6	↙																																	
5:	10.0	↗																																	
6:	9.6	→																																	
7:	9.9	←																																	
8:	9.7	↙																																	
9:	*10.8	←																																	
10:	9.9	→																																	
Serie	95.0																																		
Total	95.0																																		

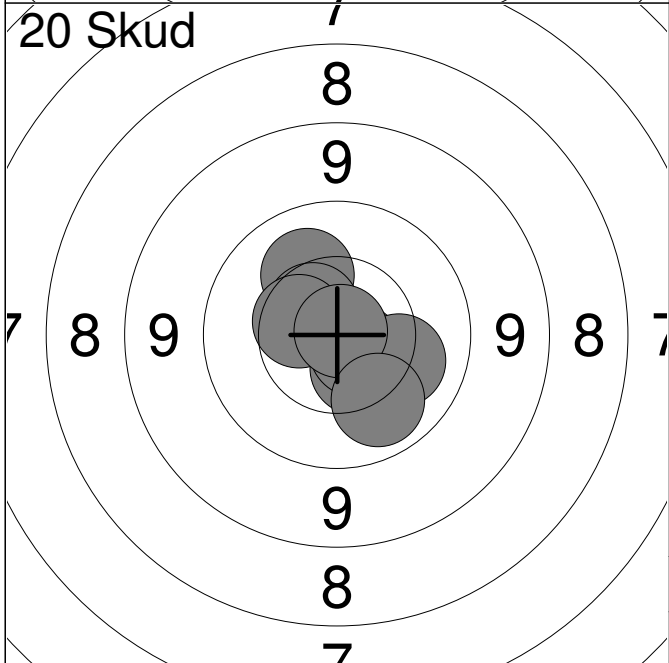
<p>20 Skud</p> 	<table style="width:100%; border-collapse: collapse;"> <tr><td style="width:10%;">11:</td><td style="width:15%;">*10.5</td><td style="width:10%; text-align: right;">↗</td></tr> <tr><td>12:</td><td>*10.5</td><td style="text-align: right;">↘</td></tr> <tr><td>13:</td><td>10.3</td><td style="text-align: right;">→</td></tr> <tr><td>14:</td><td>10.4</td><td style="text-align: right;">↗</td></tr> <tr><td>15:</td><td>*10.9</td><td style="text-align: right;">↘</td></tr> <tr><td>16:</td><td>*10.8</td><td style="text-align: right;">↗</td></tr> <tr><td>17:</td><td>*10.6</td><td style="text-align: right;">↗</td></tr> <tr><td>18:</td><td>10.3</td><td style="text-align: right;">↙</td></tr> <tr><td>19:</td><td>9.7</td><td style="text-align: right;">→</td></tr> <tr><td>20:</td><td>9.8</td><td style="text-align: right;">↗</td></tr> </table> <table border="1" style="width:100%; border-collapse: collapse; margin-top: 5px;"> <tr> <td style="width:80%;">Serie</td> <td style="text-align: right;">98.0</td> </tr> <tr> <td>Total</td> <td style="text-align: right;">193.0</td> </tr> </table>	11:	*10.5	↗	12:	*10.5	↘	13:	10.3	→	14:	10.4	↗	15:	*10.9	↘	16:	*10.8	↗	17:	*10.6	↗	18:	10.3	↙	19:	9.7	→	20:	9.8	↗	Serie	98.0	Total	193.0
11:	*10.5	↗																																	
12:	*10.5	↘																																	
13:	10.3	→																																	
14:	10.4	↗																																	
15:	*10.9	↘																																	
16:	*10.8	↗																																	
17:	*10.6	↗																																	
18:	10.3	↙																																	
19:	9.7	→																																	
20:	9.8	↗																																	
Serie	98.0																																		
Total	193.0																																		



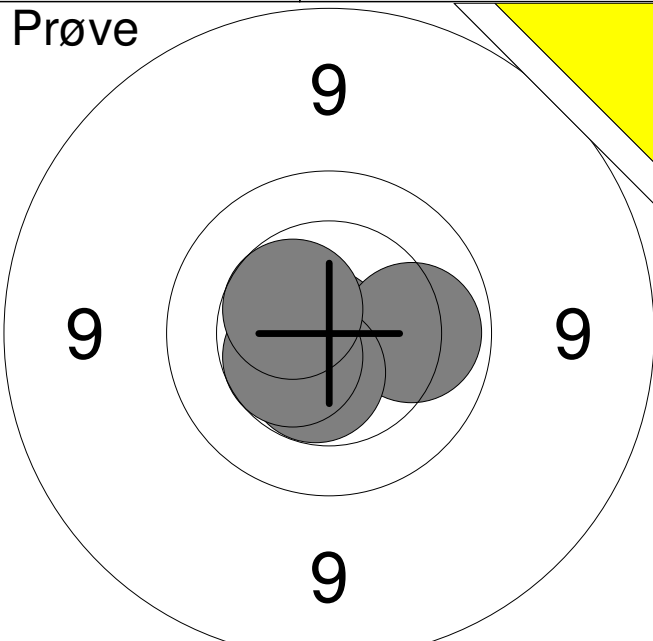
1:	9.1	↓
2:	10.2	↓
3:	10.1	↙
4:	10.2	↓
5:	10.5	↙
6:	9.9	↘
7:	10.6	↑
Serie		68.0
Total		0.0

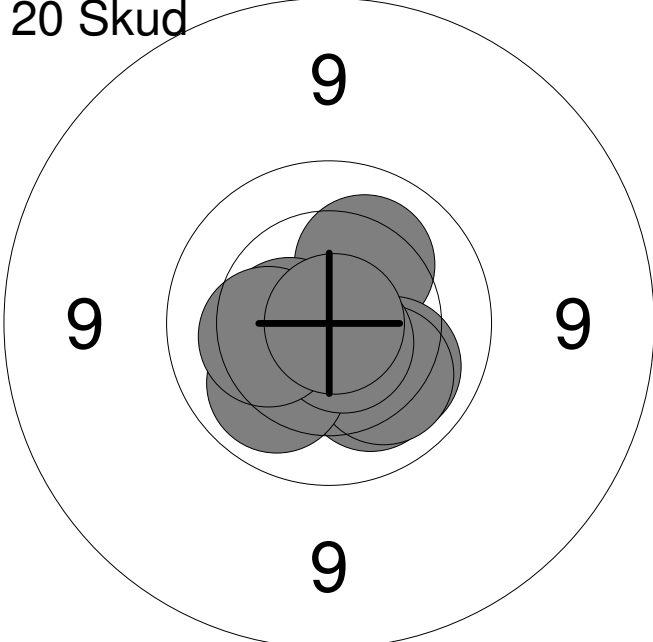


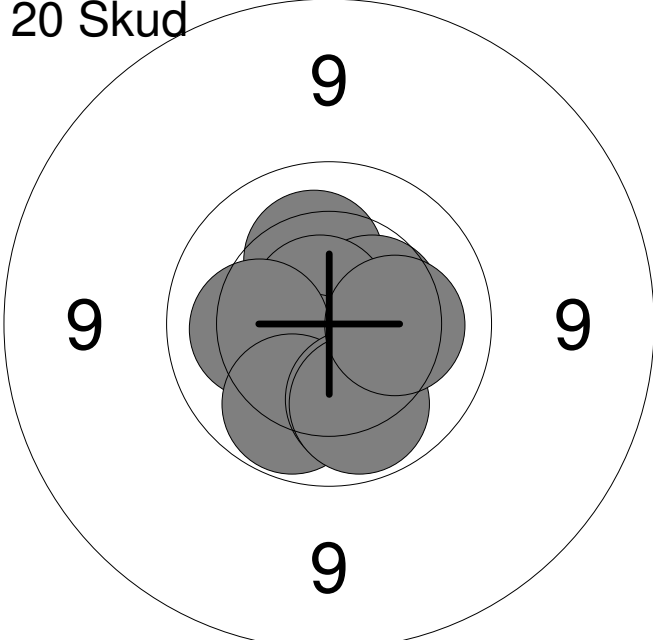
1:	*10.7	↗
2:	*10.7	↗
3:	10.5	→
4:	10.6	↙
5:	9.9	↙
6:	10.0	↗
7:	10.2	↑
8:	10.6	↗
9:	10.6	↗
10:	10.0	←
Serie		99.0
Total		99.0



11:	10.2	↗
12:	*10.6	↗
13:	10.5	↓
14:	10.5	↗
15:	10.5	↓
16:	*10.7	↓
17:	10.2	↓
18:	10.5	↑
19:	*10.9	↗
20:	10.1	↓
Serie		100.0
Total		199.0

<p>Prøve</p> 	<table style="width:100%; border-collapse: collapse;"> <tr><td style="width:10%;">1:</td><td style="width:15%;">*10.8</td><td style="width:10%; text-align: right;">←</td></tr> <tr><td>2:</td><td>10.1</td><td style="text-align: right;">→</td></tr> <tr><td>3:</td><td>*10.5</td><td style="text-align: right;">↓</td></tr> <tr><td>4:</td><td>10.5</td><td style="text-align: right;">←</td></tr> <tr><td>5:</td><td>10.5</td><td style="text-align: right;">↗</td></tr> </table> <table border="1" style="width:100%; border-collapse: collapse; margin-top: 5px;"> <tr> <td style="width:80%;">Serie</td> <td style="text-align: right;">50.0</td> </tr> <tr> <td>Total</td> <td style="text-align: right;">0.0</td> </tr> </table>	1:	*10.8	←	2:	10.1	→	3:	*10.5	↓	4:	10.5	←	5:	10.5	↗	Serie	50.0	Total	0.0
1:	*10.8	←																		
2:	10.1	→																		
3:	*10.5	↓																		
4:	10.5	←																		
5:	10.5	↗																		
Serie	50.0																			
Total	0.0																			

<p>20 Skud</p> 	<table style="width:100%; border-collapse: collapse;"> <tr><td style="width:10%;">1:</td><td style="width:15%;">10.2</td><td style="width:10%; text-align: right;">↗</td></tr> <tr><td>2:</td><td>*10.6</td><td style="text-align: right;">←</td></tr> <tr><td>3:</td><td>10.1</td><td style="text-align: right;">↓</td></tr> <tr><td>4:</td><td>*10.5</td><td style="text-align: right;">←</td></tr> <tr><td>5:</td><td>10.2</td><td style="text-align: right;">↓</td></tr> <tr><td>6:</td><td>10.1</td><td style="text-align: right;">↓</td></tr> <tr><td>7:</td><td>10.1</td><td style="text-align: right;">←</td></tr> <tr><td>8:</td><td>*10.7</td><td style="text-align: right;">↓</td></tr> <tr><td>9:</td><td>10.3</td><td style="text-align: right;">←</td></tr> <tr><td>10:</td><td>*10.9</td><td style="text-align: right;">→</td></tr> </table> <table border="1" style="width:100%; border-collapse: collapse; margin-top: 5px;"> <tr> <td style="width:80%;">Serie</td> <td style="text-align: right;">100.0</td> </tr> <tr> <td>Total</td> <td style="text-align: right;">100.0</td> </tr> </table>	1:	10.2	↗	2:	*10.6	←	3:	10.1	↓	4:	*10.5	←	5:	10.2	↓	6:	10.1	↓	7:	10.1	←	8:	*10.7	↓	9:	10.3	←	10:	*10.9	→	Serie	100.0	Total	100.0
1:	10.2	↗																																	
2:	*10.6	←																																	
3:	10.1	↓																																	
4:	*10.5	←																																	
5:	10.2	↓																																	
6:	10.1	↓																																	
7:	10.1	←																																	
8:	*10.7	↓																																	
9:	10.3	←																																	
10:	*10.9	→																																	
Serie	100.0																																		
Total	100.0																																		

<p>20 Skud</p> 	<table style="width:100%; border-collapse: collapse;"> <tr><td style="width:10%;">11:</td><td style="width:15%;">10.3</td><td style="width:10%; text-align: right;">↓</td></tr> <tr><td>12:</td><td>10.2</td><td style="text-align: right;">↗</td></tr> <tr><td>13:</td><td>10.4</td><td style="text-align: right;">↗</td></tr> <tr><td>14:</td><td>*10.7</td><td style="text-align: right;">↗</td></tr> <tr><td>15:</td><td>10.5</td><td style="text-align: right;">↓</td></tr> <tr><td>16:</td><td>10.2</td><td style="text-align: right;">←</td></tr> <tr><td>17:</td><td>10.0</td><td style="text-align: right;">↓</td></tr> <tr><td>18:</td><td>10.1</td><td style="text-align: right;">↓</td></tr> <tr><td>19:</td><td>10.0</td><td style="text-align: right;">↓</td></tr> <tr><td>20:</td><td>10.2</td><td style="text-align: right;">→</td></tr> </table> <table border="1" style="width:100%; border-collapse: collapse; margin-top: 5px;"> <tr> <td style="width:80%;">Serie</td> <td style="text-align: right;">100.0</td> </tr> <tr> <td>Total</td> <td style="text-align: right;">200.0</td> </tr> </table>	11:	10.3	↓	12:	10.2	↗	13:	10.4	↗	14:	*10.7	↗	15:	10.5	↓	16:	10.2	←	17:	10.0	↓	18:	10.1	↓	19:	10.0	↓	20:	10.2	→	Serie	100.0	Total	200.0
11:	10.3	↓																																	
12:	10.2	↗																																	
13:	10.4	↗																																	
14:	*10.7	↗																																	
15:	10.5	↓																																	
16:	10.2	←																																	
17:	10.0	↓																																	
18:	10.1	↓																																	
19:	10.0	↓																																	
20:	10.2	→																																	
Serie	100.0																																		
Total	200.0																																		

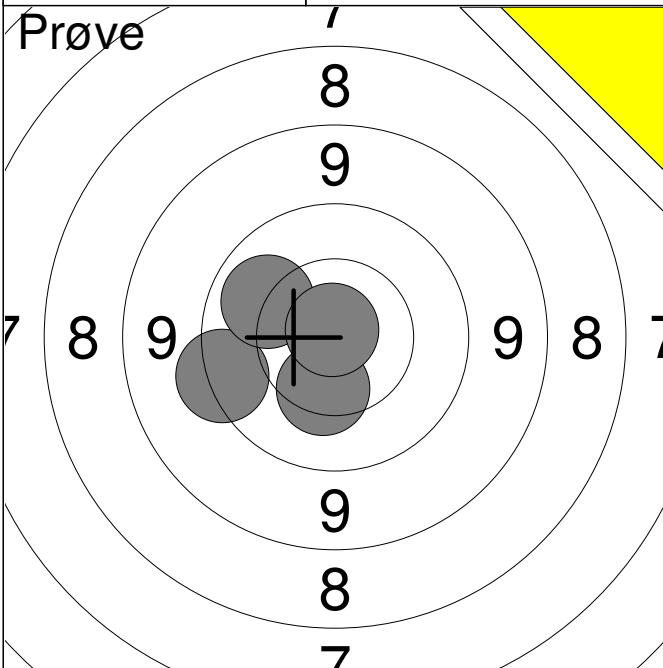
Hold
17

Skive
3

Torben Klit Andersen

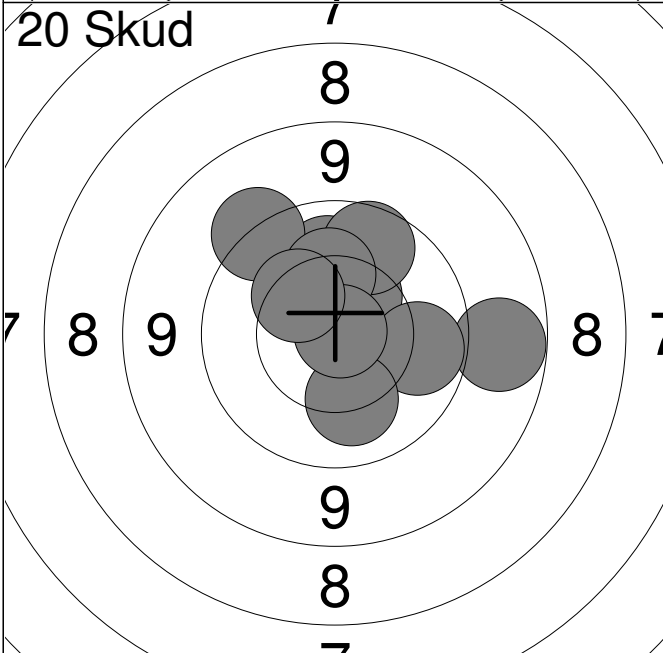
Vester Hassing Skf.

M2



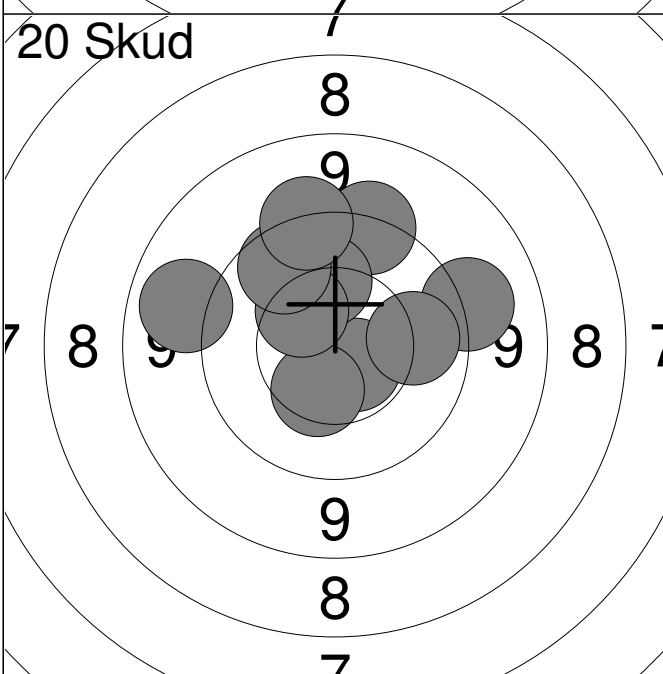
1:	9.5	←
2:	10.3	↓
3:	10.1	↗
4:	*10.9	↗

Serie	39.0
Total	0.0



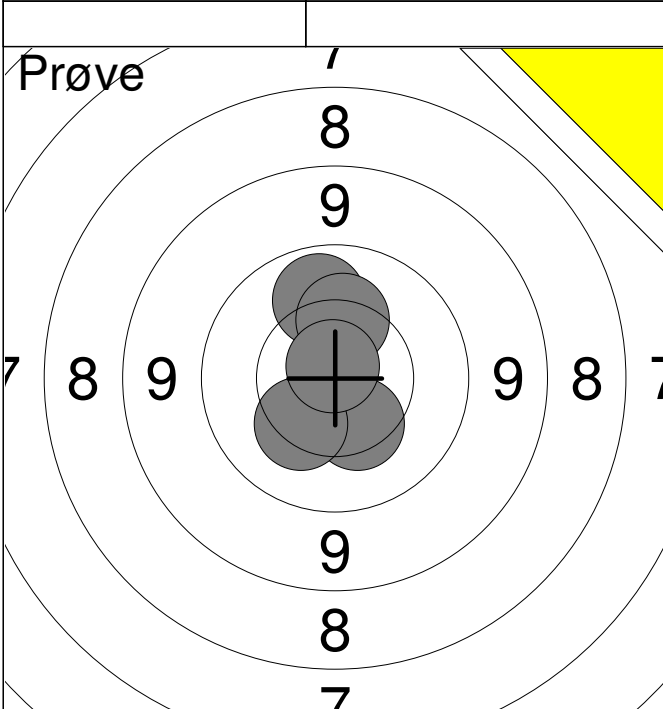
1:	10.1	↑
2:	10.5	↗
3:	9.0	→
4:	9.9	↗
5:	9.4	↗
6:	10.3	↑
7:	10.0	→
8:	10.2	↓
9:	*10.9	↗
10:	10.3	↗

Serie	97.0
Total	97.0

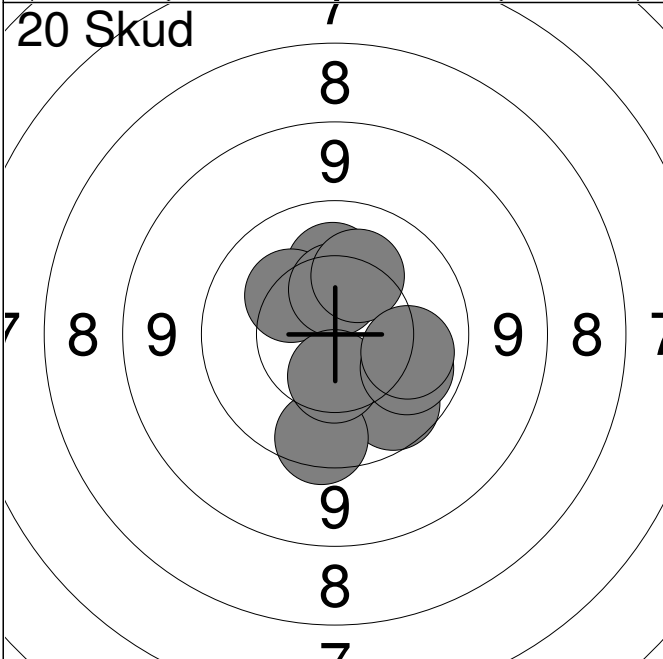


11:	9.3	→
12:	*10.6	↓
13:	10.0	→
14:	10.4	↓
15:	9.1	←
16:	9.5	↗
17:	10.2	↑
18:	10.4	↗
19:	9.9	↗
20:	9.4	↑

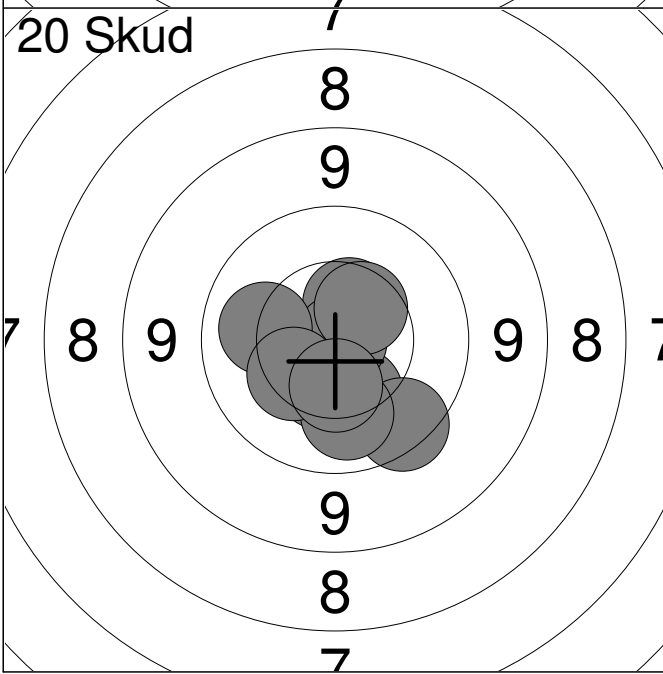
Serie	95.0
Total	192.0



1:	10.0	↑
2:	10.3	↑
3:	10.4	↓
4:	10.3	↙
5:	*10.8	↑
Serie		50.0
Total		0.0



1:	10.2	↑
2:	10.3	↗
3:	10.3	↓
4:	10.4	↑
5:	9.9	↘
6:	10.2	↗
7:	9.7	↓
8:	10.5	↓
9:	10.0	↘
10:	10.1	↘
Serie		98.0
Total		98.0



11:	10.5	↗
12:	10.4	↓
13:	10.3	↓
14:	*10.9	→
15:	10.1	←
16:	10.5	↗
17:	9.7	↓
18:	10.1	↓
19:	10.3	↙
20:	10.4	↓
Serie		99.0
Total		197.0

<p>Prøve</p>	<table style="width:100%; border-collapse: collapse;"> <tr><td style="width:10%;">1:</td><td style="width:20%;">10.2</td><td style="width:10%; text-align: right;">↗</td></tr> <tr><td>2:</td><td>10.0</td><td style="text-align: right;">↘</td></tr> <tr><td>3:</td><td>10.4</td><td style="text-align: right;">↘</td></tr> <tr><td>4:</td><td>*10.9</td><td style="text-align: right;">↑</td></tr> <tr><td>5:</td><td>10.0</td><td style="text-align: right;">↖</td></tr> </table> <table border="1" style="width:100%; border-collapse: collapse; margin-top: 5px;"> <tr><td style="width:80%;">Serie</td><td style="text-align: right;">50.0</td></tr> <tr><td>Total</td><td style="text-align: right;">0.0</td></tr> </table>	1:	10.2	↗	2:	10.0	↘	3:	10.4	↘	4:	*10.9	↑	5:	10.0	↖	Serie	50.0	Total	0.0
1:	10.2	↗																		
2:	10.0	↘																		
3:	10.4	↘																		
4:	*10.9	↑																		
5:	10.0	↖																		
Serie	50.0																			
Total	0.0																			

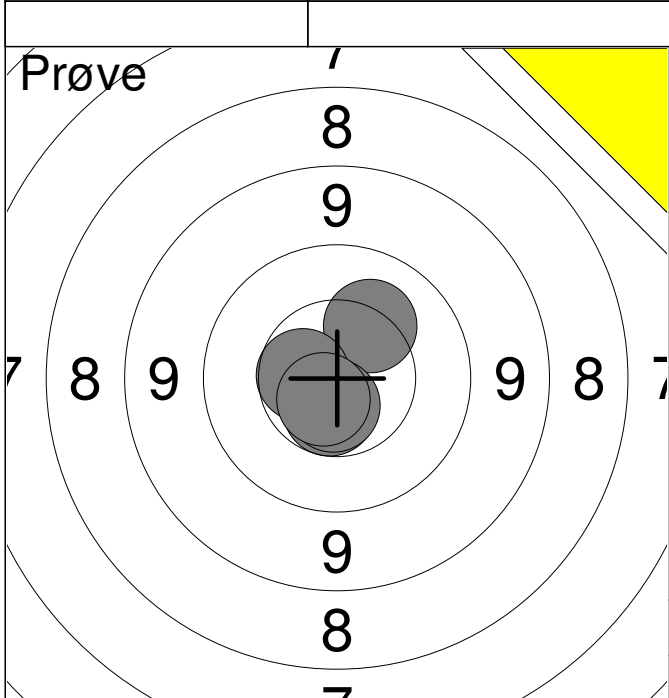
<p>20 Skud</p>	<table style="width:100%; border-collapse: collapse;"> <tr><td style="width:10%;">1:</td><td style="width:20%;">10.1</td><td style="width:10%; text-align: right;">↘</td></tr> <tr><td>2:</td><td>10.0</td><td style="text-align: right;">←</td></tr> <tr><td>3:</td><td>9.9</td><td style="text-align: right;">←</td></tr> <tr><td>4:</td><td>10.4</td><td style="text-align: right;">↖</td></tr> <tr><td>5:</td><td>9.9</td><td style="text-align: right;">↖</td></tr> <tr><td>6:</td><td>*10.8</td><td style="text-align: right;">↖</td></tr> <tr><td>7:</td><td>10.3</td><td style="text-align: right;">↖</td></tr> <tr><td>8:</td><td>10.4</td><td style="text-align: right;">→</td></tr> <tr><td>9:</td><td>10.4</td><td style="text-align: right;">↘</td></tr> <tr><td>10:</td><td>10.2</td><td style="text-align: right;">↓</td></tr> </table> <table border="1" style="width:100%; border-collapse: collapse; margin-top: 5px;"> <tr><td style="width:80%;">Serie</td><td style="text-align: right;">98.0</td></tr> <tr><td>Total</td><td style="text-align: right;">98.0</td></tr> </table>	1:	10.1	↘	2:	10.0	←	3:	9.9	←	4:	10.4	↖	5:	9.9	↖	6:	*10.8	↖	7:	10.3	↖	8:	10.4	→	9:	10.4	↘	10:	10.2	↓	Serie	98.0	Total	98.0
1:	10.1	↘																																	
2:	10.0	←																																	
3:	9.9	←																																	
4:	10.4	↖																																	
5:	9.9	↖																																	
6:	*10.8	↖																																	
7:	10.3	↖																																	
8:	10.4	→																																	
9:	10.4	↘																																	
10:	10.2	↓																																	
Serie	98.0																																		
Total	98.0																																		

<p>20 Skud</p>	<table style="width:100%; border-collapse: collapse;"> <tr><td style="width:10%;">11:</td><td style="width:20%;">10.3</td><td style="width:10%; text-align: right;">↗</td></tr> <tr><td>12:</td><td>9.4</td><td style="text-align: right;">↗</td></tr> <tr><td>13:</td><td>10.3</td><td style="text-align: right;">↗</td></tr> <tr><td>14:</td><td>10.3</td><td style="text-align: right;">→</td></tr> <tr><td>15:</td><td>9.8</td><td style="text-align: right;">↗</td></tr> <tr><td>16:</td><td>9.9</td><td style="text-align: right;">↗</td></tr> <tr><td>17:</td><td>9.5</td><td style="text-align: right;">→</td></tr> <tr><td>18:</td><td>10.1</td><td style="text-align: right;">→</td></tr> <tr><td>19:</td><td>10.3</td><td style="text-align: right;">↗</td></tr> <tr><td>20:</td><td>10.3</td><td style="text-align: right;">←</td></tr> </table> <table border="1" style="width:100%; border-collapse: collapse; margin-top: 5px;"> <tr><td style="width:80%;">Serie</td><td style="text-align: right;">96.0</td></tr> <tr><td>Total</td><td style="text-align: right;">194.0</td></tr> </table>	11:	10.3	↗	12:	9.4	↗	13:	10.3	↗	14:	10.3	→	15:	9.8	↗	16:	9.9	↗	17:	9.5	→	18:	10.1	→	19:	10.3	↗	20:	10.3	←	Serie	96.0	Total	194.0
11:	10.3	↗																																	
12:	9.4	↗																																	
13:	10.3	↗																																	
14:	10.3	→																																	
15:	9.8	↗																																	
16:	9.9	↗																																	
17:	9.5	→																																	
18:	10.1	→																																	
19:	10.3	↗																																	
20:	10.3	←																																	
Serie	96.0																																		
Total	194.0																																		

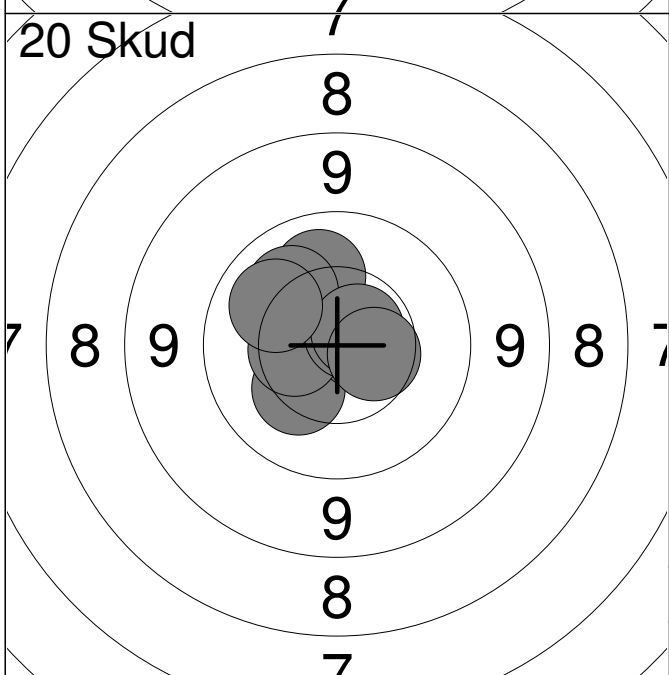
<p>Prøve</p>	<table style="width:100%; border-collapse: collapse;"> <tr><td style="width:10%;">1:</td><td style="width:15%;">10.4</td><td style="width:10%; text-align: center;">↓</td></tr> <tr><td>2:</td><td>9.4</td><td style="text-align: center;">↗</td></tr> <tr><td>3:</td><td>10.1</td><td style="text-align: center;">↗</td></tr> <tr><td>4:</td><td>10.3</td><td style="text-align: center;">↗</td></tr> <tr><td>5:</td><td>10.3</td><td style="text-align: center;">↗</td></tr> <tr><td>6:</td><td>*10.6</td><td style="text-align: center;">↓</td></tr> <tr><td>7:</td><td>*10.7</td><td style="text-align: center;">↖</td></tr> <tr><td>8:</td><td>10.0</td><td style="text-align: center;">↗</td></tr> <tr><td>9:</td><td>*10.8</td><td style="text-align: center;">↓</td></tr> </table> <table border="1" style="width:100%; border-collapse: collapse; margin-top: 5px;"> <tr> <td style="width:80%;">Serie</td> <td style="text-align: right;">89.0</td> </tr> <tr> <td>Total</td> <td style="text-align: right;">0.0</td> </tr> </table>	1:	10.4	↓	2:	9.4	↗	3:	10.1	↗	4:	10.3	↗	5:	10.3	↗	6:	*10.6	↓	7:	*10.7	↖	8:	10.0	↗	9:	*10.8	↓	Serie	89.0	Total	0.0
1:	10.4	↓																														
2:	9.4	↗																														
3:	10.1	↗																														
4:	10.3	↗																														
5:	10.3	↗																														
6:	*10.6	↓																														
7:	*10.7	↖																														
8:	10.0	↗																														
9:	*10.8	↓																														
Serie	89.0																															
Total	0.0																															

<p>20 Skud</p>	<table style="width:100%; border-collapse: collapse;"> <tr><td style="width:10%;">1:</td><td style="width:15%;">10.2</td><td style="width:10%; text-align: center;">↓</td></tr> <tr><td>2:</td><td>10.2</td><td style="text-align: center;">↓</td></tr> <tr><td>3:</td><td>10.3</td><td style="text-align: center;">↓</td></tr> <tr><td>4:</td><td>9.7</td><td style="text-align: center;">↗</td></tr> <tr><td>5:</td><td>10.5</td><td style="text-align: center;">↗</td></tr> <tr><td>6:</td><td>10.1</td><td style="text-align: center;">↗</td></tr> <tr><td>7:</td><td>10.5</td><td style="text-align: center;">←</td></tr> <tr><td>8:</td><td>9.6</td><td style="text-align: center;">↗</td></tr> <tr><td>9:</td><td>10.5</td><td style="text-align: center;">↗</td></tr> <tr><td>10:</td><td>10.6</td><td style="text-align: center;">↗</td></tr> </table> <table border="1" style="width:100%; border-collapse: collapse; margin-top: 5px;"> <tr> <td style="width:80%;">Serie</td> <td style="text-align: right;">98.0</td> </tr> <tr> <td>Total</td> <td style="text-align: right;">98.0</td> </tr> </table>	1:	10.2	↓	2:	10.2	↓	3:	10.3	↓	4:	9.7	↗	5:	10.5	↗	6:	10.1	↗	7:	10.5	←	8:	9.6	↗	9:	10.5	↗	10:	10.6	↗	Serie	98.0	Total	98.0
1:	10.2	↓																																	
2:	10.2	↓																																	
3:	10.3	↓																																	
4:	9.7	↗																																	
5:	10.5	↗																																	
6:	10.1	↗																																	
7:	10.5	←																																	
8:	9.6	↗																																	
9:	10.5	↗																																	
10:	10.6	↗																																	
Serie	98.0																																		
Total	98.0																																		

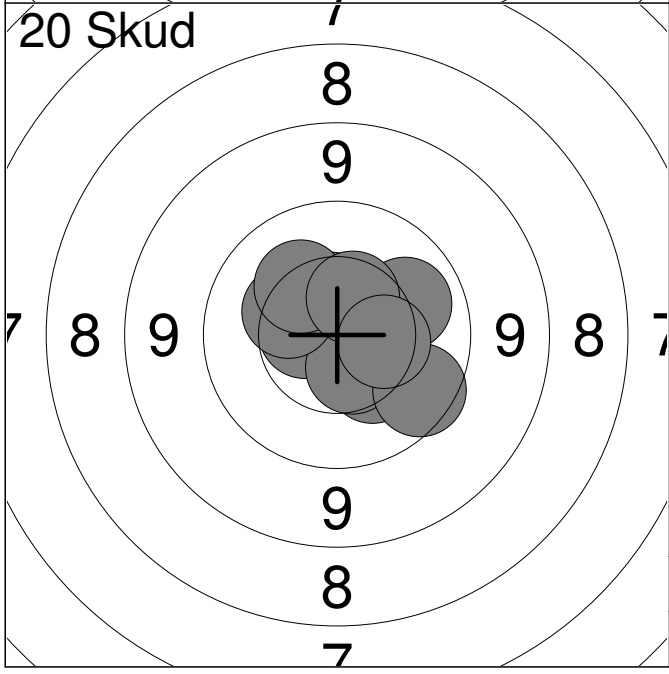
<p>20 Skud</p>	<table style="width:100%; border-collapse: collapse;"> <tr><td style="width:10%;">11:</td><td style="width:15%;">10.5</td><td style="width:10%; text-align: center;">↓</td></tr> <tr><td>12:</td><td>9.9</td><td style="text-align: center;">↗</td></tr> <tr><td>13:</td><td>10.0</td><td style="text-align: center;">↗</td></tr> <tr><td>14:</td><td>10.4</td><td style="text-align: center;">↗</td></tr> <tr><td>15:</td><td>10.3</td><td style="text-align: center;">←</td></tr> <tr><td>16:</td><td>9.8</td><td style="text-align: center;">←</td></tr> <tr><td>17:</td><td>10.4</td><td style="text-align: center;">↓</td></tr> <tr><td>18:</td><td>10.2</td><td style="text-align: center;">↓</td></tr> <tr><td>19:</td><td>10.0</td><td style="text-align: center;">↗</td></tr> <tr><td>20:</td><td>*10.6</td><td style="text-align: center;">↗</td></tr> </table> <table border="1" style="width:100%; border-collapse: collapse; margin-top: 5px;"> <tr> <td style="width:80%;">Serie</td> <td style="text-align: right;">98.0</td> </tr> <tr> <td>Total</td> <td style="text-align: right;">196.0</td> </tr> </table>	11:	10.5	↓	12:	9.9	↗	13:	10.0	↗	14:	10.4	↗	15:	10.3	←	16:	9.8	←	17:	10.4	↓	18:	10.2	↓	19:	10.0	↗	20:	*10.6	↗	Serie	98.0	Total	196.0
11:	10.5	↓																																	
12:	9.9	↗																																	
13:	10.0	↗																																	
14:	10.4	↗																																	
15:	10.3	←																																	
16:	9.8	←																																	
17:	10.4	↓																																	
18:	10.2	↓																																	
19:	10.0	↗																																	
20:	*10.6	↗																																	
Serie	98.0																																		
Total	196.0																																		



1:	10.2	↗
2:	10.6	↘
3:	10.6	←
4:	*10.6	↘
5:	*10.7	↙
Serie		50.0
Total		0.0



1:	10.3	↙
2:	*10.6	↗
3:	*10.7	→
4:	10.5	←
5:	10.1	↗
6:	*10.7	↗
7:	10.1	↗
8:	*10.7	↗
9:	10.1	↗
10:	10.5	→
Serie		100.0
Total		100.0



11:	10.5	↗
12:	10.3	↘
13:	10.6	←
14:	10.5	↘
15:	10.1	↗
16:	9.8	↘
17:	10.3	↗
18:	10.2	↗
19:	10.5	↗
20:	10.4	→
Serie		99.0
Total		199.0